IONA

MEN'S BASKETBALL

RICKEY McGILL
ALL-MAAC SECOND TEAM

ROLAND GRIFFIN
MAAC SIXTH PLAYER OF THE YEAR
MAAC DEFENSIVE PLAYER OF THE YEAR CANDIDATE

2018 MAAC CHAMPIONSHIP GUIDE

2018 METRO ATLANTIC ATHLETIC CONFERENCE CHAMPIONSHIP
TIMES UNION CENTER (10,450) - ALBANY, NY - MARCH 1-5

General Information

Location ..... New Rochelle, NY 10801-1890
Founded 1940
Enrollment 3,179
Nickname ..... Gaels
Colors ..... Maroon & Gold
Affiliation ..... NCAA Division I
Conference ..... Metro Atlantic Athletic Conference (MAAC)
Home Court (Capacity) ..... Hynes Athletics Center (2,611)
President ..... Joseph E. Nyre, Ph.D.
Vice President for Athletics Administratoin ..... Rick Cole Jr.
Deputy AD/Advancement & External Affairs ..... Matt Glovaski
Sr. Associate AD/Senior Woman Administrator ..... Jamie Fogarty
Sr. Associate AD/Communications ..... Brian Beyrer
Sr. Associate AD/Sports Medicine ..... Sam De Rosa
Assistant AD/Facilities and Operations ..... Tyler Cardinal
Assistant AD/Administration ..... Jessica Rosenberg
Assistant AD/Business ..... Sean Burke
Assistant AD/Marketing and Tickets ..... Joe Scribani
Assistant AD/Compliance ..... Katherine Steiner, Esq.
Assistant AD/Academics ..... Tiffani Troilo
Strength and Conditioning Coach ..... Kelly Shaver
Team Physician ..... Dr. Riley Williams
Athletics Phone ..... (914) 633-2654

2017-18 Basketball Information

Head Coach ..... Tim Cluess (Hofstra '83)
Record at Iona/Seasons* ..... 179-91 (.663)/Eight seasons
Career Record/Seasons* ..... 277-114 (.708)/12 seasons
Basketball Office Phone ..... (914) 633-2304
Associate Head Coach ..... Jared Grasso (Quinnipiac '02)
Assistant Coaches ..... Eric Eaton (UMass-Dartmouth '97)
..... Adam Ginsburg (Buffalo '97)
Director of Operations ..... Ricky Johns (Utah '07)
Graduate Manager ..... Eamonn Mahar (Cortland State '17)
2017-18 Record 17-13
2017-18 Conference Record/Finish 11-7/4th
NCAA Appearances **12** (1979, 1980, 1984, 1985, 1998, 2000, 2001, 2006, 2012, 2013, 2016, 2017)
NIT Appearances ..... **Six** (1982, 1983, 1996, 1997, 2014, 2015)

Athletic Communications

Sr. Associate AD/Athletic Communications ..... Brian Beyrer (Iona '01)
Office / E-Mail ..... (914) 637-2726 / bbeyrer@iona.edu
Assistant AD/Athletic Communications ..... Pat McWalters (Saint Rose '10)
Office / E-Mail ..... (914) 633-2334 / pmcwalters@iona.edu
Sports Information Fax ..... (914) 633-2072
Iona Web Page ..... ICGaels.com
Facebook/Twitter/Instagram ..... @ICGaels
Asst. Director of Athletic Communications ..... Jonathan Stanko (Iona '14)
Office / E-Mail ..... (914) 633-2310 / jstanko@iona.edu
Asst. Director of Athletic Communications ..... Steven Kultzow (Iona '13)
Office / E-Mail ..... (914) 633-2057 / skultzow@iona.edu

IONA COLLEGE MEN'S BASKETBALL

MAAC Regular Season Champions

1982-83, 1984-85, 1995-96, 1996-97, 1997-98, 2000-01, 2011-12, 2013-14, 2014-15

MAAC Tournament Champions

1982, 1984, 1985, 1998, 2000, 2001, 2006, 2013, 2016, **2017**

ADMINISTRATORS CAN BE REACHED:

Albany Marriott
189 Wolf Road
Albany, NY 12205
(518) 458-8444

@ICGaels, @IonaGaelsMBB, #ICMBB

2017-18 Iona College Roster

Numerical

No.	Name	Cl.	Pos.	Ht.	Wt.	Hometown / Last School / High School
0	Rickey McGill	Jr.	G	6-1	175	Spring Valley, NY / Spring Valley
1	Zach Lewis	Gr.	G	6-3	185	Windsor, CT / Northwest Catholic / Canisius / UMass
2	E.J. Crawford	So.	G/F	6-6	210	Hartford, CT / St. Thomas More
3	C.J. Seaforth	Fr.	G	6-1	155	Hamden, CT / Hamden
4	Schadrac Casimir	Jr.	G	5-10	165	Stamford, CT / South Kent School
10	Andrija Ristanovic	Fr.	F	6-10	200	Belgrade, Serbia / Hillcrest Prep (AZ)
11	Roland Griffin	Jr.	F	6-7	215	Aurora, IL / West Aurora / Illinois State / Midland College
13	TK Edogi	Gr.	F	6-8	220	Phoenix, AZ / Valley Vista / Tulsa
15	Deyshonee Much	Sr.	G	6-5	180	Rochester, NY / Univ. of Buffalo
20	Jan Svandrlik	Gr.	G/F	6-7	210	Pilsen, Czech Republic / Indian Hills (IA)
21	Gavin Kensmil	Fr.	F	6-7	230	Paramaribo, Suriname / Canarias Basketball Academy (Spain)
22	Isaiah Still*	Jr.	G/F	6-6	190	Rahway, NJ / Union Catholic / Robert Morris
44	Tyrell Williams	Jr.	F	6-9	230	Miami, FL / Western Nebraska

Alphabetical

No.	Name	Cl.	Pos.	Ht.	Wt.	Hometown / High School
4	Schadrac Casimir	Jr.	G	5-10	165	Stamford, CT / South Kent School
2	E.J. Crawford	So.	G/F	6-6	210	Hartford, CT / St. Thomas More
13	TK Edogi	Gr.	F	6-8	220	Phoenix, AZ / Valley Vista / Tulsa
11	Roland Griffin	Jr.	F	6-7	215	Aurora, IL / West Aurora / Illinois State / Midland College
21	Gavin Kensmil	Fr.	F	6-7	230	Paramaribo, Suriname / Canarias Basketball Academy (Spain)
1	Zach Lewis	Gr.	G	6-3	185	Windsor, CT / Northwest Catholic / Canisius / UMass
0	Rickey McGill	Jr.	G	6-1	175	Spring Valley, NY / Spring Valley
15	Deyshonee Much	Sr.	G	6-5	180	Rochester, NY / Univ. of Buffalo
10	Andrija Ristanovic	Fr.	F	6-10	200	Belgrade, Serbia / Hillcrest Prep (AZ)
3	C.J. Seaforth	Fr.	G	6-1	155	Hamden, CT / Hamden
22	Isaiah Still*	Jr.	G/F	6-6	190	Rahway, NJ / Union Catholic / Robert Morris
20	Jan Svandrlik	Gr.	G/F	6-7	210	Pilsen, Czech Republic / Indian Hills (IA)
44	Tyrell Williams	Jr.	F	6-9	230	Miami, FL / Western Nebraska

Head Coach: Tim Cluess (Hofstra '83), eighth season
Associate Head Coach: Jared Grasso (Quinnipiac '02)
Assistant Coaches: Eric Eaton (UMass-Dartmouth '97), Adam Ginsburg (Buffalo '97)
Director of Operations: Ricky Johns (Utah '07)
Graduate Manager: Eamonn Mahar (Cortland State '17)

** - must sit out 2017-18 season due to NCAA Transfer regulations*

By Class:

Graduate (2) ..... TK Edogi
Zach Lewis
Seniors (2) ..... Deyshonee Much
Jan Svandrlik
Juniors (5) ..... Schadrac Casimir
Roland Griffin
Rickey McGill
Isaiah Still*
Tyrell Williams
Sophomores (2) ..... E.J. Crawford
Nils Taylor
Freshmen (3) ..... Gavin Kensmil
Andrija Ristanovic
C.J. Seaforth

By State:

New York (2) ..... Rickey McGill
Deyshonee Much
Connecticut (4) ..... Schadrac Casimir
EJ Crawford
Zach Lewis
C.J. Seaforth
New Jersey (1) ..... Isaiah Still*
Arizona (1) ..... TK Edogi
California ..... Nils Taylor
Florida (1) ..... Tyrell Williams
Illiinois (1) ..... Roland Griffin
Czech Republic (1) ..... Jan Svandrlik
Serbia (1) ..... Andrija Ristanovic
Suriname (1) ..... Gavin Kensmil

** - must sit out 2017-18 season due to NCAA transfer regulations*

By Tenure:

Returners (6) ..... Schadrac Casimir[S]
E.J. Crawford[S]
Rickey McGill[S]
Deyshonee Much[S]
Jan Svandrlik
Tyrell Williams
Newcomers (8) ..... TK Edogi
Roland Griffin
Gavin Kensmil
Zach Lewis
Andrija Ristanovic
C.J. Seaforth
Isaiah Still*
Nils Taylor

[S] - returning 2016-17 starter

Pronunciation Guide:

HC Tim Cluess - CLOOSE
AHC - Jared Grasso - GRAS-so
Schadrac Casimir - SED-rick KAZ-meer
TK Edogi - eh-DOE-gee
Gavin Kensmil - GAY-vin KENS-mill
Deyshonee Much - DAY-shawn
Andrija Ristanovic - on-DREE-uh riss-TANN-oh-vich
C.J. Seaforth - SEE-forth
Jan Svandrlik - JAN (rhymes with ANN) SVON-durr-lick
Tyrell Williams - tie-RELL

Iona Gaels Multimedia: Social Media Guide

@ICGaels, @IonaGaelsMBB, #ICMBB

2017-18 Iona College Overall Statistics

RECORD:	OVERALL	HOME	AWAY	NEUTRAL
ALL GAMES	17-13	8-3	7-7	2-3
CONFERENCE	11-7	6-3	4-4	1-0
NON-CONFERENCE	6-6	2-0	3-3	1-3

					Total		3-Point		F-Throw		Rebounds											
##	Player	gp-gs	min	avg	fg-fga	fg%	3fg-fga	3fg%	ft-fta	ft%	off	def	tot	avg	pf	dq	a	to	blk	stl	pts	avg
00	McGill, Rickey	30-29	1009	33.6	155-334	.464	49-125	.392	76-106	.717	22	102	124	4.1	64	1	168	83	4	44	435	14.5
02	Crawford, E.J.	29-25	775	26.7	137-284	.482	47-130	.362	60-76	.789	15	83	98	3.4	48	0	35	30	8	19	381	13.1
15	Much, Deyshonee	28-24	850	30.4	112-271	.413	65-160	.406	34-42	.810	23	91	114	4.1	50	0	73	44	7	36	323	11.5
11	Griffin, Roland	29-10	685	23.6	123-235	.523	2-9	.222	61-96	.635	36	117	153	5.3	78	2	43	46	18	14	309	10.7
04	Casimir, Schadrac	29-18	762	26.3	84-188	.447	57-122	.467	61-75	.813	13	44	57	2.0	57	0	56	34	0	22	286	9.9
13	Edogi, TK	30-27	729	24.3	110-197	.558	1-5	.200	41-53	.774	77	137	214	7.1	70	3	12	48	35	13	262	8.7
01	Lewis, Zach	27-16	729	27.0	76-197	.386	38-117	.325	30-42	.714	4	67	71	2.6	57	2	81	37	9	37	220	8.1
20	Svandrlik, Jan	30-0	316	10.5	36-87	.414	29-72	.403	19-23	.826	20	34	54	1.8	41	0	9	4	6	9	120	4.0
03	Seaforth, C.J.	19-0	141	7.4	15-33	.455	11-25	.440	3-5	.600	2	11	13	0.7	21	0	12	13	0	2	44	2.3
21	Kensmil, Gavin	21-1	96	4.6	10-21	.476	0-0	.000	3-12	.250	8	12	20	1.0	27	0	2	9	3	2	23	1.1
44	Williams, Tyrell	13-0	31	2.4	4-9	.444	0-0	.000	2-3	.667	4	9	13	1.0	4	0	0	3	3	0	10	0.8
12	Taylor, Nils	2-0	2	1.0	0-0	.000	0-0	.000	0-0	.000	0	0	0	0.0	1	0	1	0	0	0	0	0.0
	Team										38	49	87					10			2	
	Total.....	30	6125		862-1856	.464	299-765	.391	390-533	.732	262	756	1018	33.9	518	8	492	361	93	198	2415	80.5
	Opponents.....	30	6125		863-1861	.464	232-649	.357	362-539	.672	329	795	1124	37.5	506	13	451	409	83	155	2320	77.3

TEAM STATISTICS	ION	OPP
SCORING	2415	2320
Points per game	80.5	77.3
Scoring margin	+3.2	-
FIELD GOALS-ATT	862-1856	863-1861
Field goal pct	.464	.464
3 POINT FG-ATT	299-765	232-649
3-point FG pct	.391	.357
3-pt FG made per game	10.0	7.7
FREE THROWS-ATT	390-533	362-539
Free throw pct	.732	.672
F-Throws made per game	13.0	12.1
REBOUNDS	1018	1124
Rebounds per game	33.9	37.5
Rebounding margin	-3.5	-
ASSISTS	492	451
Assists per game	16.4	15.0
TURNOVERS	361	409
Turnovers per game	12.0	13.6
Turnover margin	+1.6	-
Assist/turnover ratio	1.4	1.1
STEALS	198	155
Steals per game	6.6	5.2
BLOCKS	93	83
Blocks per game	3.1	2.8
ATTENDANCE	18013	61960
Home games-Avg/Game	11-1638	14-3490
Neutral site-Avg/Game	-	5-2621

Score by Periods	1st	2nd	OT	OT2	Totals
Iona College	1080	1270	57	8	2415
Opponents	1058	1200	59	3	2320

	Date	Opponent		Score	Att.
	11/10/17	at Albany	L	67-69	3529
	11/14/17	at Syracuse	L	62-71	19601
!	11/17/17	vs Weber State	W	80-72	316
!	11/18/17	vs Northern Kentucky	L	72-85	417
!	11/19/17	vs Coastal Carolina	L	84-89	312
	11/28/17	at Ohio	W	93-88	4383
	12/02/17	FAIRLEIGH DICKINSON	W	82-75	1500
	12/09/17	at NJIT	W	74-70	460
	12/12/17	YALE	W	83-67	1553
@	12/17/17	vs St. John's	L	59-69	9515
	12/19/17	at Holy Cross	W	82-68	1054
	12/21/17	at Rhode Island	L	74-80	4381
*	12/29/17	at Niagara	Wot	98-93	966
*	12/31/17	at Canisius	L	78-85	969
*	01/05/18	SAINT PETER'S	W	73-69	1376
*	01/07/18	FAIRFIELD	W	84-65	1749
*	01/11/18	SIENA	W	71-69	1639
*	01/14/18	RIDER	W	91-64	1193
*	01/19/18	at Monmouth	W	76-73	3020
*	01/21/18	CANISIUS	L	82-84	1567
*#	01/27/18	vs Manhattan	W	78-65	2545
*	01/29/18	at Fairfield	Lot	100-103	1179
*	02/02/18	QUINNIPIAC	Wo2	87-82	1857
*	02/04/18	at Marist	W	98-64	1145
*	02/08/18	MONMOUTH	L	50-72	1371
*	02/10/18	at Saint Peter's	W	86-77	745
*	02/12/18	at Siena	Lot	78-82	5773
*	02/16/18	NIAGARA	L	84-85	1797
*	02/23/18	MANHATTAN	W	88-75	2411
*	02/25/18	at Rider	L	101-110	1650
$	03/03/18	vs Manhattan	9:30 pm		
$	03/04/18	vs Rider/Monmouth/Saint Peter's	7:00 pm		
$	03/05/18	vs MAAC Championship	7:00 pm		

* = MAAC game
! = Islands of the Bahamas Showcase - Nassau, Bahamas
@ = MSG Holiday Festival - New York, NY | # = MAAC Tripleheader - Uniondale, NY
$ = MAAC Championship - Albany, NY

715 North Avenue • New Rochelle, NY 10801
914-637-2726 • Fax: 914-633-2072

IONA BASKETBALL

2017-18 GAME NOTES

MBB Contacts: Brian Beyrer (bbeyrer@iona.edu), Pat McWalters (pmcwalters@iona.edu)

March 3-5, 2018

ESPN3 WATCH LIVE - ESPN3/WatchESPN - A.J. Kanell and Chris Williams WATCH ESPN

2017-18 SCHEDULE/RESULTS

Overall: 17-13 H: 8-3 A: 7-7 N: 2-3 MAAC: 11-7

Date	Opponent	Time/Result
11/10/17	at Albany (ESPN3)	L, 67-69
11/14/17	at Syracuse (ESPN3)	L, 62-71
	Island of the Bahamas Showcase	
11/17/17	vs. Weber State (FloHoops)	W, 80-72
11/18/17	vs. Northern Kentucky (FloHoops)	L, 72-85
11/19/17	vs. Coastal Carolina (FloHoops)	L, 84-89
11/28/17	at Ohio (ESPN3)	W, 93-88
12/2/17	**FAIRLEIGH DICKINSON** (ESPN3)	W, 82-75
12/9/17	at NJIT (ESPN3)	W, 74-70
12/12/17	**YALE** (ESPN3)	W, 83-67
12/17/17	vs. St. John's (FoxSports1; at MSG)	L, 59-69
12/19/17	at Holy Cross (Patriot League Network)	W, 82-68
12/21/17	at Rhode Island (Atlantic 10 Network)	L. 74-80
12/29/17	at Niagara* (Niagara Sports Network)	W, 98-93 OT
12/31/17	at Canisius* (ESPN3)	L, 78-85
1/5/18	**SAINT PETER'S*** (ESPNU)	W, 73-69
1/7/18	**FAIRFIELD*** (ESPN3)	W, 84-65
1/11/18	**SIENA*** (ESPN3)	W, 71-69
1/14/18	**RIDER*** (ESPN3)	W, 91-64
1/19/18	at Monmouth* (ESPN3)	W, 76-73
1/21/18	**CANISIUS*** (ESPN3)	L, 82-84
1/27/18	vs. Manhattan* (at Nassau Colesium)	W, 78-65
1/29/18	at Fairfield* (ESPN3)	L, 100-103 OT
2/2/18	**QUINNIPIAC*** (ESPNU)	W, 87-82 2OT
2/4/18	at Marist* (ESPN3)	W, 98-64
2/8/18	**MONMOUTH*** (ESPN3)	L, 50-72
2/10/18	at Saint Peter's* (YouTube)	W, 86-77
2/12/18	at Siena* (SNY/ESPN3)	L, 78-82 OT
2/16/18	**NIAGARA*** (ESPN3)	L, 84-85
2/23/18	**MANHATTAN*** (ESPNU)	W, 88-75
2/25/18	at Rider* (BroncVision)	L, 101-110
	MAAC Championship - Albany, NY - No. 4 Seed	
3/3/18	vs. No. 5 Manhattan (ESPN3)	9:30 p.m.
3/4/18	vs. Semifinal Round (ESPNU/3)	7 p.m.
3/5/18	vs. Championship Game (ESPN/2)	7 p.m.

*Home events in CAPS & **BOLD**;*
MAAC Games noted by an asterisk

MAAC TITLE DEFENSE BEGINS SATURDAY IN ALBANY

The No. 4 seed Iona College men's basketball team (17-13, 11-7 MAAC) takes on No. 5 Manhattan (14-16, 9-9 MAAC) the Times Union Center Saturday at 9:30 p.m. on ESPN3. Iona looks to become just the third program to win three-straight MAAC Championships, joining Siena (2007-09) and La Salle (1987-89).

IONA VS. MANHATTAN
Overall: 51-40 (.560); 11-5 (Cluess)
MAAC Championship: 2-4

MAAC CHAMPIONSHIP MEETINGS

Year	Round	Decision	Site
1991	Quarter	W, 69-54	Albany
1992	Semi	L, 78-79	Albany
1994	Quarter	L, 65-99	Albany
2013	Final	W, 60-57	Sprgfld
2014	Final	L, 68-71	Sprgfld
2015	Final	L, 69-79	Albany

THE GAELS IN MAAC TOURNAMENT PLAY

In 36 years as a member of the Metro Atlantic Athletic Conference, Iona has compiled an all-time record of 50-26 (.658) record in the league's postseason tournament - including a league-record 10 titles. The .658 winning percentage highest in MAAC history (Siena, 38-24, .613).

GAELS IN THE MAAC CHAMPIONSHIP

Army	4-0
Canisius	5-3
Fairfield	2-4
Fordham	3-2
Holy Cross	3-2
Loyola	4-0
MANHATTAN	**2-4**
Marist	4-2
Monmouth	2-0
Niagara	2-5
Rider	4-1
Saint Peter's	6-3
Siena	9-0
Overall	50-26 (.658)

THE GAELS ON THE MAAC ALL-TOURNAMENT TEAM

Since the inaugural MAAC Tournament in 1982, Iona basketball players have been selected to the MAAC All-Tournament team a record 45 times, including a MAAC-high 10 MVP winners. Jordan Washington was the MVP in last season's tournament. **A.J. English** was the MVP in 2016. English, Washington and **Isaiah Williams** were named to the All-Tournament Team in 2015. Twelve players in school history have been named to a MAAC All-Tournament team on multiple occasions. **Tony Hargraves** (4x), **Rory Grimes** (3x) and **David Laury** (3x) are the only ones to earn more than two.

INSIDE THE MAAC TOURNAMENT FORMAT

Eleven teams vie for the MAAC Championship for the fifth straight year, with the current bracket introduced in 2014. The tournament continues its single-bye format for the 10th season following four years of a double-bye. The Gaels appear in the quarterfinal round in the single-bye format for the ninth time since 2006-07. For the third striaight season, the top two seeds earn a day off before the Sunday's semifinal round with a quarterfinal win.

GAELS VS. JASPERS

NAME	GP	MIN	PTS	REB	AST
Casimir	7	32.7	18.4	2.7	2.0
Griffin	2	23.5	13.0	3.5	2.0
Lewis	5	28.4	12.8	2.4	2.4
Much	6	32.3	11.3	3.8	2.7
Crawford	4	24.0	9.5	2.3	1.5
McGill	6	25.5	8.0	2.7	4.0
Edogi	2	28.0	7.5	5.5	0.5
Svandrlik	4	8.3	1.8	2.3	0.3
Kensmil	1	3.0	0.0	0.0	0.0
Williams	2	3.0	0.0	0.5	0.0

GAELS IN MAAC REGULAR SEASON PLAY

Since the inception of the MAAC in the 1981-82 season, Iona has compiled a **376-232 (.618)** record in regular season conference play. The Gaels' **376** wins and **.618** winning percentage are the highest of any current MAAC member. The Gaels became the first MAAC team to reach 375 wins with its win at Saint Peter's on Feb. 10, a five seasons after reaching 300. Iona is currently **82** ahead of Manhattan, the No. 2 team on the list.

2017-18 Iona Gaels at a Glance

No.	Name	Cl.	Pos.	Ht.	Wt.	PPG	RPG	Of Note
Probable Starters (based on last game's starters)								
0	Rickey McGill	Jr.	G	6-1	175	14.5	4.1	Scored a career-high 40p in last game vs. Rider including 31 in second half.
2	E.J. Crawford	So.	F	6-6	210	13.1	3.4	Averaging 16.9 ppg in last seven games... 21 double-digit efforts on the season
4	Schadrac Casimir	Jr.	G	5-10	165	9.9	2.0	Had season-best 30p vs. Manhattan on in final regular season home game.
11	Roland Griffin	Jr.	F	6-7	215	10.7	5.3	Averaging 13.6 points and 6.0 rebounds in last 14 games... Five 20+ point efforts leads Gaels
13	TK Edogi	Gr.	F	6-8	220	8.7	7.1	MAAC No. 2 rebounder in conference play (7.2/g)... No. 3 with 55.7 FG%
Off the Bench								
1	Zach Lewis	Gr.	G	6-3	185	8.1	2.6	Missed final two regular season games due to illness
3	C.J. Seaforth	Fr.	G	6-1	155	2.3	0.7	Jet-quick guard off the bench for the Gaels in rookie campaign
15	Deyshonee Much	Sr.	G	6-5	180	11.5	4.1	Four points shy of 1,000 for his career between Buffalo and Iona
20	Jan Svandrlik	Gr.	G/F	6-7	210	4.0	1.8	Averages 14.0 ppg, 4.8 rpg, 3.7 3FG/g when playing more than 15 min in a game
21	Gavin Kensmil	Fr.	F	6-7	230	1.1	1.0	Strong inside presence, will come off the bench in frontcourt
44	Tyrell Williams	Jr.	F	6-9	230	0.8	1.0	Will compete for time in Iona's frontcourt... Strong rebounder and post defender

2017-18 MAAC STANDINGS

	MAAC			OVERALL		
SCHOOL	W	L	PCT	W	L	PCT
1.) Rider	15	3	.833	22	8	.733
2.) Canisius	15	3	.833	21	10	.677
3.) Niagara	12	6	.667	19	12	.613
4.) IONA	**11**	**7**	**.611**	**17**	**13**	**.567**
5.) MANHATTAN	**9**	**9**	**.500**	**14**	**16**	**.467**
6.) Fairfield	9	9	.500	14	15	.483
7.) Quinnipiac	7	11	.389	10	20	.333
8.) Monmouth	7	11	.389	11	19	.367
9.) Saint Peter's	6	12	.333	12	17	.414
10.) Siena	4	14	.222	8	23	.258
11.) Marist	4	14	.222	6	24	.200

2018 CHAMPIONSHIP SCHEDULE

Thursday, March 1 - Opening Round (ESPN3)
Gm 1: #8 Monmouth vs #9 Saint Peter's ....5 p.m.
Gm 2: #7 Quinnipiac vs #10 Siena.....7 p.m.
Gm 3: #6 Fairfield vs #11 Marist.....9 p.m.

Friday, March 2 - Quarterfinal Round (ESPN3)
Gm 4: #1 Rider vs. Monmouth/Saint Peter's .....7 p.m.
Gm 5: #2 Canisius vs. Quinnipiac/Siena ...9:30 p.m.

Saturday, March 3 - Quarterfinal Round (ESPN3)
Gm 6: #3 Niagara vs. Fairfield/Marist.....7 p.m.
GM 7: #4 IONA VS. #5 MANHATTAN.....9:30 P.M.

Sunday, March 4 - Semifinal Round (ESPNU)
GM 8: GM 4 WINNER VS. GM 7 WINNER .....7 P.M.
Gm 9: Gm 5 Winner vs. Gm 6 Winner ...9:30 p.m.

Monday, March 5 - Final Round (ESPN/2)
Gm 10: Championship Game..... 7 p.m.

GAELS IN MAAC CHAMPIONSHIP

NAME	GP	MIN	PTS	REB	AST
Casimir	6	33.2	11.3	2.2	1.8
Lewis	3	32.0	11.0	2.7	1.7
Much	6	30.8	10.8	3.5	1.7
McGill	6	25.8	10.7	4.0	3.2
Crawford	3	21.3	6.3	2.0	1.0
Svandrlik	3	1.7	0.7	1.3	0.0
Williams	1	7.0	0.0	1.0	0.0

BUSTING THE (MAAC) BRACKET

• The No. 4 seed has reached the MAAC Championship game 10 times in the 36 championship events, the third most of any seed in the tournament (#2, 22 times; #1, 22). Two of the 10 times, the No. 4 seed was crowned MAAC Champion. And both times came in the last seven seasons with Saint Peter's winning in 2011 and Iona winning in 2013.

• Iona is the No. 4 seed for the fourth time in history. It has won one of its 10 of MAAC Championships (2013) as the No. 4 seed and has reached the final in the other two seasons (1987, 1991).

• The Gaels are 7-1 all time vs. the No. 5 seed (3-0 in 4v5 game) and 2-4 all-time vs. Manahttan.

MCGILL NAMED ALL-MAAC

• Junior **Rickey McGill** was the lone Iona selection to the 2017-18 All-MAAC team. He was named to the Second Team following a similiar honor on the preseason squad.

• Junior **Roland Griffin** is Iona's candidate for both MAAC Sixth Player of the Year and Defensive Player of the Year. The major award winners are announced Friday morning.

ALL-MAAC FIRST TEAM SELECTION STREAK SNAPPED

• For the first time in the **Tim Cluess**-era, Iona enters the MAAC Championship without an All-MAAC First Team selection, snapping a stretch of seven straight seasons.

• **Mike Glover** (2011,2012), **Scott Machado** (2011,2012), **Lamont Jones** (2013), **Sean Armand** (2014), **David Laury** (2015) and **A.J. English** (2014, 2014, 2016) and **Jordan Washington** (2017) each earned the honor under Cluess.

• Last season, Iona tied the MAAC record for consecutive seasons with a player on the All-MAAC First Team.

• Siena had seven straight from 2006-2012, Manhattan (2000-2005) and La Salle (1987-1992) recorded six straight and the Gaels (1997-2001) had five.

MILLENNIUM MEN

• Junior **Schadrac Casimir** became the 39th player in Iona men's basketball history to record 1,000 career points at Siena on Feb. 12.

• He is the ninth player under Tim Cluess to reach the mark.

• **Senior Deyshonee Much is just four points shy of reaching 1,000 points in his career**. He has scored 969 points in an Iona uniform and 27 points at Buffalo as a freshman.

1000 POINT SCORERS UNDER TIM CLUESS

Rk*	Name	Points	Year Reached
3.	A.J. English	2,004	2015 (3rd)
8.	Sean Armand	1,694	2013 (3rd)
12.	Scott Machado	1,613	2012 (3rd)
15.	David Laury	1,465	2015 (3rd)
25.	Lamont Jones	1,287	2013 (2nd)
27.	Mike Glover	1,286	2012 (2nd)
33.	Jordan Washington	1,070	2017 (2nd)
34.	**Schadrac Casimir**	**1,047**	**2018 (3rd)**
36.	Isaiah Williams	1,044	2016 (3rd)
42.	**Deyshonee Much**	**969**	

*- current Iona rank

GAELS ON THE MAAC ALL-TOURNAMENT TEAM

1982	**Rory Grimes (MVP), Tony Hargraves, Gary Springer**
1983	Steve Burtt, Rory Grimes, Tony Hargraves
1984	**Steve Burtt (MVP), Tony Hargraves, Gary Springer**
1985	**Tony Hargraves (MVP), Rory Grimes**
1986	Bob Coleman
1987	Alvin Lott, Richie Simmonds
1989	Glenn Grant
1991	Sean Green, Antoine Lewis
1992	Derrick Canada
1996	Mikkel Larsen
1998	**John McDonald (MVP), Tariq Kirksay, Kashif Hameed**
2000	**Dyree Wilson (MVP), Nakiea Miller, Tariq Kirksay**
2001	**Nakiea Miller (MVP), Phil Grant, Earl Johnson**
2005	Steve Burtt
2006	**Steve Burtt (MVP), Ricky Soliver, Kiril Wachsmann**
2011	Mike Glover, Scott Machado
2012	Scott Machado
2013	**Lamont Jones (MVP), Tre Bowman, David Laury**
2014	Sean Armand, David Laury
2015	A.J. English, David Laury, Isaiah Williams
2016	**A.J. English (MVP), Jordan Washington, Isaiah Williams**
2017	**Jordan Washington (MVP)**

KING OF THE HILL, TOP OF THE LIST

• No team among the 14 NYC Metropolitan Area Division I basketball programs within 30 miles of the center of NY College basketball, Madison Square Garden has won more games than Iona College in the last 21 +seasons (433; Hofstra #2, 398).

• Iona's 22 wins were the most and .629 winning percentage was the second highest (Seton Hall, .636) in 2016-17 in the Metro Area.

• Since head coach **Tim Cluess** took the reins in 2010-11, Iona's 179 wins and .663 win percentage are also the best in both categories. (Seton Hall, 148 wins; Wagner, .593 win pct.)

• Since 1995-96, the Maroon & Gold hold the lead in wins (432), 35 more than Hofstra, 46 more than No. 3 Seton Hall and the top win percentage (.594).

• Iona's seven postseason appearances (four NCAA, two NIT, one CIT) since 2010-11 are the most during the time frame, three more than St. John's (two NCAA, two NIT).

TOP NEW YORK METRO TEAMS (2010-17)*

	2010-2017		1995-2017	
Team	W-L	Pct	W-L	Pct.
IONA	**179-91**	**.663**	**433-297**	**.593**
Wagner	146-100	.593	349-332	.512
Seton Hall	148-111	.571	387-328	.541
LIU Brooklyn	144-110	.567	328-357	.479
Columbia	118-115	.506	276-364	.431
N.J.I.T.	124-122	.504	276-368	.429

** - all teams with .500 or better record since 2010*

BALANCED SCORING

• Eight different players have recorded a single-game total of at least 19 points this season, tied with Grambling and New Mexico for most in the NCAA.
• There are 17 teams in NCAA Division I with six players reaching the mark, all tied for second place.
• The Gaels' seven players with 20 or points is second in the NCAA, one less than Grambling and New Mexico, and tied with Gonzaga, Lehigh, Norfolk State, North Carolina State, and Winthrop.
• In the MAAC, Marist, Monmouth, and Siena each have five players to reach 19 points. Canisius and Marist are also No. 2 with five players reaching 20+ points.

20/20 VISION

• Iona recorded its eighth straight and 21st all-time 20+ win seasons in the 75-year history of the program.
• It extended a program record for consecutive 20+ win seasons, surpassing the previous high of four straight from 1981-85.
• Tim Cluess is the only (of 12 all-time) head coach in program history to earn 20 wins in each of his first seven seasons in New Rochelle. He is also the Iona coach to boast six 20-win seasons as the leader of the Maroon & Gold (Pat Kennedy, 4).

20+ WIN SEASONS

1949-50 (21), 1978-79 (23), 1979-80 (29), 1981-82 (24), 1982-83 (22), 1983-84 (23), 1984-85 (26), 1995-96 (21), 1996-97 (22), 1997-98 (27), 1999-00 (20), 2000-01 (22), 2005-06 (23), 2009-10 (21), 2010-11 (25), 2011-12 (25), 2012-13 (20), 2013-14 (22), 2014-15 (26), 2015-16 (22), 2016-17 (22).

PLAYING WITH FIRE

• Iona has played nine games this season where it faced a double-digit deficit in the contest and erased the lead before the final buzzer.
• After dropping its first two in the scenario (at Albany, vs. Coastal Carolina), Iona has won five of its last seven, with both defeats coming at the hands of Canisius.
• The Gaels are 5-4 when trailing by 10 or more in a contest and erasing the deficit.

COMING ALL THE WAY BACK

Opponent	Largest Deficit	Dec	Margin
at Albany	-13	L	-2
vs. C. Carolina	-10	L	-5
at Ohio	-12	W	+5
FAIR. DICKINSON	-13	W	+7
at Canisius	-16	L	-7
SAINT PETER'S	-11	W	+4
SIENA	-12	W	+2
RIDER	-10	W	+27
CANISIUS	-11	L	-2

CLOSE SHAVES

• Iona has played **13** games decided by five or less points this season, posting **seven** wins.
• The school record is 16 games, reached in 2012-13 and 2004-05.
• In 2014-15, the Gaels recorded an 11-4 mark in close games, earning the most wins in program history.
• Iona has recorded seven seasons with 13 or more games decided by five or less points, four of them under head coach Tim Cluess, with a **29-28** mark.

EFFICIENT, EFFECTIVE, AND FAST PACED

• In 2016-17, Iona ranked No. 60 in the nation on Ken Pomeroy's Adjusted Offensive Efficiency (110.8).
• Offensive Efficiency is measured by calculating the amount of points a team would score in 100 possessions. Ken Pomeroy's formula adjusts for the quality of opposing defenses, the site of each game, and when each game was played.
• Iona ranked No. 56 (53.4%) in Effective FG%.
• EFG% adjusts for the fact that a three-point field goal is worth one more point than a two-point field goal.
• The Gaels also were the 60th "fastest pace" team in the country, averaging 70.6 possessions per game.

TEMPO, EFFICIENCY, EFG% UNDER CLUESS

Year	Tempo	Rnk	OEff	Rnk	EFG%	Rnk
2017-18	70.9	54	110.9	83	54.5	51
2016-17	70.6	60	110.8	67	53.4	56
2015-16	72.6	31	109.4	85	53.8	33
2014-15	69.9	12	110.4	38	54.7	17
2013-14	69.9	34	118.1	7	57.4	3
2012-13	71.1	8	112.2	19	52.1	47
2011-12	70.7	20	112.9	17	56.5	4
2010-11	69.3	49	111.9	27	54.4	9

THIRD TO 100

• Iona head coach Tim Cluess became the third head coach in MAAC history to record 100 regular season wins with the Gaels' win at Marist Feb. 17.
• Cluess joined Joe Mihalich (Niagara) seasons and Jimmy Patsos (Loyola/Siena) in the century club.
• Cluess was also the fastest of the trio to reach the mark (131 games) with Mihalich becoming the first in 159 games and Patsos the second in 188 games.

MAAC REGULAR SEASON WINS LEADERBOARD

Coach	Team	Wins	Years
Joe Mihalich	Niagara	164	15
Jimmy Patsos	Loyola/Siena	132	13+
Tim Cluess	Iona	112	7+
Jeff Ruland	Iona	89	9
Bobby Gonzalez	Manhattan	85	7

CLUESS RANKS SECOND ALL-TIME IN WINS

• With Iona's win in the MAAC Championship over Monmouth, head coach **Tim Cluess** became No. 2 on Iona's all-time coaching wins list, surpassing Goal Club Hall of Famer **Jeff Ruland's** mark of 139 over nine seasons.
• Cluess has led Iona to **112 MAAC regular season wins** through 7+ seasons, **the third most in conference history**. Only current Siena head coach Jimmy Patsos (132 in 13+ seasons) and former Niagara skipper Joe Mihalich (164 in 15 seasons).

IONA'S ALL-TIME COACHING LIST (BY WINS)

Coach	Years	W	L	PCT
Jim McDermott	1948-73 (25)	319	253	.558
TIM CLUESS	**2010-PRES (7+)**	**179**	**91**	**.663**
Jeff Ruland	1998-07 (9)	139	135	.507
Pat Kennedy	1980-86 (6)	124	60	.674
Jim Valvano	1975-80 (5)	95	46	.674
Gary Brokaw	1986-91 (5)	72	74	.493
Tim Welsh	1995-98 (3)	70	22	.761
Br. Arthur Loftus	1941-42, 46 (3)	50	18	.735
Jerry Welsh	1991-95 (4)	47	63	.427
Kevin Willard	2007-10 (3)	45	49	.479
Gene Roberti	1973-75 (2)	15	32	.319
Pete Caruso	1947 (1)	15	8	.652

FUN WITH NUMBERS

Tim Cluess' record by month...

	1011	1112	1213	1314	1415	1516	1617	1718	Total
Nov.	3-3	4-1	3-2	2-2	4-2	1-2	3-2	2-4	22-18
Dec.	5-2	6-2	4-4	3-4	4-3	4-4	6-3	5-3	38-25
Jan.	5-4	7-2	7-2	7-2	8-1	6-3	6-3	6-2	51-19
Feb.	7-1	7-1	1-5	7-1	8-0	8-1	4-4	4-4	46-17
Mar.	5-2	1-2	5-1	3-2	2-3	3-1	3-1		22-12
Total	**25-12**	**25-8**	**20-14**	**22-10**	**26-9**	**22-11**	**22-13**	**17-13**	**179-91**

All-Time Win-Loss Records
2,021 games played
All-Time (1940-present) - 1,170-851 (.579)
Home (1948-present) - 547-182 (.750)
Away (1948-present) - 353-437 (.447)
Neutral (1948-present) - 194-193 (.501)
Overtime games (1947-present) - 47-44 (.516)
Home, Away Neutral not available 1940-47

MAAC Records (1982-present)
608 games played
MAAC All-Time - 376-232 (.618)
MAAC Home - 212-86 (.711)
MAAC Away - 155-144 (.518)
MAAC Neutral - 9-2 (.818)
MAAC Tournament - 50-26 (.658)

Hynes Athletics Center Records (1974-present)
542 games played
Overall - 402-140 (.742)
Non-Conference Games - 190-53 (.782)
MAAC Games - 212-86 (.711)

INDIVIDUAL CAREER TOTALS

Player	G	Pts	Reb	Ast	Blk	Stl
Lewis	125	1,227	293	259	31	166
Casimir	102	1,056	214	185	4	84
Much	107	996	330	185	19	113
McGill	95	889	302	370	21	128
Crawford	64	710	205	74	15	32
Edogi	107	454	389	20	57	23
Griffin	45	404	196	60	23	22
Svandrlik	61	194	115	15	11	16
Seaforth	19	44	13	12	0	2
Williams	39	38	57	2	13	2
Kensmil	21	23	20	2	3	2

TALE OF THE TAPE

Iona		Manhattan
17-13 / 11-7	Record / MAAC	14-16 / 9-9
5-5 (L1)	Last 10 Games (Streak)	4-6 (W1)
124 / 141	RPI* / KenPom	156 / 212
80.5	Scoring Offense	69.6
77.3	Scoring Defense	70.1
+3.2	Scoring Margin	-0.5
.465	FG%	.446
.391	3-pt FG%	.404
.732	FT%	.695
.464	Opponent FG%	.439
.357	Opponent 3-pt FG%	.346
.672	Opponent FT%	.708
33.9-37.5	Rebounding Difference	33.0-33.7
-3.5	Rebound Margin	-0.7
16.4	Assists/game	14.1
12.0	Turnovers/game	15.6
6.6	Steals/game	6.1
3.1	Blocks/games	3.9

**-from Live-RPI.com (2/26/18)*

FOLLOW @ICGAELS

MAAC LEADERBOARD *(as of 2/26/18)*

TEAM RANKINGS

Scoring Offense	3rd	80.5
Scoring Defense	6th	77.3
Scoring Margin	3rd	+3.2
Free Throw Pct	2nd	.732
Field Goal Percentages	3rd	.465
Field Goal Pct Defense	10th	.464
3-Point Fg Pct	3rd	.391
3-Point Fg Pct Defense	6th	.357
Rebounding Offense	7th	33.9
Rebounding Defense	9th	37.5
Rebounding Margin	11th	-3.5
Blocked Shots	5th	3.1
Assists	2nd	16.4
Steals	4th	6.6
Turnover Margin	3rd	+1.60
ASSIST/TURNOVER RATIO	**1ST**	**1.4**
Offensive Rebounds	10th	8.7
Defensive Rebounds	6th	25.2
Defensive Reb Pct.	9th	.697
Offensive Reb Pct.	9th	.248
3-POINT FG MADE	**1ST**	**10.0**

INDIVIDUAL RANKINGS

Schadrac Casimir		
Free Throw Pct	5th	.813
3-Point Fg Pct	1st	.467
3-Point Fg Made	14th	2.0
EJ Crawford		
Scoring	12th	13.1
Field Goal Pct	11th	.482
Free Throw Pct	8th	.789
TK Edogi		
Rebounding	3rd	7.1
Field Goal Pct	3rd	.558
Blocked Shots	4th	1.2
Offensive Rebounds	2nd	2.6
Defensive Rebounds	7th	4.6
Roland Griffin		
Scoring	28th	10.7
Rebounding	18th	5.3
Field Goal Pct	6th	.523
Defensive Rebounds	14th	4.0
Zach Lewis		
Assists	11th	3.0
Steals	10th	1.4
Assist/Turnover Ratio	2nd	2.2
Minutes Played	28th	27.0
Rickey McGill		
Scoring	10th	14.5
Assists	2nd	5.6
Steals	5th	1.5
3-Point Fg Pct	14th	.392
Assist/Turnover Ratio	4th	2.0
Minutes Played	6th	33.6
Deyshonee Much		
Scoring	21st	11.5
Steals	12th	1.3
3-Point Fg Pct	11th	.406
3-Point Fg Made	8th	2.3
Minutes Played	20th	30.4

LET IT RAIN

- Since 2000-01, Iona has produced **128** games with 10 or more three-point field goals. Five came in the seven seasons under head coach **Jeff Ruland** and seven came with **Kevin Willard** at the helm (three years).
- Under **Tim Cluess**, Iona has posted **116** games (22 in 2013-14, 18 in 2014-15, 15 in 2015-16, 20 in 2016-17) with double-digit trifectas including **14** this season.
- The Gaels shattered a school record with 24 3FG on Nov. 26 vs. Delaware State, beating the previous mark of 18, reached twice (at Albany, Nov. 23, 2010; vs. Liberty, Dec. 18, 2012).
- **The Maroon & Gold set its No. 2 total of 20 3FG made in an 82-68 win at Holy Cross on Dec. 19, 2017. The first 10 field goals made in the contest were from distance as the team set a first half program record with 12 in the win.**
- Iona's top 25 three-point field goal efforts have come with Cluess as head coach.
- Against Liberty, Iona's 41 three-point attempts set a new standard. No. 2 was 40 vs. Fairfield this season and No. 3 came in a 24-for-39 effort vs. Delaware State.
- Through **30 games** this season, Iona has made a three-pointer in **326** straight and **772** out of its last **774** games. The school record is 385 straight from Jan. 5, 1994 - Dec. 16, 2006.
- The Gaels have failed to hit a three-pointer in just 18 of their **1,003** games played since the line was adopted for the 1986-87 season.

SERIES SUCCESS

- Iona has lost only two MAAC regular season series in eight years under head coach Tim Cluess.
- The Gaels have won 35 series and tied 31 since the 2010-11 season.
- Prior to Monmouth snapping the streak last year in 2016-17, the last time Iona went 0-2 against a MAAC opponent in the regular season was vs. eventual MAAC champion Siena in 2009-10.

Year	Series W-L-T	0-1 Rec (1st game Losses)	
2010-11	4-0-5	2-0	SIE, FFD
2011-12	6-0-3	1-0	MAN^
2012-13	2-0-7	2-0	SPU, RID
2013-14	7-0-3	2-0	QUI, CAN^
2014-15	7-0-3	1-0	MON
2015-16	6-0-4	1-0	MON^, SIE^
2016-17	3-1-6	3-1	FFD, MON, NIA^, QUI
2017-18*	5-1-4	0-1	CAN

**-two one-game series wins*

HIGH SCORING AFFAIRS

- Iona has reached 100 points **16** times in seven-plus seasons under head coach Tim Cluess, including a single-season program record four times in 2011-12.
- Iona is **12-4** under Cluess and **52-6** all-time when s scoring 100 or more.
- The Gaels scored 90 or more points **58** times in **270** games under Cluess and are **47-11**.
- Iona is **109-28** when reaching at least 80 points under Cluess.

WIDE MARGINS

- The Gaels are **103-28** in games decided by 10 or more points since head coach **Tim Cluess** took the reins in 2010-11.
- Iona's loss to Monmouth was just the fifth double-digit defeat in six-plus seasons. The program is **66-5** in MAAC regular season games decided by 10 or more points under Cluess.
- The Rider defeat was just the 13th loss by 15 points or more for Cluess as an NCAA head coach.
- Iona's 126-76 win over Delaware State was the second 50+ point victory in program history and first since the 1967-68 (46 years) campaign.
- In his 10+ seasons as an NCAA coach, Cluess has mentored his team to a **165-31** mark in 10+ point contests.

RICHIE GUERIN'S #14 HANGS IN THE RAFTERS

- Iona honored the legacy of **Richie Guerin '54** by retiring his number 14 on Jan. 31, 2014 the first ever in school history.
- Guerin is an Iona College Goal Club (1983), Marine Corps Sports (2004), and Naismith Memorial Basketball Hall of Fame (2013) inductee who starred for the Maroon & Gold from 1951-1954.
- He rewrote the basketball record books at Iona, scoring 1,375 points and graduated as the leading scorer in school history.
- A two-time All-Metropolitan selection with the Gaels, he scored a then school-record 40 points against John Carroll in 1954 and was the first Gael to score 40 or more points in a game.
- Following his playing days at Iona, Guerin played with the National Basketball Association's New York Knicks from 1956-1963 and was a player-coach of the St. Louis/Atlanta Hawks franchise for nine years.
- In 13 years as a professional player, Guerin accumulated 14,676 points (17.3 per game), 4,278 rebounds (5.1 per game), and 4,211 assists (5.0 per game) over 848 games.

GAEL GREATS

*In addition to Naismith Hall of Famer **Richie Guerin '54**, here are additional significant names in Iona basketball history:*

- **Jim Valvano** - legendary head coach at Iona from 1975-80 who "Dared To Dream" to win a national championship with the Gaels and finally did in 1983, albeit with North Carolina State. Succumbed to cancer in 1993 eight weeks after an impassioned speech at the ESPY Awards that year which in which he announced creation of The V Foundation for Cancer Research and its motto, "Don't Give Up... Don't Ever Give Up."
- **Jeff Ruland '91** - All-American during his time at Iona and, two-time NBA All-Star with the Washington Bullets, Philadelphia 76ers and Detroit Pistons. Following his career, returned to Iona and served as head coach from 1998-2007 where he won three MAAC Championships.
- **Pat Kennedy** - head coach from 1980-86. Went on to coach at Florida State, DePaul, Montana, and Towson following a highly successful tenure in New Rochelle. He was most recently head coach at Div. II Pace University in Pleasantville, NY, located 19 miles North of Iona.
- **Warren Isaac '65** - Iona's only 50-point scorer, Isaac played six seasons in Europe following his tenure at Iona. A New York City school legend,

Isaac started for Power Memorial paving the way for NBA Hall of Famer Kareem Abdul-Jabbar a 1965 graduate of the high school.

• **Tim Welsh** - head coach from 1995-98 who went on to coach in the Big East with Providence for 10 seasons. Currently an ESPN college basketball analyst. Holds the highest career winning percentage ever at Iona.

• **Kevin Willard** - Iona coach from 2007-10, now head coach at Big East's Seton Hall. Helped turn around a program which won two games in the season prior to his arrival to 20 wins in his final season in Maroon & Gold.

• **Steve Burtt '84 & Steve Burtt '06** - All-time NCAA father/son scoring leaders, both netting over 2,000 career points. Burtt, the father, had a four-season NBA career and most notably appeared off the bench for the Phoenix Suns in the 1992 NBA Playoffs. He was inducted into the prestigious NYC Basketball Hall of Fame this past fall. Burtt, the son, continues to play professionally in Europe.

• **Sean Green '91** - Played 84 NBA games over three seasons for the Indiana Pacers, Philadelphia 76ers and Utah Jazz from 1991-94. Currently a high school basketball coach in Southern California.

• **Scott Machado '12** - The last Gael to appear in an NBA game. Machado played in regular season NBA contests in 2012-13 with the Houston Rockets and postseason with the Golden State Warriors. The MAAC & Iona's all-time assist leader. He currently plays professionally in the NBA G-League.

• **Bob Santini '53** - Iona's first NBA player, appeared in four games with the New York Knicks in 1955-56.

NOTABLE ALUMNI (ATHLETICS/POP CULTURE)

• **Ignacio Maganto** - was selected by the LA Galaxy with the 21st pick in the first round of the 2015 MLS SuperDraft, the first Major League Soccer draft pick in Iona history. Maganto scored his first MLS goal with the Galaxy in the spring of 2015.

• **Jason Motte** - current St. Louis Cardinals relief pitcher recorded the final out of the 2011 World Series with the world champion St. Louis Cardinals. Has also appeared in Major League games with the Chicago Cubs, Colorado Rockies and Atlanta Braves.

• **Dennis Leonard** - Kansas City Royals Hall of Famer and 12-year MLB veteran who won 20 games on three occasions from 1977-80. He was inducted in May 2015 into the New York Baseball Hall of Fame.

• **Mariano Rivera III '15** - Earned his degree in May 2015 and was selected in the fourth round by the Washington Nationals. He completed his third professional season as the closer for the Potomac Nationals in the Advanced-A Carolina League. In 2016, he was selected to compete in the South Atlantic League All-Star Game.

• **Don McLean** - Singer-songwriter noted most famous for his 1971 single "American Pie".

• **Kyle Flood '93** - Former head football coach at Rutgers University.

• **Brendan Malone '62** - Current Detroit Pistons assistant coach.

MAROON & GOLD ON FACEBOOK AND TWITTER

Follow Iona Athletics on Facebook and Twitter by following @**ICGaels** and receive immediate updates on the Gaels. The men's basketball program can be found at **@IonaGaelsMBB**. Members of the Iona coaching staff are also on Twitter:

- Assoc. head coach **Jared Grasso** (@JGras11)
- Asst. coach **Eric Eaton** (@Coach_EE_)
- Asst. coach **Adam Ginsburg** (@ Coach_Ginsburg)
- Grad. mgr **Eamonn Mahar** (@EamonnMahar22)

ALL-TIME MAAC STANDINGS

(CURRENT TEAMS BY WIN PCT SINCE 2010-11)

	2010-pres			ALL-TIME			FIRST
School	W	L	PCT	W	L	PCT	SEAS
IONA	**112**	**40**	**.737**	**376**	**232**	**.618**	**1981**
Monmouth	60	38	.612	60	38	.612	2013
Rider	92	60	.605	220	166	.570	1998
Canisius	79	73	.520	221	283	.438	1989
Fairfield	77	75	.507	286	322	.470	1981
Manhattan	75	77	.493	294	314	.484	1981
Quinnipiac	43	54	.443	43	54	.443	2013
Saint Peter's	67	85	.441	278	330	.457	1981
Siena	67	85	.441	281	223	.558	1989
Niagara	59	93	.388	255	249	.506	1989
Marist	43	109	.283	154	232	.399	1998

NEW YORK METROPOLITAN STANDINGS

	2010-pres			1995-pres		
School	W	L	PCT	W	L	PCT
IONA	**179**	**91**	**.663**	**433**	**297**	**.593**
Wagner	146	100	.593	349	332	.512
Seton Hall	148	111	.571	387	328	.541
LIU Brooklyn	144	110	.567	328	357	.479
Columbia	118	115	.506	276	364	.431
N.J.I.T.	124	122	.504	276	368	.429
St. John's	128	130	.496	369	348	.515
Hofstra	126	134	.485	398	323	.552
MANHATTAN	**122**	**134**	**.477**	**346**	**349**	**.498**
St. Francis (NY)	115	135	.460	314	364	.463
SAINT PETER'S	**111**	**142**	**.439**	**271**	**414**	**.396**
Rutgers	101	155	.395	306	401	.433
Fordham	83	157	.346	217	449	.326
Fair. Dickinson	74	167	.307	280	402	.411

MAAC GAMES ONLY LEADERBOARD

(as of 2/26/18)

TEAM RANKINGS		
Scoring Offense	2nd	83.5
Scoring Defense	8th	78.7
Scoring Margin	3rd	+4.8
Free Throw Pct	7th	.718
Field Goal Percentages	2nd	.473
Field Goal Pct Defense	9th	.470
3-Point Fg Pct	2nd	.393
3-Point Fg Pct Defense	6th	.358
Rebounding Offense	7th	34.3
Rebounding Defense	10th	37.9
Rebounding Margin	11th	-3.6
Blocked Shots	5th	3.3
Assists	2nd	16.6
Steals	6th	6.8
Turnover Margin	4th	+2.17
Assist/Turnover Ratio	2nd	1.4
Offensive Rebounds	9th	8.6
Defensive Rebounds	5th	25.7
Defensive Reb Pct.	9th	.705
Offensive Reb Pct.	10th	.241
3-Point Fg Made	4th	9.5
INDIVIDUAL RANKINGS		
Schadrac Casimir		
Scoring	26th	11.6
Free Throw Pct	12th	.800
3-Point Fg Pct	2nd	.494
3-Point Fg Made	10th	2.3
Minutes Played	24th	29.9
EJ Crawford		
Scoring	12th	13.9
Field Goal Pct	15th	.476
Minutes Played	29th	28.3
TK Edogi		
Rebounding	2nd	7.2
Field Goal Pct	3rd	.557
Blocked Shots	3rd	1.2
Offensive Rebounds	3rd	2.6
Defensive Rebounds	8th	4.6
Roland Griffin		
Scoring	18th	12.5
Rebounding	16th	5.7
Field Goal Pct	8th	.518
Blocked Shots	14th	0.6
Defensive Rebounds	14th	4.3
Zach Lewis		
Assists	14th	3.1
Steals	8th	1.6
Assist/Turnover Ratio	9th	1.9
Rickey McGill		
Scoring	10th	15.3
Field Goal Pct	13th	.493
Assists	2nd	5.8
Steals	9th	1.4
Assist/Turnover Ratio	3rd	2.4
Minutes Played	9th	33.4
Deyshonee Much		
Scoring	25th	11.8
Steals	11th	1.4
3-Point Fg Pct	7th	.447
3-Point Fg Made	9th	2.4
Minutes Played	25th	29.5

DOUBLE DIGIT DYNAMICS

Games with:	17-18	16-17	Tot	Rec
at least 10 points				
McGill	22	16	40	27-13
Crawford	21	19	39	25-14
Much	19	13	50	31-19
Edogi	14	2	17	11-6
Casimir	14	9	49	41-8
Griffin	14	-	18	9-9
Lewis	11	11	55	32-23
Svandrlik	3	1	4	4-0
at least 20 points				
McGill	5	4	9	3-6
Griffin	5	-	5	3-2
Casimir	4	4	15	14-1
Crawford	4	1	5	3-2
Edogi	2	0	2	2-0
Much	3	1	8	7-1
Svandrlik	1	0	1	1-0
Lewis	0	3	10	7-3
at least 30 points				
Casimir	1	0	3	3-0
Much	1	0	2	2-0
McGill	1	0	1	0-1
Lewis	0	1	2	1-1
at least 40 points				
McGill	1	0	1	0-1
Casimir	0	0	1	1-0
at least 10 rebounds				
Edogi	7	2	9	5-4
Griffin	1	-	1	1-0
McGill	1	0	1	1-0
Much	1	1	1	1-1
at least 10 assists				
McGill	1	3	4	3-1
Lewis	1	0	1	1-0
Double-Doubles				
Edogi	7	1	8	5-3
McGill	2	2	4	3-1
Much	1	1	2	1-1
Griffin	1	-	1	1-0
Leading Scorer (including ties)				
McGill	6	5	11	6-5
Crawford	7	1	8	5-3
Casimir	5	3	14	14-0
Much	5	3	10	5-5
Griffin	5	-	7	4-3
Edogi	3	1	4	3-1
Lewis	1	3	4	2-2
Svandrlik	1	0	1	1-0
Leading Rebounder (including ties)				
Edogi	16	4	20	10-10
Much	5	5	12	8-4
McGill	4	4	8	4-4
Crawford	4	1	5	3-2
Griffin	4	-	5	5-0
Lewis	1	0	1	1-0
Williams	0	1	1	0-1
Leading Assists (including ties)				
McGill	21	25	46	28-18
Much	6	3	10	6-4
Lewis	6	1	7	3-4
Casimir	0	2	4	2-2
Griffin	1	-	2	1-1

Trending Gaels

TEAM

- Third in the league with an 80.5 scoring average, 47th in the NCAA, and third with a +3.2 average scoring margin.
- Averaging a conference-best, 23rd in the nation, 10.0 made 3-point field goals per game after averaging 9.8 made per game last season. 21st in NCAA in total made 3-pointers (299).
- The next made 3-pointer will mark the seventh straight season the team has made 300 3FGs in a single-season.
- Posted the second most 3-point field goals made, 20, in single-game program history at Holy Cross (Dec. 19); most since 24 makes against Delaware State Nov. 26, 2014
- Posted an 18-2 mark in 2016-17 when hitting 10 or more 3-pointers; 9-4 in 2017-18.
- Ranked 17th in the NCAA averaging 9.8 3-pointers per game in 2016-17. Made at least nine 3FGs in 24 games
- Seven different players have recorded at least one 20-point game this season; eight different single-game scoring leaders on the season.
- Second in the conference with a 73.2 free throw percentage, third with a 46.5 field goal percentage and third with a 39.1 3FG percentage.
- Second in the MAAC with 16.4 apg, 32nd in the nation; leads the league and rank 28th in the country with a 1.36 assist to turnover ratio.
- The team has posted double-digit assists in all but one game; have seven games of 20 or more assists.
- Averaged 82.7 ppg at the 2017 MAAC Championship (three games) along with 9.3 3FGs made per game, 14.0 apg, 8.3 spg, 4.3 bpg while shooting 88.2 percent from the free throw line and 40.0 percent from beyond the arc.
- Average roster experience of 2.36 years; 16th highest in the nation according to Kenpom.com.
- Eight straight 20-win seasons coming into this year, most in the MAAC by double the next most.
- 2017-18 MAAC Coaches' Poll Preseason Favorite with nine first place votes; Manhattan second, Monmouth third.
- Won a MAAC best 10th conference championship in 2016-17, and second straight. Played in four of the last seven NCAA Tournaments, all under head coach Tim Cluess.
- Head coach **Tim Cluess** and associate head coach **Jared Grasso** are the lone remaining members of last year's coaching staff; welcomed assistant coaches **Eric Eaton** and **Adam Ginsburg** along with director of basketball operations **Ricky Johns** and graduate manager **Eamonn Mahar** to the 2017-18 coaching staff.
- Former assistant coach **Brock Erickson** joined the coaching staff at Kent State; former director of operations **Yusef Fitzgerald** was named the head coach at Hinds Community College; former graduate manager **Cooper Calzonetti** joined the coaching staff at Hartwick.

ALUMNI

- **Scott Machado '13** was selected by South Bay Lakers with the 10th pick in the 2017 NBA G-League Draft; is averaging 15.4 ppg, 8.7 apg, 3.7 rpg and 1.1 spg in 31.1 mpg throughout 39 games; posted a triple-double of 16 points, 17 assists and 10 rebounds this past Friday, February 9.
- **Sam Cassell, Jr. '17** played for the Cleveland Cavaliers during the 2017 NBA Summer League; recently signed with Halcones De Ciudad Obregon of the Mexico CIBACOPA league.
- **Jordan Washington '17** was selected with the fifth pick in the second round of the Korean Basketball League (KBL) Foreign Player Draft by Wonju Dongbu Promy; currently playing for Maccabi Hod Hasharon in Israel, averaging 21.2 ppg and 10.3 rpg throughout 12 games played.
- Washington became the sixth straight representative for Iona at the Portsmouth Invitational Tournament in April.
- **Jon Severe '17** is playing professionally in Uruguay for Atletico Bigua Montevideo – saw four games this past fall towards 8.3 ppg, 4.3 rpg and 3.3 apg. Returned recently following an injury recovery.
- **Taylor Bessick '17** is currently playing for the Golden Eagle Ylli team in the Kosovo Super League; averaging 18.4 ppg, 12.0 rpg and 2.1 bpg in 14 games.
- **Taaj Ridley '13** was in training camp with the Long Island Nets of the NBA G-League.
- **AJ English '16** played for Limoges CSP in the French professional basketball Pro A league this fall; averaged 5.6 ppg and 2.0 apg in five games.
- **David Laury '15** is currently playing for Maccabi Ashdod of the Israeli Premier League; averaging 18.9 ppg and 9.4 rpg in 10 games.
- **Momo Jones '13** is currently playing for Mitteldeutscher BC in Germany; averaging 16.7 ppg and 3.5 apg in 22 games with 30.8 mpg.
- **Sean Armand '14** is currently playing for Gaziantep Basketbol of the Turkish Basketball Super League; averaging 12.9 ppg, 4.7 apg and 3.4 rpg in 18 games.
- **Aaron Rountree '16** is currently playing for Basket Swans Gmunden of the Austria A Bundesliga, averaging 8.7 ppg, 5.7 rpg and 4.2 apg in six games after playing for Koroivos of the Greece A1 League; averaged 4.4 ppg and 4.4 rpg in 10 games.
- Alumni of the program joined as GaelNation to play together in The Basketball Tournament (TBT) this past summer that included a two-point victory in the first round against City of Gods.

Gaels By The Numbers...

112
MAAC wins for head coach Tim Cluess, third most in league history (behind Joe Mihalich and Jimmy Patsos)

277
Career NCAA wins for head coach Tim Cluess in 11+ seasons at D-I & D-II level an average of 23.4 wins per season

10
MAAC Championships won by Iona men's basketball, most in league history. Three won by head coach Tim Cluess.

14
Games with 10 or more three-point field goals (20 last season)

93-21
Record when hitting 10 or more three-pointers (18-2 in 2016-17; 10-4 in 2017-18)

86-70
Record when hitting less than 10 three-pointers (4-11 in 2016-17, 7-9 in 2017-18)

83.5
No. 2 in MAAC points per game for Iona in 2017-18 regular season play

32.3%
% of MAAC games decided by five points or less. (fourth highest in NCAA; Ivy: 37.5%)

10.0
three-point field goals per game
No. 1 in the MAAC (Canisius, 2nd, 9.4/g)

58-6
When holding opponents under 40% shooting all-time under Cluess

83-11
When holding opponents 70 or less points under Cluess).

11-7
When shooting 45.0% or higher in a game (18-2 last season)

.732
MAAC No.2 free throw percentage (led league with 77.0% in 2016-17, second highest single-season at Iona)

8-1
Iona's record under head coach Tim Cluess in the MAAC Championship at the Times Union Center (13-4 overall at TUC).

2
Number of MAAC regular season series lost by Iona under Tim Cluess. Gaels just lost second series to Canisius on Jan. 21.

12-5
Tim Cluess record vs. Steve Masiello since 2011-12. It is the fourth time the two coaches have met in MAAC Championship (2-1, Masiello).

70.4
Average possessions per game in MAAC contests played in 2017-18, the sixth highest average in NCAA (A-Sun, 73.3)

8
Players with a single-game of 19 or more points, **tied for most in NCAA this year**. *(Grambling, New Mexico; 17 teams with 7).*

THE CLUESS FILE

Year at Iona:	Eighth Season
Birth Date:	March 9, 1959
Age:	58
Hometown:	West Hempstead, N.Y.
Wife:	Karen
Children:	Kevin (21), T.J. (19)
High School:	St. Agnes HS Rockville Centre, N.Y.
College:	BA, Hofstra University, 1983

ATHLETIC PLAYING BACKGROUND

St. Agnes High School
Rockville Centre, N.Y.
St. John's University
Jamaica, N.Y.
Hofstra University
Hempstead, N.Y.
Professional Basketball
Europe and Australia

BASKETBALL COACHING EXPERIENCE

1991-2005
Head Coach
St. Mary's High School, Manhasset, NY
2005-2006
Head Coach
Suffolk Community College
2006-2010
Head Coach
Long Island University - C.W. Post
2010-present
Head Coach
Iona College

AWARDS/ACCOLADES AT IONA

MAAC Regular Season Championships
2011-12, 2013-14, 2014-15
MAAC Tournament Championships
2013, 2016, 2017
MAAC Coach of the Year
2013-14
NCAA Championship Appearances
2012, 2013, 2016, 2017
NIT Appearances
2014, 2015

Tim **CLUESS**

Head Coach

Hofstra '83 - Eighth Season

• Tim Cluess was named 12th head coach of the Iona College men's basketball program on April 8, 2010 and returns for his eighth season with the Gaels.
• Came to New Rochelle with an impressive 20-year coaching resume after spending four seasons as head coach at LIU Post in Brookville, NY.
• One thing can be said, he is a winner. After spending 14 years as head coach at St. Mary's High School in Manhasset, NY, he spent the five years prior to arriving at Iona in the college ranks at Suffolk Community College and LIU Post.
• He amassed a 120-33 record and had unprecedented success at both schools.
• When combining his high school record, Cluess has won nearly 75 percent of his games coached.
• Has led the Gaels to 20+ wins in each of his first seven seasons in New Rochelle, the only coach in school history to accomplish the feat. The Gaels won 25 games in three of them.
• Iona has appeared in seven straight postseason tournaments including a CollegeInsider.com Postseason Tournament championship game appearance in 2011, the NCAA First Round in 2012 with the MAAC's second ever at-large bid into the NCAA Tournament, the 2013 NCAA Second Round, the 2014 and 2015 National Invitation Tournaments before returning to the 2016 and 2017 NCAA Tournaments.
• The Gaels were crowned MAAC Tournament Champions in 2013, 2016 and 2017 and MAAC Regular Season Champions in 2012, 2014 and 15. The Cluess-led program set a school record with 17 conference wins in 2013-14 and 2014-15.
• Cluess was named MAAC Coach of the Year following the 2013-14 campaign.
• Under Cluess, Iona has consistently been among the top scoring teams in the nation. The Gaels finished 13th in 2010-11, first in both 2011-12 and 2012-13, fourth in 2013-14, fifth in 2014-15 and 27th in 2015-16 and Top 35 in 2016-17.
• In each of his seven seasons at Iona, the team's scoring averages rank in the Top 11 in school history including a school record 83.6 points per game during the 2013-14 season.

IONA SCORING UNDER TIM CLUESS

Year	PPG	NCAA Rank	Iona Rank
2010-11	79.0	13th	11th
2011-12	82.9	1st	3rd
2012-13	80.4	1st	6th
2013-14	83.6	4th	1st
2014-15	79.5	5th	10th
2015-16	79.6	27th	9th
2016-17	80.4	33rd	5th

• In addition to being the 2011-12 and 2012-13 NCAA scoring champions, the Gaels were NCAA statistical champs in total three-point field goals made in 2014-15 (344), three-point field goals per game (10.2/g) in 2013-14 and assists per game (19.3/g) in 2011-12.
• Other Top 10 NCAA statistical marks include fourth in assists in 2010-11 (17.4/g), second in assist-to-turnover ratio (1.54:1) and third in field goal percentage (50.8%) in 2011-12, second in free throw percentage (78.1%) in 2012-13 and third in assists (17.5/g), fourth in assist-to-turnover ratio (1.65:1) in 2013-14 and fourth in scoring (79.5/g), fifth in 3FG per game (9.8/g) and seventh in assists (16.4/g) in 2014-15.

NCAA TOP 10 STATISTICS UNDER CLUESS

Year	PPG	NCAA Rank	Stat
2016-17	3FG made	12th	332
2015-16	3FG per game	10th	9.9
2014-15	3FG made	1st	344
	Scoring	4th	79.5
	3FG per game	5th	9.8
	Assists per game	7th	16.4
2013-14	3FG per game	1st	10.2
	Assists per game	3rd	17.5
	Ast/TO ratio	4th	1.65:1
2012-13	Scoring	1st	80.4
	FT Percentage	2nd	.781
2011-12	Scoring	1st	82.9
	Assists per game	1st	19.3
	Ast/TO ratio	2nd	1.54:1
	FG Percentage	3rd	.508
2010-11	Assists per game	4th	17.4

• Cluess has mentored three MAAC Players of the Year and two Haggerty Award Winners **Scott Machado** (2012), **Lamont Jones** (2013) and **David Laury** (2015) earned the MAAC's top honor while Machado and Jones also were the fifth and sixth players in Iona basketball history to earned the New York Metropolitan Area's Player of the Year honor.
• Iona has seen eight different student-athletes earn 17 All-MAAC honors including 11 on the first team. Jones (2013), Machado (2011, 2012), Laury (2015), **Mike Glover** (2011, 2012), **Sean Armand** (2014), **A.J. English** (2014, 2015, 2016), and **Jordan Washington** (2017) have all been All-MAAC First Team performers in seven seasons under head coach Tim Cluess. The first six Gaels were also All-Met First Team performers.

ALL-MAAC/ALL-MET HISTORY UNDER CLUESS

Year	Player	All-MAAC	All-Met
2010-11	Mike Glover	1st	1st
	Scott Machado	1st	1st
2011-12	Mike Glover	1st	1st
	Scott Machado	1st*	1st*
	Lamont Jones	2nd	3rd
2012-13	Lamont Jones	1st*	1st*
	Sean Armand	2nd	1st
	David Laury	3rd	
2013-14	Sean Armand	1st	1st
	A.J. English	1st	2nd
	David Laury	2nd	3rd
2014-15	A.J. English	1st	1st
	David Laury	1st	1st
	Schadrac Casimir	2nd	
2015-16	A.J. English	1st	1st
	Jordan Washington	2nd	3rd
2017-17	Jordan Washington	1st	1st

** - Player of the Year*

• Iona has reached the semifinal round of the MAAC Championship in each of the last seven seasons, the longest stretch in school history and second most in league history. The Gaels five straight championship game appearances from 2013-17 is a MAAC record.

• Through seven seasons at Iona, Cluess ranks No. 2 on Iona's all time wins list behind a Goal Club Hall of Famers **Jim McDermott** and ahead of three others in **Jeff Ruland**, **Pat Kennedy** and **Jim Valvano**.

IONA'S ALL-TIME COACHING LIST (BY WINS)

Coach	Years	W	L	PCT
Jim McDermott	1948-73 (25)	319	253	.558
TIM CLUESS	**2010-PRES (7+)**	**179**	**91**	**.663**
Jeff Ruland	1998-07 (9)	139	135	.507
Pat Kennedy	1980-86 (6)	124	60	.674
Jim Valvano	1975-80 (5)	95	46	.674
Gary Brokaw	1986-91 (5)	72	74	.493
Tim Welsh	1995-98 (3)	70	22	.761
Br. Arthur Loftus	1941-42, 46 (3)	50	18	.735
Jerry Welsh	1991-95 (4)	47	63	.427
Kevin Willard	2007-10 (3)	45	49	.479
Gene Roberti	1973-75 (2)	15	32	.319
Pete Caruso	1947 (1)	15	8	.652

• The Gaels have also won more games than any other team in the NY Metropolitan area with Cluess at the helm. Iona's 179 wins from 2010-2018 are 31 more than Seton Hall, the No. 2 team on the list among the 15 Division I programs located less than 30 miles from the center of NY college basketball Madison Square Garden.

TOP NEW YORK METRO TEAMS (2010-17)*

	2010-2017		1995-2017	
Team	W-L	Pct	W-L	Pct.
IONA	**179-91**	**.663**	**433-297**	**.593**
Wagner	146-100	.593	349-332	.512
Seton Hall	148-111	.571	387-328	.541
LIU Brooklyn	144-110	.567	328-357	.479
Columbia	118-115	.506	276-364	.431
N.J.I.T.	124-122	.504	276-368	.429

** - all teams with .500 or better record since 2010*

• **Scott Machado**, who was also coached by Cluess during his freshman season at St. Mary's High School, appeared in six regular season games in the NBA with the Houston Rockets and five postseason games with the Golden State Warriors in 2012-13.

• Machado is one of several Iona Gaels to have played for Cluess to continue their playing careers in the professional ranks including: **Sean Armand, Vangelis Bebis, Taylor Bessick, Tre Bowman, Sam Cassell Jr., Randy Dezouvre, A.J. English, Mike Glover, Jayon James, Ra'Shad James, Lamont Jones, David Laury, Ibn Muhammad, Chris Pelcher, Taaj Ridley, Alejo Rodriguez, Aaron Rountree, Jon Severe, Jordan Washington,** and **Isaiah Williams.**

• Prior to Iona, Cluess' LIU Post Pioneers earned a 23-6 overall record in his last season, earning victories in 19 of their last 21 contests. The squad earned its fourth straight berth in the East Coast Conference championship game. Cluess was named the ECC Co-Coach of the Year for the third straight time.

• In 2008-09, LIU Post had its finest season in history, setting a school record with 30 victories. Standing among the top 10 teams in the nation from January through March in 2009, the Pioneers were ranked as high as No. 2 that year.

• The squad posted an undefeated regular season, winning all 24 games for the first time in school history. LIU Post won its second straight ECC regular season and tournament championship titles and defeated Bentley in overtime in front of thousands on their home court to win the NCAA East Region Championship title and advance to the Elite Eight Tournament in Springfield, Mass.

• For his outstanding efforts, Cluess was named the Basketball Times Division II Co-Coach of the Year as well as Metropolitan Bask1etball Writers Association Division II Coach of the Year for the second straight season.

• The 2007-08 season saw Cluess' squad post a 26-5 overall record, including an 18-2 clip in the conference. LIU Post claimed its first regular season and conference titles since the 2003-04 season with a 60-57 win to advance to the NCAA Northeast Regional at Bentley College. He was voted the ECC Coach of the Year by his peers, and was named the MWBA Division II Coach of the Year.

• In 2006-07, his first year at the helm, Cluess guided the Pioneers to a 19-11 record and an appearance in the ECC Championship game. He improved the team's win total by six from the season before he took over the program.

• Cluess was named the eighth head men's basketball coach in the 50-year history of the Pioneers' program in April of 2006, after spending the 2005-06 campaign as the head men's basketball coach at Suffolk Community College in Brentwood, NY. He led a team of eight players to a 22-10 record overall, as well as a Region XV championship and a fourth-place finish in the NJCAA Division III Tournament. The trip to the national tournament was the first in the Longhorns' history, and Cluess was tabbed the District 5 Coach of the Year.

• Prior to his ascent to the college ranks, Cluess was a standout head coach at St. Mary's High School in Manhasset, NY from 1991-05, where the Gaels went a remarkable 264-78 (.772) during his tenure.

• St. Mary's won a record eight consecutive Nassau-Suffolk CHSAA league championships from 1997-98 to 2004-05. In that final season with Cluess as their mentor, the Gaels went 25-1 and finished the season ranked in the Top 20 nationally after holding the No. 1 ranking for eight weeks of the campaign.

• Cluess helped develop more than 50 players who moved on to the collegiate and professional ranks at St. Mary's including former North Carolina standout and current San Antonio Spur Danny Green.

• He won four state titles and two Federation championships at the Manhasset school. Cluess was a seven-time coach of the year in the high school ranks and earned tournament wins in national tournaments such as the Beach Ball Classic and the Las Vegas Prep Classic.

• Cluess played professional basketball in Europe and Australia after a collegiate career at both St. John's and Hofstra.

• He attended St. John's from 1978-81, before completing his coursework at Hofstra from 1982-83.

• Cluess holds a bachelor's degree in Accounting from Hofstra and currently resides in Floral Park, N.Y. with his wife, Karen, and their two children – Kevin, 21 and T.J., 19.

TIM CLUESS HEAD COACHING RECORD

Year	School	W-L	Home W-L	Conf. W-L	Conf. Tourney	Postseason
1991-05	St. Mary's HS	265-78				
2005-06	Suffolk CC	22-10				NJCAA D-III
2006-07	C.W. Post	19-11	12-3	13-7 (3rd)	Final	
2007-08	C.W. Post	26-5	14-1	18-2 (1st)	CHAMPION	NCAA D-II NE Regional
2008-09	C.W. Post	30-1	15-0	18-0 (1st)	CHAMPION	NCAA D-II Elite Eight
2009-10	C.W. Post	23-6	15-0	18-3 (1st)	Final	
2010-11	Iona	25-12	12-3	13-5 (2nd)	Final	CIT Final
2011-12	Iona	25-8	10-1	15-3 (1st)	Semifinal	NCAA First Round
2012-13	Iona	20-14	11-1	11-7 (4th)	CHAMPION	NCAA Second Round
2013-14	Iona	22-11	11-2	17-3 (1st)	Final	NIT First Round
2014-15	Iona	26-9	13-0	17-3 (1st)	Final	NIT First Round
2015-16	Iona	22-11	11-2	16-4 (2nd)	CHAMPION	NCAA First Round
2016-17	Iona	22-13	8-4	12-8 (T-3rd)	CHAMPION	NCAA First Round
2017-18	Iona	17-13	8-3	11-7 (4th)		
Head Coach, Iona (8th)		179-91 (.663)	84-16 (.840)	112-40 (.737)		
Head Coach, NCAA (12th)		277-114 (.708)	140-20 (.875)	179-52 (.775)		
Career Head Coach (27th)		564-202 (.736)				

Iona College Notes of Interest

- Founded in 1940, Iona College is a private Catholic liberal arts college of approximately 3,800 undergraduate and graduate students, with professional and pre-professional programs in business as well as arts & sciences.
- Located in New Rochelle, N.Y., 20 minutes northwest of Midtown Manhattan, and also offers graduate programs in Rockland County, N.Y., and Manhattan.
- College President, Dr. Joseph Nyre (pronounced "Nire"), is first president who is not a member of the Congregation of Christian Brothers and began in July 2011.
- Iona courses are taught by talented faculty and attended by those who qualify, regardless of their economic standing. Iona held down tuition increases and increased scholarship aid this year, making the actual cost of attendance for those starting this year lower than the previous year.
- Tradition: Irish Pipe Band plays on campus on first day of school to greet the freshman class and on the last day of class in spring. The Pipers have regularly been among the top college bands in NYC's annual St. Patrick's Day Parade
- A "hot" school -- three of the largest freshman classes in the last decade started this the last three years.

President Joseph (Joe) Nyre, Ph.D.

- In his seventh year as President of Iona College: Young, energetic, passionate President
- First President to not be a Christian Brother
- He and his young family live on campus and are present at basketball games, sporting events and campus events.
- Focused on building Iona's future: academic distinction, athletic distinction, affordability and value proposition
- He is a psychologist who studied at
  - University of Wisconsin-Lacrosse (which honored him in spring 2014 as a distinguished alumnus)
  - University of Missouri
  - University of Kansas
  - Harvard Medical School
- Taught at (NCAA Division I Institutions):
  - University of Kansas
  - Baylor University
  - Harvard Medical School
  - Univ. of Illinois-Chicago College of Medicine
- Naval Veteran
- First-generation college student
- Widely published

Since arriving in 2011, Dr. Nyre and his administration have been recognized for accomplishments — among them:

- Initiating, completing and implementing a comprehensive five-year strategic plan: Advancing our Legacy and Defining Our Future, to advance academic and student distinction, improve the campus infrastructure, increase resources for students and faculty, and promote the Iona story.
- Smallest combined tuition and room/board increases in a decade each of the last two years.
- Increased support for student financial aid, resulting in a declining net cost of attendance and top 100 national ranking (87) for return on investment (ROI).
- Launched new student academic support programs, a student success center, and new academic programs,
- Improved faculty offices and launched new faculty recognition and development programs.
- Substantially grew the College's endowment and annual fund raising.
- Developed and executed a residential housing strategy that included adding over 350 campus beds in less than 14 months.
- Grew campus land holdings by approximately 20 percent.

What Is A Gael?

The symbol of Iona College's athletic teams is the popular Gael. A Gael is anyone of Irish-Gaelic ancestry, consistent with the Irish tradition of Iona. The College was founded in 1940 by the Congregation of Christian Brothers, commonly known as the Irish Christian Brothers.

The Gael, which is depicted as a spunky character, provides Iona with a nickname consistent with the school motto, certa bonum certamen, ("fight the good fight") and personifies strength..

IONA COLLEGE

0 • RICKEY MCGILL

Junior • Guard • 6-1 • 175

Spring Valley, NY / Spring Valley HS

14.5 ppg • 4.1 rpg • 5.6 apg • 46.4 FG% • 39.2 3FG% • 71.7 FT%

Season High		Career High
40, at RID (2/25/18)	Points	40, at RID (2/25/18)
12, vs. FDU (12/2/17)	Rebounds	12, vs. FDU (12/2/17)
12, at RID (2/25/18)	Field Goals	12, at RID (2/25/18)
5, 3x (at RID, 2/25/18)	3-Pt. FG	5, 3x (at RID, 2/25/18)
11, at RID (2/25/18)	Free Throws	11, at RID (2/25/18)
12, vs. CAN (1/21/18)	Assists	14, vs. CAN (1/8/17)
2, vs. MON (2/8/18)	Blocks	2, 3x (vs. MON, 2/8/18)
4, 2x (vs. WEB, 11/17/17)	Steals	5, vs. UCSB (12/21/16)
41, 2x (at SIE, 2/12/18)	Minutes	41, 3x (at SIE, 2/12/18)

SUPERLATIVES	SEASON	CAREER
10+ points	22	40
20+ points	5	9
30+ points	1	9
10+ rebounds	1	1
10+ assists	1	4
Double-doubles	2	4
Led in points	6	11
Led in rebounds	4	8
Led in assists	20	45

TRENDING GAELS

- All-MAAC Second Team
- Averaging team-highs of 14.5 ppg, 5.6 apg, 1.5 spg and 33.6 mpg throughout 30 games with 29 starts; adding 4.2 rpg.
- Averaged 15.3 ppg in 18 MAAC games, all starts, along with 5.8 apg, 4.4 rpg and 1.4 spg.
- Has scored in double digits in 22 of 30 games that included a stretch of 13 straight; one 40-point effort and four 20-point efforts.
- Scored 31 of a career-high 40 points at Rider (Feb. 25) in the second half; finished 12-of-16 FGs and 11-of-13 FTs with eight rebounds, four assists and three steals while playing all 40 minutes.
- Went perfect from the field (7-for-7) and free throw line (3-for-3) towards 17 points, seven assists and five rebounds against Manhattan (Feb. 23).
- Totaled 22 points, seven assists and four rebounds in a season-high 41 minutes in overtime at Fairfield (Jan. 29).
- Posted his second double-double of the season with a 14-point, 12-assist (season-high) effort against Canisius (Jan. 21) to go along with five rebounds and a steal.
- Part of a pair of features on the SportsCenter Snapchat following the win against Saint Peter's (Jan. 5) with the No. 3 Play of the Night with a pass off the backboard to Edogi for a dunk along with an alley-oop to Edogi for the No. 5 Play of the Night versus Rider (Jan. 14).
- Went 4-for-4 on free throws attempts in an overtime win at Niagara (Dec. 29); 16 points, seven rebounds and four assists.
- Has posted at least four assists in all but four games; ranks second in the conference and 38th in the nation in assists per game.
- Sixth in the conference in minutes per game, fifth in steals per game, fourth in assist/turnover ratio (2.0), 10th in scoring and 14th in 3FG percentage (39.2).
- Finished three assists shy of a triple-double against Fairleigh Dickinson (Dec. 2) with 11 points, a career-high 12 rebounds and seven assists.
- Averaged a team-high 32.5 minutes per game as Iona's primary point guard last season, starting in all 35 games after coming off the bench in 30 games (10.5 mpg) as a rookie. Only Gael to start every game in 2016-17.
- Averaged 16.0 ppg, 5.0 apg and 4.3 rpg in 32.7 mpg in three games at the 2017 MAAC Championships.
- His 14 assists against Canisius last season (Jan. 8) were the most for a Gael since AJ English posted 14 at Canisius on February 5, 2016.

2017-18 GAME-BY-GAME

Date	Opponent	MIN	FG	3FG	FT	O-D-T	A	TO	BLK	STL	F	PTS
N10	at Albany	34	3-8	1-4	1-2	0-3-3	6	2	0	1	1	8
N14	at Syracuse	40	6-13	5-9	4-4	1-2-3	6	4	0	4	1	21
N17	vs. Weber St.	34	4-10	0-2	0-0	0-1-1	6	0	0	4	2	8
N18	vs. NKU	37	5-17	0-3	3-5	1-3-4	1	5	0	1	2	13
N19	vs. C. Carolina	34	8-15	5-9	2-2	0-1-1	7	6	0	2	4	23
N28	at Ohio	36	5-10	3-5	2-2	1-5-6	7	0	0	1	2	15
D2	FDU	36	3-13	0-2	5-9	4-8-12	7	0	0	2	3	11
D9	at NJIT	38	7-14	2-5	1-1	2-4-6	4	4	0	0	2	17
D12	YALE	21	2-5	0-1	5-5	0-1-1	6	4	0	0	4	9
D17	vs. St. John's	34	3-12	1-7	0-1	1-3-4	4	5	0	2	1	7
D19	at Holy Cross	31	4-8	3-7	0-0	0-2-2	5	3	0	1	0	11
D21	at URI	32	6-8	3-4	1-4	1-1-2	4	6	0	0	5	16
D29	at Niagara	33	4-13	1-5	7-9	2-5-7	4	2	0	0	4	16
D31	at Canisius	31	10-17	1-5	0-3	0-1-1	2	1	0	3	4	21
J5	SAINT PETER'S	36	7-14	3-6	2-3	1-4-5	4	2	0	3	1	19
J7	FAIRFIELD	28	4-10	1-3	4-4	1-3-4	7	3	0	2	1	13
J11	SIENA	37	3-6	0-1	4-7	2-4-6	2	2	1	0	1	10
J14	RIDER	34	5-10	1-4	2-2	1-1-2	9	1	1	1	1	13
J19	at Monmouth	36	7-14	2-6	2-2	1-1-2	2	3	0	2	3	18
J21	CANISIUS	35	4-10	1-4	5-6	0-5-5	12	3	0	1	2	14
J27	vs. Manhattan	26	5-7	1-2	0-0	0-0-0	4	2	0	2	4	11
J29	at Fairfield	41	8-17	4-8	2-3	0-4-4	7	6	0	1	1	22
F2	QUINNIPIAC	38	7-13	0-2	3-6	0-7-7	8	2	0	1	1	17
F4	at Marist	26	3-8	0-2	1-2	1-5-6	9	0	0	3	0	7
F8	MONMOUTH	26	3-7	0-1	2-2	0-5-5	4	3	2	1	2	8
F10	at Saint Peter's	36	2-8	1-2	3-4	1-6-7	9	3	0	1	1	8
F12	at Siena	41	5-12	1-2	2-2	0-3-3	7	1	0	1	2	13
F16	NIAGARA	26	3-12	1-4	2-3	0-2-2	4	1	0	1	4	9
F23	MANHATTAN	34	7-7	3-3	0-0	0-5-5	7	3	0	0	3	17
F25	at Rider	37	12-16	5-7	11-13	1-7-8	4	6	0	3	2	40

			Total		3-Point		F-Throws		Rebounds										Scoring	
Season	gp-gs	min/avg	fg-fga	pct	fg-fga	pct	ft-fta	pct	off	def	tot	avg	pf	fo	ast	to	blk	stl	pts	avg
2015-16	30-0	316/10.5	35-75	.467	7-25	.280	8-11	.727	5	39	44	1.5	35	0	22	19	2	22	85	2.8
2016-17	35-35	1122/32.1	132-278	.475	27-80	.338	78-99	.788	28	106	134	3.8	88	2	180	70	15	62	369	10.5
2017-18	30-29	1009/33.6	155-334	.464	49-125	.392	76-106	.717	22	102	124	4.1	64	1	168	83	4	44	435	14.5
TOTAL	95-64	2447/25.8	322-687	.469	83-230	.361	162-216	.750	55	247	302	3.2	187	3	370	172	21	128	889	9.4

1 • ZACH LEWIS

Graduate Student • Guard • 6-3 • 185

Windsor, CT / Northwest Catholic / Canisius / UMass

8.1 ppg • 2.6 rpg • 3.0 apg • 38.6 FG% • 32.5 3FG% • 71.4 FT%

Season High		Career High
19, vs. NKU (11/18/17)	Points	37, vs. LAS (2/26/17)
6, vs. Yale (12/12/17)	Rebounds	8, 2x (at NJIT, 3/28/15)
7, vs. NKU (11/18/17)	Field Goals	11, vs.MON (1/2/15)
4, 3x (at NIA, 12/29/17)	3-Pt. FG	8, vs. MON (1/2/15)
4, 2x (at MAR, 2/4/18)	Free Throws	13, vs. LAS (2/26/17)
11, vs. SPU (1/5/18)	Assists	11, vs. SPU (1/5/18)
2, 2x (at URI, 12/21/17)	Blocks	2, 5x (at URI, 12/21/17)
4, vs. MAN (1/27/18)	Steals	7, vs. HC (12/21/14)
38, at SYR (11/14/17)	Minutes	46, vs. RID (1/10/14)

SUPERLATIVES	SEASON	CAREER
10+ points	11	55
20+ points	0	10
30+ points	0	2
10+ rebounds	0	0
10+ assists	1	1
Double-doubles	0	0
Led in points	1	4
Led in rebounds	1	1
Led in assists	6	7

TRENDING GAELS

- Averaging 8.1 ppg, 3.0 apg and 2.6 rpg in 27.0 mpg with 16 starts in 27 games played.
- Missed final two games of regular season due to illness.
- Second in the league in assist/turnover ratio (2.2), tied for 11th in assists per game and ninth in steals per game (1.4); has 13 games of at least two steals.
- Scored all 15 of his points in the second half at Saint Peter's (Feb. 10) to spearhead 55 team points in the period.
- Finished with 11 points, six assists, five rebounds and two steals in 35 minutes of action against Quinnipiac (Feb. 2) in a double overtime win.
- Tallied 10 points in 28 minutes against Manhattan (Jan. 27) with four rebounds and a season-high four steals; went 4-for-4 from the free throw line in the final 31 seconds towards the win.
- Has taken 117 of his 197 field goal attempts (59.4%) on the season from beyond the arc; has made a 3FG in 18 games.
- Named to The Islands of the Bahamas Showcase All-Tournament Team; averaged 15.3 ppg, 5.6 apg, 3.3 rpg and 2.0 spg while shooting 50.0% (18-for-36) from the field in three games.
- Graduate student transfer from UMass; begin career with two years at MAAC rival Canisius.
- Has scored 1,227 career points between Canisius, UMass and Iona.
- All-MAAC Third Team in 2014-15 at Canisius following MAAC All-Rookie honors in 2013-14.
- Appeared in 33 games with eight starts at UMass in 2016-17; averaged 8.8 ppg in 23.0 mpg and shot 84.7% from the free throw line.
- Made 52 starts in 65 career games at Canisius; totaled 717 points in two years; averaged 12.5 ppg in 2014-15 after averaging 9.5 ppg in 2013-14.
- Became the first Canisius individual to be named to the MAAC All-Rookie Team since 2006-07 (Frank Turner).

2017-18 GAME-BY-GAME

Date	Opponent	MIN	FG	3FG	FT	O-D-T	A	TO	BLK	STL	F	PTS
N10	at Albany	23	4-10	1-4	0-0	0-1-1	2	1	0	2	5	9
N14	at Syracuse	38	4-16	2-11	1-1	0-1-1	4	2	2	2	3	11
N17	vs. Weber St.	34	6-12	0-5	1-1	0-3-3	6	0	0	2	0	13
N18	vs. NKU	34	7-10	2-4	3-4	0-3-3	2	2	0	3	3	19
N19	vs. C. Carolina	31	5-14	4-11	0-0	0-4-4	9	2	0	1	4	14
N28	at Ohio	30	5-12	4-9	2-2	1-1-2	4	1	0	0	3	16
D2	FDU	29	2-10	2-8	0-1	1-1-2	1	0	0	2	0	6
D9	at NJIT	DNP										
D12	YALE	20	3-5	1-1	0-0	0-6-6	3	0	0	0	3	7
D17	vs. St. John's	25	3-5	3-4	0-0	0-1-1	1	2	0	0	3	9
D19	at Holy Cross	12	0-2	0-2	0-0	0-1-1	0	0	0	0	0	0
D21	at URI	33	3-7	2-3	0-2	0-2-2	0	1	2	0	2	8
D29	at Niagara	35	5-9	4-6	2-4	0-2-2	1	4	0	3	5	16
D31	at Canisius	37	3-8	1-5	3-5	0-4-4	3	1	1	1	4	10
J5	SAINT PETER'S	35	1-3	1-3	0-0	0-2-2	11	2	0	2	2	3
J7	FAIRFIELD	17	0-3	0-2	1-2	0-2-2	1	2	1	0	1	1
J11	SIENA	28	1-3	1-3	1-2	0-4-4	5	2	1	0	2	4
J14	RIDER	28	2-6	2-6	3-3	0-1-1	1	2	0	2	1	9
J19	at Monmouth	12	0-3	0-3	0-0	0-2-2	0	0	0	0	0	0
J21	CANISIUS	17	1-5	1-4	1-2	0-4-4	0	0	0	0	1	4
J27	vs. Manhattan	28	3-5	0-0	4-4	0-4-4	4	1	0	4	1	10
J29	at Fairfield	21	0-2	0-1	0-0	0-2-2	1	1	0	3	4	0
F2	QUINNIPIAC	35	4-8	1-3	2-2	2-3-5	6	2	0	2	2	11
F4	at Marist	25	3-7	0-1	2-3	0-5-5	7	2	0	2	2	8
F8	MONMOUTH	16	0-2	0-2	0-0	0-1-1	1	3	1	2	2	0
F10	at Saint Peter's	25	4-8	3-6	4-4	0-0-0	2	3	0	2	0	15
F12	at Siena	34	4-13	3-6	0-0	0-2-2	0	0	1	1	1	11
F16	NIAGARA	27	3-9	0-4	0-0	0-5-5	6	1	0	1	3	6
F23	MANHATTAN	DNP										
F25	at Rider	DNP										

			Total		3-Point		F-Throws		Rebounds										Scoring	
Season	gp-gs	min/avg	fg-fga	pct	fg-fga	pct	ft-fta	pct	off	def	tot	avg	pf	fo	ast	to	blk	stl	pts	avg
2013-14*	32-19	913/28.5	101-253	.399	63-162	.389	38-51	.745	20	50	70	2.2	56	0	52	26	11	44	303	9.5
2014-15*	33-33	1062/32.2	135-404	.334	75-238	.315	69-94	.734	17	82	99	3.0	71	1	83	62	7	52	414	12.5
2016-17*	33-8	759/23.0	93-270	.344	43-149	.289	61-72	.847	7	46	53	1.6	68	2	43	30	4	33	290	8.8
2017-18	27-16	729/27.0	76-197	.386	38-117	.325	30-42	.714	4	67	71	2.6	57	2	81	37	9	37	220	8.1
TOTAL	27-16	729/27.0	76-197	.386	38-117	.325	30-42	.714	4	67	71	2.6	57	2	81	37	9	37	220	8.1
All*	125-76	3463/27.7	405-1124	.360	219-666	.329	198-259	.764	48	245	293	2.3	252	5	259	155	31	166	1227	9.8

2 • E.J. CRAWFORD

Sophomore • Guard/Forward • 6-6 • 210

Hartford, CT / Simsbury / St. Thomas More

13.1 ppg • 3.4 rpg • 1.2 apg • 48.2 FG% • 36.2 3FG% • 78.9 FT%

Season High		Career High
26, vs. FFD (1/29/18)	Points	26, vs. FFD (1/29/18)
7, 2x (vs. NIA, 2/16/18)	Rebounds	8, 2x (vs. QUI, 1/23/17)
9, vs. FFD (1/29/18)	Field Goals	9, vs. FFD (1/29/18)
4, 2x (at MAR, 2/4/18)	3-Pt. FG	4, 4x (at MAR, 2/4/18)
5, 3x (vs. FFD, 1/29/18)	Free Throws	7, 2x (vs. QUI, 1/23/17)
3, 3x (at RID, 2/25/18)	Assists	4, vs. NEV (11/26/16)
1, 8x (at RID, 2/25/18)	Blocks	1, 15x (at RID, 2/25/18)
3, vs. MAN (2/23/18)	Steals	3, vs. MAN (2/23/18)
40, vs. FFD (1/29/18)	Minutes	40, vs. FFD (1/29/18)

SUPERLATIVES	SEASON	CAREER
10+ points	21	40
20+ points	4	5
30+ points	0	0
10+ rebounds	0	0
10+ assists	0	0
Double-doubles	0	0
Led in points	5	6
Led in rebounds	4	5
Led in assists	0	0

TRENDING GAELS

- Has made 25 starts on the season, averaging 13.1 ppg, second on the team, and 3.4 rpg in 26.7 mpg.
- Has scored in double-digits in 21 games this season – seven straight and 11 of last 13 games.
- Averaging 16.9 points and 4.4 rebounds per game throughout the past seven games, shooting 50.0 percent (43-for-86) from the field.
- Tallied career-highs of 26 points and 40 minutes played while adding a season-high of seven rebounds at Fairfield (Jan. 29).
- Hit the final go-ahead layup in a 76-73 win at Monmouth with 31 seconds left; tallied 16 points in 32 minutes.
- Scored a then career-high 24 points against Yale (Dec. 12) on 8-of-13 FGs and 5-of-5 FTs; three 20-point efforts on the season (20 pts at Ohio Nov. 28; 21 pts at Canisius Dec. 31).
- Eighth in the MAAC in free throw shooting (78.9%), 11th in field goal percentage (48.2) and 12th in scoring.
- Unanimous MAAC All-Rookie Team selection in 2016-17.
- Hit final go-ahead layup in 2017 MAAC Championship Final against Siena with 28 seconds left in overtime; finished with 12 points and three rebounds in 38 minutes.
- Averaged 6.3 ppg and 2.0 rpg at the 2017 MAAC Championships in three games, averaging 21.3 mpg and shooting 53.8 percent (7-for-13) from the floor.
- Averaged 10.5 ppg and 3.2 rpg in 20 MAAC games in 2016-17, shooting 50.0 percent from beyond the arc, best in the MAAC.
- Started 30 games as a freshman, second most on the team behind McGill.

2017-18 GAME-BY-GAME

Date	Opponent	MIN	FG	3FG	FT	O-D-T	A	TO	BLK	STL	F	PTS
N10	at Albany	18	2-9	0-4	4-5	1-1-2	0	0	0	0	3	8
N14	at Syracuse	17	0-3	0-2	1-2	1-2-3	1	0	0	0	2	1
N17	vs. Weber St.	26	4-9	1-3	3-3	1-2-3	1	1	0	1	1	12
N18	vs. NKU	25	4-7	1-3	1-1	0-6-6	1	1	0	0	1	10
N19	vs. C. Carolina	23	4-8	4-8	2-3	0-1-1	2	2	0	1	2	14
N28	at Ohio	27	8-11	3-6	1-1	0-1-1	1	2	1	0	3	20
D2	FDU	17	2-7	0-3	1-2	0-0-0	0	1	0	0	0	5
D9	at NJIT	31	6-9	2-3	5-7	0-3-3	2	1	0	0	3	19
D12	YALE	33	8-13	3-6	5-5	0-6-6	2	0	1	0	0	24
D17	vs. St. John's	32	4-10	0-3	4-6	1-4-5	2	0	0	2	2	12
D19	at Holy Cross	23	3-6	3-5	0-0	1-2-3	1	2	1	0	0	9
D21	at URI	22	4-7	1-1	2-2	1-2-3	1	1	0	1	3	11
D29	at Niagara	29	4-9	0-2	3-3	1-4-5	1	0	1	0	1	11
D31	at Canisius	33	8-11	3-3	2-2	1-2-3	1	2	1	0	4	21
J5	SAINT PETER'S	23	2-8	0-5	1-1	0-2-2	0	2	0	0	0	5
J7	FAIRFIELD	18	1-8	1-4	0-0	0-4-4	1	0	1	0	0	3
J11	SIENA	DNP										
J14	RIDER	17	4-6	2-4	0-0	0-2-2	2	1	1	1	3	10
J19	at Monmouth	32	7-16	2-7	0-0	1-0-1	1	2	0	2	1	16
J21	CANISIUS	27	5-9	2-4	3-3	1-1-2	0	1	0	0	2	15
J27	vs. Manhattan	21	2-8	0-3	1-4	0-2-2	1	0	0	1	1	5
J29	at Fairfield	40	9-14	3-5	5-5	1-6-7	1	1	0	1	2	26
F2	QUINNIPIAC	23	3-10	0-3	0-0	0-3-3	0	1	0	1	2	6
F4	at Marist	29	6-12	4-7	2-3	1-3-4	0	1	0	1	2	18
F8	MONMOUTH	30	7-16	3-9	2-3	1-4-5	1	3	0	2	1	19
F10	at Saint Peter's	35	7-12	3-7	1-1	0-6-6	3	0	0	0	1	18
F12	at Siena	33	7-13	1-5	0-2	0-2-2	1	1	0	1	2	15
F16	NIAGARA	30	6-15	1-5	3-3	1-6-7	3	0	0	1	1	16
F23	MANHATTAN	30	4-7	2-4	4-4	1-5-6	2	1	0	3	2	14
F25	at Rider	31	6-11	2-6	4-5	0-1-1	3	3	1	0	3	18

			Total		3-Point		F-Throws		Rebounds										Scoring	
Season	gp-gs	min/avg	fg-fga	pct	fg-fga	pct	ft-fta	pct	off	def	tot	avg	pf	fo	ast	to	blk	stl	pts	avg
2016-17	35-30	874/25.0	110-243	.453	56-125	.448	53-68	.779	19	88	107	3.1	74	2	39	31	7	13	329	9.4
2017-18	29-25	775/26.7	137-284	.482	47-130	.362	60-76	.789	15	83	98	3.4	48	0	35	30	8	19	381	13.1
TOTAL	64-55	1649/25.8	247-527	.469	103-255	.404	113-144	.785	34	171	205	3.2	122	2	74	61	15	32	710	11.1



3 • C.J. SEAFORTH

Freshman • Guard • 6-1 • 155

Hamden, CT / Hamden

2.3 ppg • 0.7 rpg • 0.6 apg • 45.5 FG% • 44.0 3FG% • 60.0 FT%

Season High		Career High
7, at RID (2/25/18)	Points	7, at RID (2/25/18)
2, 2x (vs. FFD, 1/7/18)	Rebounds	2, 2x (vs. FFD, 1/7/18)
2, 5x (at RID, 2/25/18)	Field Goals	2, 5x (at RID, 2/25/18)
2, vs. Yale (12/12/17)	3-Pt. FG	2, vs. Yale (12/12/17)
2, at RID (2/25/18)	Free Throws	2, at RID (2/25/18)
2, at NJIT (12/9/17)	Assists	2, at NJIT (12/9/17)
0	Blocks	0
1, 2x (at URI, 12/21/17)	Steals	1, 2x (at URI, 12/21/17)
17, vs. Yale (12/12/17)	Minutes	17, vs. Yale (12/12/17)

SUPERLATIVES	SEASON	CAREER
10+ points	0	0
20+ points	0	0
30+ points	0	0
10+ rebounds	0	0
10+ assists	0	0
Double-doubles	0	0
Led in points	0	0
Led in rebounds	0	0
Led in assists	0	0

TRENDING GAELS

- Enters 2017-18 as a true freshman.
- Has appeared in 19 games this season; averaging 7.4 mpg and 2.3 ppg.
- Recorded a season-high seven points and an assist at Rider (Feb. 25) in 12 minutes.
- Notched six points on a season-high 17 minutes against Yale (Dec. 12).
- Scored first career points at NJIT (Dec. 9) – 5 points, 2-for-3 FGs, 2 rebounds, 2 assists.
- 11 of his 15 made field goals have come from long distance.
- Played for the same USAD AAU program in Connecticut that produced current Gaels Schadrac Casimir and E.J. Crawford.
- Averaged 21.5 points per game in his senior year in addition to 7.2 rebounds, 6.1 assists and 3.7 steals; scored over 1,000 career points.
- First Team All-State in Connecticut to go along with the Connecticut High School Coaches Association All-Star Game MVP Southern Connecticut Conference First-Team honors.
- Ranked fifth top prospect in Connecticut according to the New England Recruiting Report (NERR).
- High-level playmaker with long arms and quick feet.

2017-18 GAME-BY-GAME

Date	Opponent	MIN	FG	3FG	FT	O-D-T	A	TO	BLK	STL	F	PTS
N10	at Albany	DNP										
N14	at Syracuse	DNP										
N17	vs. Weber St.	DNP										
N18	vs. NKU	1	0-0	0-0	0-0	0-0-0	1	0	0	0	0	0
N19	vs. C. Carolina	DNP										
N28	at Ohio	DNP										
D2	FDU	4	0-1	0-1	0-0	0-0-0	1	1	0	0	1	0
D9	at NJIT	14	2-3	1-2	0-0	1-1-2	2	0	0	0	0	5
D12	YALE	17	2-5	2-5	0-0	0-0-0	1	0	0	1	2	6
D17	vs. St. John's	2	0-0	0-0	0-0	0-0-0	0	1	0	0	0	0
D19	at Holy Cross	9	1-1	1-1	0-0	0-1-1	1	2	0	0	2	3
D21	at URI	6	0-1	0-0	0-0	0-2-2	1	2	0	1	1	0
D29	at Niagara	DNP										
D31	at Canisius	1	0-0	0-0	0-0	0-1-1	0	0	0	0	0	0
J5	SAINT PETER'S	DNP										
J7	FAIRFIELD	10	1-4	1-3	0-0	1-1-2	1	0	0	0	0	3
J11	SIENA	11	2-4	1-2	0-0	0-0-0	0	0	0	0	1	5
J14	RIDER	3	0-0	0-0	0-0	0-1-1	0	0	0	0	0	0
J19	at Monmouth	7	1-2	1-1	0-0	0-0-0	1	0	0	0	1	3
J21	CANISIUS	8	1-1	1-1	0-0	0-1-1	1	1	0	0	1	3
J27	vs. Manhattan	DNP										
J29	at Fairfield	5	0-1	0-1	0-0	0-0-0	0	0	0	0	0	0
F2	QUINNIPIAC	DNP										
F4	at Marist	9	1-3	1-3	1-2	0-1-1	1	1	0	0	1	4
F8	MONMOUTH	12	2-3	1-2	0-0	0-1-1	0	1	0	0	4	5
F10	at Saint Peter's	7	0-0	0-0	0-0	0-1-1	0	2	0	0	2	0
F12	at Siena	4	0-0	0-0	0-0	0-0-0	0	1	0	0	1	0
F16	NIAGARA	DNP										
F23	MANHATTAN	DNP										
F25	at Rider	12	2-4	1-3	2-3	0-0-0	1	1	0	0	4	7

			Total		3-Point		F-Throws		Rebounds										Scoring	
Season	gp-gs	min/avg	fg-fga	pct	fg-fga	pct	ft-fta	pct	off	def	tot	avg	pf	fo	ast	to	blk	stl	pts	avg
2017-18	19-0	141/7.4	15-33	.455	11-25	.440	3-5	.600	2	11	13	0.7	21	0	12	13	0	2	44	2.3
TOTAL	19-0	141/7.4	15-33	.455	11-25	.440	3-5	.600	2	11	13	0.7	21	0	12	13	0	2	44	2.3

4 • SCHADRAC CASIMIR

Junior • Guard • 5-10 • 165

Stamford, CT / Trinity Catholic / South Kent

9.9 ppg • 2.0 rpg • 1.9 apg • 44.7 FG% • 46.7 3FG% • 81.3 FT%

Season High		Career High
30, vs. MAN (2/23/18)	Points	40, vs. DSU (11/26/14)
5, vs. FDU (12/2/17)	Rebounds	8, at QUI (2/15/15)
8, vs. MAN (2/23/18)	Field Goals	11, 2x (vs. MAR, 2/8/15)
6, at HC (12/19/17)	3-Pt. FG	9, vs. MAR (2/8/15)
9, vs. MAN (2/23/18)	Free Throws	12, vs. SIE (2/6/15)
5, at HC (12/19/17)	Assists	5, 9x (at HC, 3/8/15)
0	Blocks	1, 6x (at DEL, 3/7/15)
2, 3x (vs. MAN, 2/23/18)	Steals	4, at FFD (2/10/15)
48, vs. QUI (2/2/18)	Minutes	48, vs. QUI (2/2/18)

SUPERLATIVES	SEASON	CAREER
10+ points	14	49
20+ points	4	15
30+ points	1	3
10+ rebounds	0	0
10+ assists	0	0
Double-doubles	0	0
Led in points	5	14
Led in rebounds	0	0
Led in assists	0	4

TRENDING GAELS

- Averaging 9.9 ppg and 26.3 mpg in 29 games played this season, 18 starts, while shooting a team-best 46.7 percent from long range – best in the league.
- Became the 39th member of the Iona 1,000th point club against Siena (Feb. 12).
- Averaging a team-high 13.0 ppg while shooting 55.0 percent (44-for-80) from beyond the arc in wins (17 games).
- Notched a season-high 30 points against Manhattan (Feb. 23) behind 5-of-7 shooting from beyond the arc and 9-of-10 from the free throw line – also added four assists and two steals in 34 minutes; first 30-point game since his freshman year of 2014-15 – Feb. 8, 2015 vs. Marist.
- Played a career-high 48 minutes in a double overtime win against Quinnipiac (Feb. 3) towards 14 points, three rebounds and three assists.
- Posted 20 points in 36 minutes against Manhattan (Jan. 27) while shooting 5-of-7 from 3-point range.
- Played at least 28 minutes in five straight games (Jan. 5-19) for the first time since his freshman year (2014-15) when he played at least 28 minutes in all but one game; has played at least 20 minutes in 16 straight games.
- Hit the final go-ahead 3-pointer less than two minutes into an overtime win at Niagara (Dec. 29)
- Knocked down four clutch free throws in the final 13 seconds to secure a 74-70 win at NJIT (Dec. 9)
- 12th among active leaders in the NCAA in career free throw percentage (88.0%), 29th in career 3FG percentage (43.6%), and tied for 92nd in 3FGs made (197).
- Fifth in the MAAC in free throw percentage (81.3%) and 14th in 3FGs made per-game (2.0).
- Team was 4-0 when he scored 20+ points last season, 4-0 this season; 14-1 in his career.
- Shot 42.7 percent from beyond the arc in addition to 94.1 percent from the free throw line for the 2016-17 season.
- Averaged 12.0 ppg while shooting 12-of-12 from the free throw line and 50 percent from the field in the 2017 MAAC Championships.
- MAAC Rookie of the Year in 2014-15.
- Returned to lineup in 2016-17 after an injury that led to three separate surgeries since January 2016. Missed just one game during 2016-17 season.

2017-18 GAME-BY-GAME

Date	Opponent	MIN	FG	3FG	FT	O-D-T	A	TO	BLK	STL	F	PTS
N10	at Albany	17	0-2	0-2	0-0	0-0-0	1	1	0	0	3	0
N14	at Syracuse	DNP										
N17	vs. Weber St.	19	4-9	3-5	0-0	0-1-1	1	3	0	1	1	11
N18	vs. NKU	17	0-3	0-1	2-2	1-1-2	1	2	0	1	2	2
N19	vs. C. Carolina	9	1-2	1-1	0-2	0-1-1	1	0	0	0	1	3
N28	at Ohio	21	2-4	1-3	0-0	0-0-0	3	1	0	0	1	5
D2	FDU	25	5-9	4-6	7-8	0-1-1	0	0	0	1	2	21
D9	at NJIT	27	0-4	0-3	4-4	1-3-4	2	3	0	1	3	4
D12	YALE	17	0-1	0-1	0-0	1-0-1	0	0	0	0	0	0
D17	vs. St. John's	13	0-3	0-3	0-0	2-1-3	0	0	0	0	1	0
D19	at Holy Cross	32	6-11	6-9	4-5	0-2-2	5	0	0	2	3	22
D21	at URI	27	3-6	0-3	4-4	0-2-2	3	1	0	1	1	10
D29	at Niagara	23	2-4	1-2	1-1	1-1-2	3	1	0	0	1	6
D31	at Canisius	12	0-0	0-0	0-0	0-0-0	0	2	0	1	1	0
J5	SAINT PETER'S	35	5-9	5-8	3-6	0-4-4	1	1	0	1	2	18
J7	FAIRFIELD	28	3-8	3-6	2-2	0-2-2	3	1	0	1	3	11
J11	SIENA	30	6-13	3-6	2-3	0-0-0	2	0	0	2	3	17
J14	RIDER	29	4-5	3-4	4-4	0-3-3	4	5	0	1	0	15
J19	at Monmouth	29	0-2	0-2	2-2	0-4-4	2	3	0	1	1	2
J21	CANISIUS	21	2-6	2-4	2-2	1-1-2	0	2	0	1	2	8
J27	vs. Manhattan	36	6-9	5-7	3-3	1-2-3	3	0	0	0	2	20
J29	at Fairfield	27	3-10	2-7	0-0	0-2-2	2	1	0	0	3	8
F2	QUINNIPIAC	48	5-9	1-3	3-5	1-2-3	3	0	0	1	2	14
F4	at Marist	25	3-5	2-3	2-2	0-3-3	1	1	0	1	0	10
F8	MONMOUTH	30	2-8	2-6	0-0	1-2-3	1	1	0	0	3	6
F10	at Saint Peter's	38	5-8	2-5	3-4	0-1-1	3	0	0	1	3	15
F12	at Siena	31	1-8	1-5	1-2	1-0-1	3	0	0	1	2	4
F16	NIAGARA	36	6-12	3-7	0-0	0-2-2	2	3	0	1	4	15
F23	MANHATTAN	34	8-13	5-7	9-10	1-2-3	4	1	0	2	4	30
F25	at Rider	27	2-5	2-3	3-4	1-1-2	2	1	0	0	3	9

			Total		3-Point		F-Throws		Rebounds										Scoring	
Season	gp-gs	min/avg	fg-fga	pct	fg-fga	pct	ft-fta	pct	off	def	tot	avg	pf	fo	ast	to	blk	stl	pts	avg
2014-15	35-35	1201/34.3	156-365	.427	94-222	.423	102-114	.895	19	79	98	2.8	77	2	69	41	2	39	508	14.5
2015-16	4-4	97/24.3	9-24	.375	5-12	.417	2-2	1.000	0	7	7	1.8	3	0	11	3	0	4	25	6.3
2016-17	34-8	683/20.1	74-174	.425	41-96	.427	48-51	.941	18	34	52	1.5	38	0	49	28	2	19	237	7.0
2017-18	29-18	762/26.3	84-188	.447	57-122	.467	61-75	.813	13	44	57	2.0	57	0	56	34	0	22	286	9.9
TOTAL	102-65	2743/26.9	323-751	.430	197-452	.436	213-242	.880	50	164	214	2.1	175	2	185	106	4	84	1056	10.4

11 • ROLAND GRIFFIN

Junior • Forward • 6-7 • 215

Aurora, IL / West Aurora / Midland Coll. (TX)

10.7 ppg • 5.3 rpg • 1.5 apg • 52.3 FG% • 22.2 3FG% • 63.5 FT%

Season High		Career High
22, at SPU (2/10/18)	Points	22, at SPU (2/10/18)
11, at NIA (12/29/17)	Rebounds	11, at NIA (12/29/17)
9, 2x (vs. QUI, 2/2/18)	Field Goals	9, 2x (vs. QUI, 2/2/18)
1, 2x (vs. STJ, 12/17/17)	3-Pt. FG	3, at SDSU (11/13/15)
9, 2x (at SIE, 2/12/18)	Free Throws	9, 2x (at SIE, 2/12/18)
3, 5x (vs. MAN, 2/23/18)	Assists	3, 7x (vs. MAN, 2/23/18)
2, 3x (at NIA, 12/29/17)	Blocks	2, 3x (at NIA, 12/29/17)
2, 2x (vs. QUI, 2/2/18)	Steals	3, vs. TCU (11/25/15)
42, vs. QUI (2/2/18)	Minutes	42, vs. QUI (2/2/18)

SUPERLATIVES	SEASON	CAREER
10+ points	14	18
20+ points	5	5
30+ points	0	0
10+ rebounds	1	1
10+ assists	0	0
Double-doubles	1	1
Led in points	5	7
Led in rebounds	4	5
Led in assists	1	2

TRENDING GAELS

- MAAC Sixth Player of the Year and Defensive Player of the Year candidate.
- Averaging 10.7 ppg and 5.3 rpg in 23.6 mpg in 29 games played this season; 10 starts.
- Finished with 21 points in 30 minutes on 9-of-11 FT shooting at Siena (Feb. 12) with nine rebounds.
- Went 8-for-10 from the floor towards a career-high 22 points in 30 minutes at Saint Peter's (Feb. 10).
- Recorded 20 points in a career-high 42 minutes with nine rebounds on 9-of-15 shooting in a double overtime win against Quinnipiac (Feb. 2).
- Tallied a then career-high 21 points on 9-of-13 shooting at Fairfield (Jan. 29) while adding six rebounds in 29 minutes.
- Totaled 15 points and seven rebounds in 16 minutes at Monmouth (Jan. 19) that included the final rebound of the game to secure the win.
- Went 9-for-10 from the free throw line in a win against Siena (Jan. 11) towards 15 points, eight rebounds, three assists and two steals.
- Recorded a career-high 11 rebounds with a then career-high 20 points in an overtime win at Niagara (Dec. 29).
- Averaged 12.5 ppg and 5.7 rpg in 23.8 mpg in 18 MAAC games, five starts.
- Ranks sixth in the MAAC with a 52.3 field goal percentage, tied for 18th in rebounding and 28th in scoring.
- Played 2015-16 season at Illinois State before transferring to Midland College in Texas for 2016-17 campaign.
- Averaged 5.9 points and 2.7 rebounds per game for Illinois State, including 14 points against top-ranked Kentucky on Nov. 30, 2015.
- Played in 15 games with four starts for Midland last season; averaged 6.9 ppg and 4.2 rpg.
- Entered New Rochelle as a junior, beginning two years of eligibility for the Maroon & Gold.

2017-18 GAME-BY-GAME

Date	Opponent	MIN	FG	3FG	FT	O-D-T	A	TO	BLK	STL	F	PTS
N10	at Albany	33	3-6	0-0	2-3	0-3-3	1	1	2	1	2	8
N14	at Syracuse	23	3-4	0-0	0-0	2-2-4	1	0	0	0	5	6
N17	vs. Weber St.	25	2-7	0-0	0-0	1-7-8	1	4	1	1	2	4
N18	vs. NKU	20	3-5	0-0	0-0	0-3-3	2	2	0	1	2	6
N19	vs. C. Carolina	24	3-3	0-0	1-3	1-1-2	2	1	0	0	2	7
N28	at Ohio	17	2-5	0-2	0-0	1-3-4	0	1	2	0	1	4
D2	FDU	DNP										
D9	at NJIT	20	3-6	1-1	2-2	1-3-4	2	1	0	0	3	9
D12	YALE	17	4-5	0-0	0-0	0-5-5	2	0	0	0	1	8
D17	vs. St. John's	25	5-12	1-2	0-2	5-3-8	1	4	0	0	2	11
D19	at Holy Cross	22	3-5	0-0	3-4	0-6-6	1	2	1	1	2	9
D21	at URI	30	5-9	0-0	2-2	0-4-4	0	0	1	1	5	12
D29	at Niagara	30	8-19	0-2	4-6	3-8-11	3	1	2	0	2	20
D31	at Canisius	23	3-8	0-2	5-9	1-3-4	1	1	1	0	4	11
J5	SAINT PETER'S	15	3-6	0-0	1-2	1-1-2	0	2	0	0	4	7
J7	FAIRFIELD	11	0-2	0-0	0-0	1-1-2	1	0	0	0	2	0
J11	SIENA	21	3-12	0-0	9-10	3-5-8	3	2	0	2	2	15
J14	RIDER	27	4-8	0-0	0-2	0-8-8	3	2	1	0	4	8
J19	at Monmouth	16	6-7	0-0	3-5	1-6-7	1	4	1	1	4	15
J21	CANISIUS	23	2-4	0-0	0-0	0-8-8	3	3	1	0	3	4
J27	vs. Manhattan	19	5-8	0-0	2-3	0-4-4	1	1	1	0	3	12
J29	at Fairfield	29	9-13	0-0	3-4	3-3-6	2	2	0	0	3	21
F2	QUINNIPIAC	42	9-15	0-0	2-3	2-7-9	2	1	1	2	2	20
F4	at Marist	20	5-7	0-0	0-0	1-5-6	1	1	1	1	3	10
F8	MONMOUTH	15	1-6	0-0	1-2	0-1-1	0	0	0	0	1	3
F10	at Saint Peter's	30	8-10	0-0	6-9	2-2-4	2	3	0	1	4	22
F12	at Siena	30	6-12	0-0	9-11	2-7-9	1	3	0	1	3	21
F16	NIAGARA	25	7-12	0-0	3-6	3-2-5	1	1	0	0	3	17
F23	MANHATTAN	28	6-13	0-0	2-5	2-1-3	3	1	1	1	3	14
F25	at Rider	25	2-6	0-0	1-3	0-5-5	2	2	1	0	1	5

			Total		3-Point		F-Throws		Rebounds										Scoring	
Season	gp-gs	min/avg	fg-fga	pct	fg-fga	pct	ft-fta	pct	off	def	tot	avg	pf	fo	ast	to	blk	stl	pts	avg
2015-16*	16-4	351/21.9	37-79	.468	11-28	.393	10-21	.476	9	34	43	2.7	26	1	17	19	5	8	95	5.9
2017-18	29-10	685/23.6	123-235	.523	2-9	.222	61-96	.635	36	117	153	5.3	78	2	43	46	18	14	309	10.7
TOTAL	29-10	685/23.6	123-235	.523	2-9	.222	61-96	.635	36	117	153	5.3	78	2	43	46	18	14	309	10.7
All*	45-14	1036/23.0	160-314	.510	13-37	.351	71-117	.607	45	151	196	4.4	104	3	60	65	23	22	404	9.0



13 • TK EDOGI

Graduate Student • Forward • 6-8 • 220

Phoenix, AZ / Valley Vista / Univ. of Tulsa

8.7 ppg • 7.1 rpg • 0.4 apg • 55.8 FG% • 20.0 3FG% • 77.4 FT%

Season High		Career High
20, 2x (at Ohio, 11/28/17)	Points	20, 2x (at Ohio, 11/28/17)
16, at NIA (12/29/17)	Rebounds	16, at NIA (12/29/17)
10, vs. WEB (11/17/17)	Field Goals	10, vs. WEB (11/17/17)
1, at NJIT (12/9/17)	3-Pt. FG	1, at NJIT (12/9/17)
8, at Ohio (11/28/17)	Free Throws	8, at Ohio (11/28/17)
2, 2x (vs. FFD, 1/29/18)	Assists	2, 4x (vs. FFD, 1/29/18)
4, vs. NIA (2/16/18)	Blocks	4, vs. NIA (2/16/18)
2, 2x (vs. SPU, 1/5/18)	Steals	2, 4x (vs. SPU, 1/5/18)
39, at SIE (2/12/18)	Minutes	39, at SIE (2/12/18)

SUPERLATIVES	SEASON	CAREER
10+ points	14	16
20+ points	2	2
30+ points	0	0
10+ rebounds	7	9
10+ assists	0	0
Double-doubles	7	8
Led in points	3	4
Led in rebounds	15	19
Led in assists	0	0

TRENDING GAELS

- Leads the team with 7.2 rpg and 1.2 bpg in 30 games, starting 27; averaging 8.7 ppg and shooting 55.8% from the field and 77.4% (41-for-53) from the free throw line.
- Has seven double-doubles on the year, third most in the conference and 107th in the nation; includes two 20-point efforts.
- Played a career-high 39 minutes at Siena (Feb. 12) in overtime with 14 points and 13 rebounds.
- Netted 16 points and 10 rebounds that included three dunks on 7-of-9 shooting against Canisius (Jan. 21) with two blocks.
- Converted a pair of free throws with six seconds left at Monmouth (Jan. 19) to secure a 76-73 win; tallied 12 points and nine rebounds.
- Finished with 11 points and 12 rebounds on 5-of-5 FGs against Fairfield (Jan. 7).
- Pulled in a career-best 16 rebounds at Niagara (Dec. 29), tied for the single-game high in the MAAC this season, with 12 points.
- Second in the MAAC with 2.6 offensive rebounds per game.
- Third in the MAAC in rebounding and field goal percentage in addition to fourth in blocked shots per game.
- Hit first career 3-pointer in 74-70 win at NJIT (Dec. 9).
- Has been featured on SportsCenter three times this season; following the game against Ohio (Nov. 29) as the Top Play of the night with a right handed dunk in the second half of the victory, was the No. 3 play on the SportsCenter Snapchat after a win against Saint Peter's (Jan. 5) with an off the backboard alley-oop dunk from McGill and was the No. 5 play following a victory versus Rider (Jan. 14) with an alley-oop dunk from McGill.
- Averaging 1.5 dunks per-game; was recently included in the Dark Horse Dunker online voting tournament.
- Scored 20 points in 23 minutes off the bench at Ohio (Nov. 29) including 8-for-8 on free throws.
- Spent last four years at Tulsa, sitting out the 2015-16 season; played in 77 career games at Tulsa.
- Played in all 32 games as a senior at Tulsa in 2016-17, making two starts towards 4.2 ppg and 3.7 rpg.

2017-18 GAME-BY-GAME

Date	Opponent	MIN	FG	3FG	FT	O-D-T	A	TO	BLK	STL	F	PTS
N10	at Albany	32	8-10	0-0	1-1	3-6-9	1	1	1	1	4	17
N14	at Syracuse	31	5-9	0-0	0-1	4-5-9	2	3	1	0	5	10
N17	vs. Weber St.	34	10-14	0-1	0-0	7-6-13	1	1	1	2	3	20
N18	vs. NKU	31	3-4	0-0	0-0	5-3-8	0	3	2	0	1	6
N19	vs. C. Carolina	33	6-7	0-0	1-2	0-5-5	0	1	1	1	4	13
N28	at Ohio	23	6-10	0-0	8-8	3-9-12	0	3	1	1	0	20
D2	FDU	27	3-7	0-0	6-6	4-4-8	1	3	0	0	3	12
D9	at NJIT	19	1-5	1-1	0-0	1-1-2	0	0	3	0	2	3
D12	YALE	21	1-4	0-1	0-0	0-4-4	0	0	1	1	1	2
D17	vs. St. John's	21	0-5	0-1	0-0	1-7-8	1	0	0	0	4	0
D19	at Holy Cross	17	1-3	0-0	0-0	1-2-3	0	2	1	0	2	2
D21	at URI	10	2-4	0-0	0-0	1-3-4	0	2	1	0	1	4
D29	at Niagara	22	5-10	0-0	2-2	6-10-16	1	2	0	0	5	12
D31	at Canisius	13	0-2	0-0	1-2	2-3-5	0	4	0	0	1	1
J5	SAINT PETER'S	24	4-8	0-0	4-5	3-3-6	1	1	1	2	4	12
J7	FAIRFIELD	28	5-5	0-0	1-2	6-6-12	0	3	1	1	1	11
J11	SIENA	26	3-6	0-0	2-2	3-4-7	0	1	0	1	2	8
J14	RIDER	9	1-2	0-0	0-0	1-0-1	0	2	0	0	4	2
J19	at Monmouth	25	4-7	0-0	4-4	1-8-9	0	1	1	0	3	12
J21	CANISIUS	29	7-9	0-0	2-3	1-9-10	1	3	2	0	1	16
J27	vs. Manhattan	29	5-9	0-0	0-0	2-4-6	1	1	3	0	2	10
J29	at Fairfield	32	9-16	0-0	1-3	6-7-13	2	1	1	1	0	19
F2	QUINNIPIAC	30	4-8	0-0	0-2	5-1-6	0	2	1	1	5	8
F4	at Marist	18	3-4	0-0	1-2	2-6-8	0	0	3	0	0	7
F8	MONMOUTH	19	1-2	0-0	0-0	0-2-2	0	0	1	0	1	2
F10	at Saint Peter's	21	2-4	0-0	2-2	0-4-4	0	1	1	0	3	6
F12	at Siena	39	7-11	0-0	0-0	5-8-13	0	0	1	0	4	14
F16	NIAGARA	18	1-3	0-1	0-0	0-6-6	0	1	4	0	0	2
F23	MANHATTAN	33	1-6	0-0	3-4	4-1-5	0	4	1	1	2	5
F25	at Rider	15	2-3	0-0	2-2	0-1-1	0	2	1	0	2	6

			Total		3-Point		F-Throws		Rebounds										Scoring	
Season	gp-gs	min/avg	fg-fga	pct	fg-fga	pct	ft-fta	pct	off	def	tot	avg	pf	fo	ast	to	blk	stl	pts	avg
2013-14*	13-0	17/1.3	1-2	.500	0-0	.000	0-0	.000	1	5	6	0.5	7	0	0	3	2	0	2	0.2
2014-15*	32-0	238/7.4	21-37	.568	0-0	.000	13-36	.361	22	30	52	1.6	29	0	0	11	7	2	55	1.7
2016-17*	32-2	368/11.5	49-80	.613	0-1	.000	37-52	.712	51	66	117	3.7	50	0	8	22	13	8	135	4.2
2017-18	30-27	729/24.3	110-197	.558	1-5	.200	41-53	.774	77	137	214	7.1	70	3	12	48	35	13	262	8.7
TOTAL	30-27	729/24.3	110-197	.558	1-5	.200	41-53	.774	77	137	214	7.1	70	3	12	48	35	13	262	8.7
All*	107-29	1352/12.6	181-316	.573	1-6	.167	91-141	.645	151	238	389	3.6	156	3	20	84	57	23	454	4.2

15 • DEYSHONEE MUCH

Senior • Guard • 6-5 • 180

Rochester, NY / Redemption Christian Acad. (MA) / Univ. of Buffalo

11.5 ppg • 4.1 rpg • 2.6 apg • 41.3 FG% • 40.6 3FG% • 81.0 FT%

Season High		Career High
32, vs. FFD (1/7/18)	Points	32, vs. FFD (1/7/18)
12, at CAN (12/31/17)	Rebounds	12, at CAN (12/31/17)
9, vs. FFD (1/7/18)	Field Goals	10, at CAN (2/5/16)
7, at MAR (2/4/18)	3-Pt. FG	8, at CAN (2/5/16)
8, vs. FFD (1/7/18)	Free Throws	8, vs. FFD (1/7/18)
7, 2x (vs. FFD, 1/7/18)	Assists	7, 2x (vs. FFD, 1/7/18)
2, at MON (1/19/18)	Blocks	2, 2x (at MON, 1/19/18)
3, 2x (at MON, 1/19/18)	Steals	6, 2x (vs. NJIT, 12/14/16)
40, at ALB (11/10/17)	Minutes	40, 2x (at ALB, 11/10/17)

SUPERLATIVES	SEASON	CAREER
10+ points	18	50
20+ points	2	8
30+ points	1	2
10+ rebounds	1	2
10+ assists	0	0
Double-doubles	1	2
Led in points	3	9
Led in rebounds	4	11
Led in assists	5	9

TRENDING GAELS

- Has started 24 of 28 games this season; second on the team with 30.4 mpg while adding 11.5 ppg, 4.1 rpg and 2.6 apg.
- Fifth player in program history to make 200 career 3FGs.
- Shot 7-of-9 from 3-point range at Marist (Feb. 4) towards all 21 points.
- Put forth a career-high 32 points against Fairfield (Jan. 7) behind 6-of-10 from beyond the arc to go along with a career-matching seven assists in addition to six rebounds and three steals.
- Leads the team with 160 3FG attempts and 65 3FG makes (40.6%); averaging 2.3 makes per game, eighth in the MAAC while ranking 11th in 3FG percentage – has made at least three 3FGs in 10 games.
- Ranks 21st in the league in scoring, 12th in spg (1.3) and 20th in minutes.
- Ranks 89th among career NCAA leaders with 202 career 3FGs.
- Scored in double-digits in 18 of 28 games.
- Posted second career double-double with 14 points and tying a career-best 10 rebounds at Canisius (Dec. 31) with four assists and two steals.
- Averaged 11.8 ppg, 3.8 rpg, 2.3 apg and 1.4 spg throughout 16 MAAC games, shooting 44.7 percent (38-for-85) from beyond the arc.
- Dished out a career-high seven assists to go along with 12 points (3-for-6 3FGs), five rebounds and two steals in a win at Holy Cross (Dec. 19).
- Averaged 9.5 points and 3.6 rebounds per game in 2016-17; finished fifth in the MAAC with 1.4 spg.
- Ended the 2016-17 season with six straight double-digit scoring efforts.
- Connected on five 3-pointers for 15 points in the NCAA Tournament against Oregon (Mar. 17).
- Team-high 35.7 minutes per-game at the 2017 MAAC Championships, averaging 13.0 ppg, 4.3 rpg, 2.0 spg and 2.0 apg.
- Finished with 18 points, six rebounds, four steals and four assists in the MAAC Championship Final versus Siena (Mar. 6).

2017-18 GAME-BY-GAME

Date	Opponent	MIN	FG	3FG	FT	O-D-T	A	TO	BLK	STL	F	PTS
N10	at Albany	40	5-12	2-8	3-3	1-2-3	3	1	0	1	1	15
N14	at Syracuse	34	4-13	3-10	2-2	0-2-2	4	1	0	1	2	13
N17	vs. Weber St.	24	5-9	2-3	0-0	1-2-3	4	1	0	2	3	12
N18	vs. NKU	33	5-13	5-10	0-0	0-2-2	2	2	0	1	3	15
N19	vs. C. Carolina	34	2-8	1-6	2-3	2-3-5	3	2	0	2	3	7
N28	at Ohio	26	2-11	1-7	0-0	1-6-7	2	1	0	0	1	5
D2	FDU	29	0-6	0-4	0-0	0-5-5	6	2	0	1	2	0
D9	at NJIT	30	5-10	2-2	0-0	2-5-7	1	0	1	2	0	12
D12	YALE	30	7-13	4-7	1-3	1-1-2	3	2	1	1	1	19
D17	vs. St. John's	36	5-12	4-9	1-1	2-3-5	1	3	0	1	3	15
D19	at Holy Cross	34	4-8	3-6	1-1	1-4-5	7	2	0	2	2	12
D21	at URI	28	3-8	0-3	4-6	1-6-7	0	1	0	0	1	10
D29	at Niagara	33	4-12	2-6	5-5	1-5-6	1	3	1	2	2	15
D31	at Canisius	38	5-12	2-6	2-3	2-10-12	4	3	0	2	1	14
J5	SAINT PETER'S	15	1-3	1-3	0-0	0-1-1	0	2	0	0	4	3
J7	FAIRFIELD	36	9-13	6-10	8-8	0-6-6	7	1	0	3	1	32
J11	SIENA	32	3-9	2-3	0-0	1-2-3	1	2	0	2	2	8
J14	RIDER	29	5-10	4-6	0-0	0-2-2	1	4	0	1	1	14
J19	at Monmouth	36	2-5	2-5	2-2	0-4-4	4	1	2	3	2	8
J21	CANISIUS	34	8-12	1-4	1-1	1-1-2	1	2	1	1	2	18
J27	vs. Manhattan	31	4-8	2-4	0-0	1-5-6	6	1	0	2	2	10
J29	at Fairfield	26	2-5	0-1	0-0	0-3-3	2	1	0	1	1	4
F2	QUINNIPIAC	26	4-11	3-5	0-0	0-2-2	0	1	0	1	1	11
F4	at Marist	25	7-12	7-9	0-0	1-1-2	2	0	0	2	2	21
F8	MONMOUTH	29	2-8	1-7	0-0	1-2-3	3	1	1	0	1	5
F10	at Saint Peter's	DNP										
F12	at Siena	DNP										
F16	NIAGARA	18	1-6	0-3	0-0	1-0-1	2	0	0	0	1	2
F23	MANHATTAN	34	3-10	2-6	0-0	0-5-5	2	0	0	1	1	8
F25	at Rider	30	5-11	3-7	2-4	2-1-3	1	4	0	1	4	15

			Total		3-Point		F-Throws		Rebounds										Scoring	
Season	gp-gs	min/avg	fg-fga	pct	fg-fga	pct	ft-fta	pct	off	def	tot	avg	pf	fo	ast	to	blk	stl	pts	avg
2013-14*	22-0	145/6.6	9-32	.281	5-25	.200	4-11	.364	4	11	15	0.7	15	0	8	6	2	4	27	1.2
2015-16	30-27	867/28.9	128-270	.474	80-179	.447	54-67	.806	21	84	105	3.5	66	3	54	49	6	34	390	13.0
2016-17	27-9	664/24.6	92-241	.382	57-148	.385	15-19	.789	23	73	96	3.6	49	1	50	41	4	39	256	9.5
2017-18	28-24	850/30.4	112-271	.413	65-160	.406	34-42	.810	23	91	114	4.1	50	0	73	44	7	36	323	11.5
TOTAL	85-60	2381/28.0	332-782	.425	202-487	.415	103-128	.805	67	248	315	3.7	165	4	177	134	17	109	969	11.4
All*	107-60	2526/23.6	341-814	.419	207-512	.404	107-139	.770	71	259	330	3.1	180	4	185	140	19	113	996	9.3

20 • JAN SVANDRLIK

Senior • Guard/Forward • 6-7 • 210

Pilsen, Czech Republic / Canarias Acad. (Spain) / Indian Hills CC (IA)

4.0 ppg • 1.8 rpg • 0.3 apg • 41.4 FG% • 40.3 3FG% • 82.6 FT%

Season High		Career High
27, vs. FDU (12/2/17)	Points	27, vs. FDU (12/2/17)
6, vs. FDU (12/2/17)	Rebounds	8, at MON (1/6/17)
7, vs. FDU (12/2/17)	Field Goals	7, vs. FDU (12/2/17)
6, vs. FDU (12/2/17)	3-Pt. FG	6, vs. FDU (12/2/17)
7, vs. FDU (12/2/17)	Free Throws	7, vs. FDU (12/2/17)
2, vs. SPU (1/5/18)	Assists	2, vs. SPU (1/5/18)
2, at NIA (12/29/17)	Blocks	2, 3x (at NIA, 12/29/17)
3, vs. FDU (12/2/17)	Steals	3, 2x (vs. FDU, 12/2/17)
26, vs. FDU (12/2/17)	Minutes	33, at MON (1/6/17)

SUPERLATIVES	SEASON	CAREER
10+ points	4	5
20+ points	1	1
30+ points	0	0
10+ rebounds	0	0
10+ assists	0	0
Double-doubles	0	0
Led in points	1	1
Led in rebounds	0	0
Led in assists	0	0

TRENDING GAELS

- Shooting 40.3 percent (29-for-72) from long range; 29 of his 36 made field goals on the season are 3-pointers.
- Averaging 10.5 mpg while playing in all 30 games; 4.0 ppg and 1.8 rpg.
- Averaged 6.8 ppg and 2.5 rpg while shooting 47.4 percent (18-for-38) from beyond the arc in 11 home games.
- Went 4-for-4 from distance towards all 12 points in 13 minutes during a win against Rider (Jan. 14), adding three rebounds.
- Finished with 10 points, three rebounds, a block and a steal in 22 minutes against Fairfield (Jan. 7).
- Posted a career-high 27 points on 6-of-11 shooting from beyond the arc and 7-of-7 from the line to ignite win against FDU (Dec. 2) in 26 minutes of action while adding six rebounds and three steals.
- Played in all three games at the 2017 MAAC Championships; averaged 1.3 mpg and 1.3 rpg.
- In three starts last season (Canisius, Manhattan and Monmouth), he averaged 5.0 ppg, 2.7 rpg and 1.0 spg in 17.0 mpg while shooting all threes (5-for-9/55.6%).
- Shot 50.0 percent from beyond the arc in 2016-17 (19-for-38).

2017-18 GAME-BY-GAME

Date	Opponent	MIN	FG	3FG	FT	O-D-T	A	TO	BLK	STL	F	PTS
N10	at Albany	1	0-0	0-0	0-0	0-0-0	0	0	0	0	1	0
N14	at Syracuse	3	0-0	0-0	0-0	0-0-0	0	0	0	0	1	0
N17	vs. Weber St.	4	0-0	0-0	0-0	0-0-0	0	0	0	0	1	0
N18	vs. NKU	1	0-0	0-0	0-0	0-0-0	0	1	0	0	0	0
N19	vs. C. Carolina	9	1-2	1-2	0-0	0-1-1	1	0	0	1	1	3
N28	at Ohio	13	2-3	2-3	0-0	0-2-2	1	0	0	0	3	6
D2	FDU	26	7-12	6-11	7-7	2-4-6	1	1	1	3	1	27
D9	at NJIT	11	2-4	1-3	0-0	1-1-2	1	1	0	0	2	5
D12	YALE	21	3-3	1-1	1-1	0-2-2	0	0	0	1	2	8
D17	vs. St. John's	12	2-4	1-3	0-0	0-2-2	0	0	0	0	3	5
D19	at Holy Cross	17	4-7	4-7	0-0	3-1-4	0	0	0	1	0	12
D21	at URI	12	1-3	1-3	0-0	2-2-4	0	0	1	0	2	3
D29	at Niagara	18	0-5	0-4	2-2	1-2-3	0	0	2	1	3	2
D31	at Canisius	12	0-3	0-1	0-0	2-0-2	0	0	0	1	2	0
J5	SAINT PETER'S	14	2-6	2-6	0-0	0-3-3	2	0	0	0	2	6
J7	FAIRFIELD	22	2-5	2-4	4-6	2-1-3	0	0	1	1	1	10
J11	SIENA	12	1-3	1-1	1-2	0-0-0	0	0	0	0	1	4
J14	RIDER	13	4-4	4-4	0-1	1-2-3	0	0	0	0	0	12
J19	at Monmouth	7	0-2	0-1	2-2	3-0-3	1	0	0	0	4	2
J21	CANISIUS	6	0-1	0-1	0-0	0-1-1	0	0	0	0	0	0
J27	vs. Manhattan	7	0-1	0-1	0-0	0-0-0	0	0	0	0	0	0
J29	at Fairfield	1	0-0	0-0	0-0	0-0-0	0	0	0	0	0	0
F2	QUINNIPIAC	8	0-0	0-0	0-0	0-3-3	0	0	0	0	1	0
F4	at Marist	12	2-5	1-3	2-2	0-0-0	0	1	1	0	0	7
F8	MONMOUTH	14	0-5	0-5	0-0	2-1-3	0	0	0	0	2	0
F10	at Saint Peter's	6	0-1	0-1	0-0	0-0-0	0	0	0	0	0	0
F12	at Siena	10	0-1	0-1	0-0	0-1-1	1	0	0	0	2	0
F16	NIAGARA	8	3-4	2-3	0-0	1-1-2	1	0	0	0	3	8
F23	MANHATTAN	7	0-2	0-2	0-0	0-1-1	0	0	0	0	1	0
F25	at Rider	11	0-1	0-1	0-0	0-3-3	0	0	0	0	2	0

			Total		3-Point		F-Throws		Rebounds										Scoring	
Season	gp-gs	min/avg	fg-fga	pct	fg-fga	pct	ft-fta	pct	off	def	tot	avg	pf	fo	ast	to	blk	stl	pts	avg
2016-17	31-3	272/8.8	22-47	.468	19-38	.500	11-12	.917	12	49	61	2.0	31	1	6	8	5	7	74	2.4
2017-18	30-0	316/10.5	36-87	.414	29-72	.403	19-23	.826	20	34	54	1.8	41	0	9	4	6	9	120	4.0
TOTAL	61-3	588/9.6	58-134	.433	48-110	.436	30-35	.857	32	83	115	1.9	72	1	15	12	11	16	194	3.2

21 • GAVIN KENSMIL

Freshman • Forward • 6-7 • 230

Paramaribo, Suriname / Canarias Acad. (Spain)

1.1 ppg • 1.0 rpg • 0.1 apg • 47.6 FG% • 0.0 3FG% • 25.0 FT%

Season High		Career High
9, vs. NIA (2/16/18)	Points	9, vs. NIA (2/16/18)
5, vs. NIA (2/16/18)	Rebounds	5, vs. NIA (2/16/18)
4, vs. NIA (2/16/18)	Field Goals	4, vs. NIA (2/16/18)
0	3-Pt. FG	0
1, 3x (at RID, 2/25/18)	Free Throws	1, 3x (at RID, 2/25/18)
1, 2x (vs. RID, 1/18/18)	Assists	1, 2x (vs. RID, 1/18/18)
1, 3x (vs. NIA, 2/16/18)	Blocks	1, 3x (vs. NIA, 2/16/18)
1, 2x (vs. NIA, 2/16/18)	Steals	1, 2x (vs. NIA, 2/16/18)
12, 2x (at RID, 2/25/18)	Minutes	12, 2x (at RID, 2/25/18)

SUPERLATIVES	SEASON	CAREER
10+ points	0	0
20+ points	0	0
30+ points	0	0
10+ rebounds	0	0
10+ assists	0	0
Double-doubles	0	0
Led in points	0	0
Led in rebounds	0	0
Led in assists	0	0

TRENDING GAELS

- Has made one start on the season while appearing in 21 games; averaging 4.6 mpg including a season-high 14 minutes at Syracuse with two rebounds (Nov. 14).
- Scored first career points at Albany (Nov. 10).
- Tallied a then season-high six points with two rebounds, a block and a steal in nine minutes on 3-of-4 shooting against Rider (Jan. 14).
- Chipped in four points on 2-of-3 shooting with one rebound in eight minutes at Marist (Feb. 4).
- Posted a season-high nine points in 12 minutes against Niagara (Feb. 16) on 4-of-4 shooting with a season-high five rebounds in addition to a block and a steal.
- Ended the season with 12 minutes each in final two games.
- Ability to shoot and attack the rim.
- Physical frontcourt player with great strength for a freshman.
- Can handle and pass the ball and should be a mismatch for other teams.
- Spent the 2016-17 academic year at the Canarias Basketball Academy. One of three 2016-17 performers from Canarias to obtain a scholarship in the U.S. this season.

2017-18 GAME-BY-GAME

Date	Opponent	MIN	FG	3FG	FT	O-D-T	A	TO	BLK	STL	F	PTS
N10	at Albany	3	1-2	0-0	0-0	0-0-0	0	0	0	0	1	2
N14	at Syracuse	14	0-2	0-0	0-0	0-2-2	0	2	0	0	0	0
N17	vs. Weber St.	1	0-0	0-0	0-0	0-0-0	0	1	0	0	2	0
N18	vs. NKU	3	0-0	0-0	1-2	0-1-1	0	0	0	0	1	1
N19	vs. C. Carolina	3	0-1	0-0	0-0	0-1-1	0	0	0	0	2	0
N28	at Ohio	3	0-0	0-0	0-0	0-0-0	0	0	0	0	2	0
D2	FDU	5	0-1	0-0	0-0	0-0-0	1	0	0	0	0	0
D9	at NJIT	4	0-2	0-0	0-0	1-0-1	0	0	0	0	2	0
D12	YALE	1	0-0	0-0	0-0	0-0-0	0	2	0	0	1	0
D17	vs. St. John's	DNP										
D19	at Holy Cross	1	0-0	0-0	0-0	0-0-0	0	0	0	0	0	0
D21	at URI	DNP										
D29	at Niagara	2	0-0	0-0	0-0	0-0-0	0	2	0	0	1	0
D31	at Canisius	DNP										
J5	SAINT PETER'S	DNP										
J7	FAIRFIELD	1	0-0	0-0	0-0	0-0-0	0	0	0	0	0	0
J11	SIENA	3	0-1	0-0	0-0	0-2-2	0	0	0	0	1	0
J14	RIDER	9	3-4	0-0	0-0	1-1-2	1	0	1	1	2	6
J19	at Monmouth	DNP										
J21	CANISIUS	DNP										
J27	vs. Manhattan	3	0-0	0-0	0-0	0-0-0	0	0	0	0	1	0
J29	at Fairfield	2	0-0	0-0	0-0	0-0-0	0	1	0	0	1	0
F2	QUINNIPIAC	DNP										
F4	at Marist	8	2-3	0-0	0-1	1-1-2	0	0	0	0	1	4
F8	MONMOUTH	4	0-0	0-0	0-2	0-1-1	0	1	1	0	3	0
F10	at Saint Peter's	DNP										
F12	at Siena	3	0-0	0-0	0-0	1-0-1	0	0	0	0	1	0
F16	NIAGARA	12	4-4	0-0	1-3	3-2-5	0	0	1	1	2	9
F23	MANHATTAN	DNP										
F25	at Rider	12	0-1	0-0	1-4	1-1-2	0	0	0	0	3	1

			Total		3-Point		F-Throws		Rebounds										Scoring	
Season	gp-gs	min/avg	fg-fga	pct	fg-fga	pct	ft-fta	pct	off	def	tot	avg	pf	fo	ast	to	blk	stl	pts	avg
2017-18	21-1	96/4.6	10-21	.476	0-0	.000	3-12	.250	8	12	20	1.0	27	0	2	9	3	2	23	1.1
TOTAL	21-1	96/4.6	10-21	.476	0-0	.000	3-12	.250	8	12	20	1.0	27	0	2	9	3	2	23	1.1

44 • TYRELL WILLIAMS

Junior • Forward • 6-9 • 250

Miami, FL / Norland / Western Nebraska

0.8 ppg • 1.0 rpg • 0.0 apg • 44.4 FG% • 0.0 3FG% • 66.7 FT%

Season High		Career High
2, 4x (vs. QUI, 2/2/18)	Points	6, at FDU (12/7/16)
4, at Ohio (11/28/17)	Rebounds	7, at FSU (11/15/16)
1, 4x (vs. MON, 2/8/18)	Field Goals	3, vs. ORE (12/7/17)
0	3-Pt. FG	0
2, vs. RID (1/14/18)	Free Throws	3, vs. UCSB (12/21/16)
0	Assists	1, 2x (vs. SIE, 2/7/17)
1, 3x (vs. Yale, 12/12/17)	Blocks	2, 3x (vs. RID, 3/4/17)
0	Steals	1, 2x (at RID, 2/3/17)
6, at NJIT (12/9/17)	Minutes	19, at FSU (11/15/16)

SUPERLATIVES	SEASON	CAREER
10+ points	0	0
20+ points	0	0
30+ points	0	0
10+ rebounds	0	0
10+ assists	0	0
Double-doubles	0	0
Led in points	0	0
Led in rebounds	0	1
Led in assists	0	0

TRENDING GAELS

- Has seen action in 13 games this season; played in 26 games during the 2016-17 season.
- Grabbed three rebounds with two points against Monmouth (Feb. 8).
- Tallied two points in three minutes at Marist (Feb. 4).
- Went 2-for-2 on free throws towards two points and one rebounds versus Rider (Jan. 14).
- Played a season-high six minutes at NJIT (Dec. 9) with three rebounds.
- Hauled in a season-high four rebounds in four minutes at Ohio (Nov. 28).
- Has three blocks this season.
- Played 2014-15 season at Wyoming with current LA Laker Larry Nance Jr.; transferred from Western Nebraska Community College.

2017-18 GAME-BY-GAME

Date	Opponent	MIN	FG	3FG	FT	O-D-T	A	TO	BLK	STL	F	PTS
N10	at Albany	DNP										
N14	at Syracuse	DNP										
N17	vs. Weber St.	DNP										
N18	vs. NKU	1	0-0	0-0	0-0	0-0-0	0	0	0	0	0	0
N19	vs. C. Carolina	DNP										
N28	at Ohio	4	1-5	0-0	0-0	2-2-4	0	0	0	0	0	2
D2	FDU	2	0-0	0-0	0-0	0-0-0	0	0	1	0	0	0
D9	at NJIT	6	0-1	0-0	0-0	0-3-3	0	2	1	0	2	0
D12	YALE	1	0-0	0-0	0-0	0-1-1	0	0	1	0	0	0
D17	vs. St. John's	DNP										
D19	at Holy Cross	1	1-1	0-0	0-0	0-0-0	0	0	0	0	0	2
D21	at URI	DNP										
D29	at Niagara	DNP										
D31	at Canisius	DNP										
J5	SAINT PETER'S	3	0-0	0-0	0-0	0-0-0	0	0	0	0	0	0
J7	FAIRFIELD	1	0-0	0-0	0-0	0-1-1	0	0	0	0	0	0
J11	SIENA	DNP										
J14	RIDER	2	0-0	0-0	2-2	0-1-1	0	1	0	0	1	2
J19	at Monmouth	DNP										
J21	CANISIUS	DNP										
J27	vs. Manhattan	DNP										
J29	at Fairfield	1	0-0	0-0	0-0	0-0-0	0	0	0	0	0	0
F2	QUINNIPIAC	DNP										
F4	at Marist	3	1-1	0-0	0-0	0-0-0	0	0	0	0	0	2
F8	MONMOUTH	5	1-1	0-0	0-1	2-1-3	0	0	0	0	0	2
F10	at Saint Peter's	2	0-0	0-0	0-0	0-0-0	0	0	0	0	1	0
F12	at Siena	DNP										
F16	NIAGARA	DNP										
F23	MANHATTAN	DNP										
F25	at Rider	DNP										

			Total		3-Point		F-Throws		Rebounds										Scoring	
Season	gp-gs	min/avg	fg-fga	pct	fg-fga	pct	ft-fta	pct	off	def	tot	avg	pf	fo	ast	to	blk	stl	pts	avg
2016-17	26-0	157/6.0	10-21	.476	0-0	.000	8-10	.800	16	28	44	1.7	43	1	2	9	10	2	28	1.1
2017-18	13-0	31/2.4	4-9	.444	0-0	.000	2-3	.667	4	9	13	1.0	4	0	0	3	3	0	10	0.8
TOTAL	39-0	188/4.8	14-30	.467	0-0	.000	10-13	.769	20	37	57	1.5	47	1	2	12	13	2	38	1.0

Game (0-1) 1 Albany 69, Iona College 67
Non-Conference Game
Albany, NY - SEFCU Arena
November 10, 2017

Iona College 67 • 0-1

##	Player		Total FG-FGA	3-Ptr FG-FGA	FT-FTA	Rebounds Off	Def	Tot	PF	TP	A	TO	Blk	Stl	Min
02	Crawford, E.J.	f	2-9	0-4	4-5	1	1	2	3	8	0	0	0	0	18
11	Griffin, Roland	f	3-6	0-0	2-3	0	3	3	2	8	1	1	2	1	33
00	McGill, Rickey	g	3-8	1-4	1-2	0	3	3	1	8	6	2	0	1	34
04	Casimir, Schadrac	g	0-2	0-2	0-0	0	0	0	3	0	1	1	0	0	17
15	Much, Deyshonee	g	5-12	2-8	3-3	1	2	3	1	15	3	1	0	1	40
01	Lewis, Zach		4-10	1-4	0-0	0	1	1	5	9	2	1	0	2	23
13	Edogi, TK		8-10	0-0	1-1	3	6	9	4	17	1	1	1	1	32
20	Svandrlik, Jan		0-0	0-0	0-0	0	0	0	1	0	0	0	0	0	0+
21	Kensmil, Gavin		1-2	0-0	0-0	0	0	0	1	2	0	0	0	0	3
	Team					2	4	6							
	Totals		26-59	4-22	11-14	7	20	27	21	67	14	7	3	6	200

FG % 1st Half: 9-27 33.3% 2nd half: 17-32 53.1% Game: 26-59 44.1%
3FG % 1st Half: 1-10 10.0% 2nd half: 3-12 25.0% Game: 4-22 18.2%
FT % 1st Half: 4-6 66.7% 2nd half: 7-8 87.5% Game: 11-14 78.6%

Deadball Rebounds 1

Albany 69 • 1-0

##	Player		Total FG-FGA	3-Ptr FG-FGA	FT-FTA	Rebounds Off	Def	Tot	PF	TP	A	TO	Blk	Stl	Min
12	Campbell, Devonte	f	1-6	0-3	3-3	4	4	8	3	5	0	2	0	0	27
30	Charles, Travis	f	4-10	0-0	4-4	2	6	8	1	12	2	5	0	0	21
43	Stire, Greig	f	7-12	0-0	1-1	7	5	12	3	15	2	1	0	0	32
13	Nichols, David	g	6-14	2-5	4-4	1	5	6	2	18	0	1	0	1	38
24	Cremo, Joe	g	2-8	1-4	5-6	1	1	2	3	10	2	1	0	0	37
01	Anderson, Costa		0-2	0-1	0-0	0	1	1	0	0	0	0	0	0	11
02	Clark, Ahmad		0-3	0-1	0-0	0	0	0	1	0	0	0	0	0	8
33	Conway, Matt		2-2	1-1	0-0	1	0	1	1	5	0	0	0	0	9
34	Foster, Alex		2-5	0-0	0-1	2	4	6	2	4	0	1	0	0	17
	Team					1	2	3				2			
	Totals		24-62	4-15	17-19	19	28	47	16	69	6	13	0	1	200

FG % 1st Half: 13-36 36.1% 2nd half: 11-26 42.3% Game: 24-62 38.7%
3FG % 1st Half: 2-10 20.0% 2nd half: 2-5 40.0% Game: 4-15 26.7%
FT % 1st Half: 6-7 85.7% 2nd half: 11-12 91.7% Game: 17-19 89.5%

Deadball Rebounds 1

Officials: Kevin Ferguson, Kevin O'Connell, Lee Marelli
Technical fouls: Iona College-None. Albany-None.
Attendance: 3529

Score by periods	1st	2nd	Total
Iona College	23	44	**67**
Albany	34	35	**69**

Points	In Paint	Off T/O	2nd Chanc	Fast Break	Bench
ION	40	15	6	8	28
ALB	38	11	27	0	9

Last FG - ION 2nd-00:17, ALB 2nd-01:17.
Largest lead - ION by 4 1st-18:34, ALB by 13 2nd-19:45.
ION led for 05:39. ALB led for 29:21. Game was tied for 05:00.

Score tied - 9 times.
Lead changed - 11 times.

Game (0-2) 2 Syracuse 71, Iona College 62
Non-Conference Game
Syracuse, NY - Carrier Dome
November 14, 2017

Iona College 62 • 0-2

##	Player		Total FG-FGA	3-Ptr FG-FGA	FT-FTA	Rebounds Off	Def	Tot	PF	TP	A	TO	Blk	Stl	Min
13	Edogi, TK	f	5-9	0-0	0-1	4	5	9	5	10	2	3	1	0	31
15	Much, Deyshonee	f	4-13	3-10	2-2	0	2	2	2	13	4	1	0	1	34
00	McGill, Rickey	g	6-13	5-9	4-4	1	2	3	1	21	6	4	0	4	40
01	Lewis, Zach	g	4-16	2-11	1-1	0	1	1	3	11	4	2	2	2	38
11	Griffin, Roland	g	3-4	0-0	0-0	2	2	4	5	6	1	0	0	0	23
02	Crawford, E.J.		0-3	0-2	1-2	1	2	3	2	1	1	0	0	0	17
20	Svandrlik, Jan		0-0	0-0	0-0	0	0	0	1	0	0	0	0	0	3
21	Kensmil, Gavin		0-2	0-0	0-0	0	2	2	0	0	0	2	0	0	14
	Team					2	3	5							
	Totals		22-60	10-32	8-10	10	19	29	19	62	18	12	3	7	200

FG % 1st Half: 10-30 33.3% 2nd half: 12-30 40.0% Game: 22-60 36.7%
3FG % 1st Half: 5-16 31.3% 2nd half: 5-16 31.3% Game: 10-32 31.3%
FT % 1st Half: 3-3 100.0% 2nd half: 5-7 71.4% Game: 8-10 80.0%

Deadball Rebounds 1

Syracuse 71 • 2-0

##	Player		Total FG-FGA	3-Ptr FG-FGA	FT-FTA	Rebounds Off	Def	Tot	PF	TP	A	TO	Blk	Stl	Min
02	Moyer, Matthew	f	0-1	0-1	0-0	0	5	5	0	0	1	1	1	1	18
11	Brissett, Oshae	f	4-9	2-5	2-2	1	2	3	2	12	2	2	0	0	37
13	Chukwu, Paschal	c	2-4	0-0	1-2	4	6	10	1	5	0	3	3	1	22
23	Howard, Frank	g	5-12	2-4	3-4	0	3	3	2	15	4	5	1	2	40
25	Battle, Tyus	g	11-19	2-7	4-6	1	4	5	1	28	3	0	1	1	35
21	Dolezaj, Marek		3-5	0-1	1-2	4	2	6	3	7	1	2	0	1	22
30	Thorpe, Geno		1-3	0-0	0-0	0	0	0	1	2	1	1	0	0	8
35	Sidibe, Bourama		0-1	0-0	2-6	0	4	4	2	2	0	1	2	0	18
	Team					3	3	6							
	Totals		26-54	6-18	13-22	13	29	42	12	71	12	15	8	6	200

FG % 1st Half: 12-28 42.9% 2nd half: 14-26 53.8% Game: 26-54 48.1%
3FG % 1st Half: 5-13 38.5% 2nd half: 1-5 20.0% Game: 6-18 33.3%
FT % 1st Half: 3-6 50.0% 2nd half: 10-16 62.5% Game: 13-22 59.1%

Deadball Rebounds 5

Officials: Mike Eades, Brian O'Connell, James Luckie
Technical fouls: Iona College-None. Syracuse-None.
Attendance: 19601

Score by periods	1st	2nd	Total
Iona College	28	34	**62**
Syracuse	32	39	**71**

Points	In Paint	Off T/O	2nd Chanc	Fast Break	Bench
ION	24	12	10	10	1
SYR	30	17	8	6	11

Last FG - ION 2nd-00:53, SYR 2nd-00:47.
Largest lead - ION by 2 1st-10:01, SYR by 10 2nd-02:35.
ION led for 01:41. SYR led for 36:19. Game was tied for 02:00.

Score tied - 1 time.
Lead changed - 4 times.

Game (1-2) 3 Iona College 80, Weber State 72
Islands of the Bahamas Showcase
Nassau, Bahamas - K. Isaacs Gymnasium
November 17, 2017

Weber State 72 • 3-0

##	Player		Total FG-FGA	3-Ptr FG-FGA	FT-FTA	Rebounds Off	Def	Tot	PF	TP	A	TO	Blk	Stl	Min
11	Kozak, Michal	f	2-6	0-1	0-2	4	6	10	2	4	2	2	0	1	29
23	Chapman, Brekkott	f	2-6	0-1	0-0	0	2	2	4	4	1	2	1	0	21
44	Braxton, Zach	c	2-7	0-0	2-2	2	6	8	0	6	3	3	0	1	34
10	Harding, Jerrick	g	13-23	3-6	2-3	2	3	5	0	31	4	2	0	1	37
22	Richardson, Ryan	g	10-14	5-8	2-2	0	2	2	1	27	3	3	0	1	33
02	Nelson, Ricky		0-3	0-0	0-0	0	0	0	0	0	0	1	0	0	17
04	Court, Riley		0-0	0-0	0-0	0	0	0	0	0	0	1	0	0	2
21	Ary-Turner, Trevon		0-1	0-1	0-1	0	0	0	0	0	1	3	0	0	9
25	Baker, Dusty		0-1	0-1	0-0	0	3	3	2	0	3	1	0	1	18
	Team					3	2	5							
	Totals		29-61	8-18	6-10	11	24	35	9	72	17	18	1	5	200

FG % 1st Half: 13-29 44.8% 2nd half: 16-32 50.0% Game: 29-61 47.5%
3FG % 1st Half: 2-5 40.0% 2nd half: 6-13 46.2% Game: 8-18 44.4%
FT % 1st Half: 2-6 33.3% 2nd half: 4-4 100.0% Game: 6-10 60.0%

Deadball Rebounds 1,1

Iona College 80 • 1-2

##	Player		Total FG-FGA	3-Ptr FG-FGA	FT-FTA	Rebounds Off	Def	Tot	PF	TP	A	TO	Blk	Stl	Min
11	Griffin, Roland	f	2-7	0-0	0-0	1	7	8	2	4	1	4	1	1	25
13	Edogi, TK	f	10-14	0-1	0-0	7	6	13	3	20	1	1	1	2	34
00	McGill, Rickey	g	4-10	0-2	0-0	0	1	1	2	8	6	0	0	4	34
01	Lewis, Zach	g	6-12	0-5	1-1	0	3	3	0	13	6	0	0	2	34
15	Much, Deyshonee	g	5-9	2-3	0-0	1	2	3	3	12	4	1	0	2	24
02	Crawford, E.J.		4-9	1-3	3-3	1	2	3	1	12	1	1	0	1	26
04	Casimir, Schadrac		4-9	3-5	0-0	0	1	1	1	11	1	3	0	1	19
20	Svandrlik, Jan		0-0	0-0	0-0	0	0	0	1	0	0	0	0	0	4
21	Kensmil, Gavin		0-0	0-0	0-0	0	0	0	2	0	0	1	0	0	0+
	Team					0	2	2							
	Totals		35-70	6-19	4-4	10	24	34	15	80	20	11	2	13	200

FG % 1st Half: 18-35 51.4% 2nd half: 17-35 48.6% Game: 35-70 50.0%
3FG % 1st Half: 1-7 14.3% 2nd half: 5-12 41.7% Game: 6-19 31.6%
FT % 1st Half: 3-3 100.0% 2nd half: 1-1 100.0% Game: 4-4 100.0%

Deadball Rebounds 0

Officials: Kerry Sitton, Chance Moore, Christopher Merlo
Technical fouls: Weber State-None. Iona College-Much, Deyshonee.
Attendance: 316

Score by periods	1st	2nd	Total
Weber State	30	42	**72**
Iona College	40	40	**80**

Points	In Paint	Off T/O	2nd Chanc	Fast Break	Bench
WEB	34	14	16	12	0
ION	52	27	7	18	23

Last FG - WEB 2nd-00:09, ION 2nd-00:53.
Largest lead - WEB by 3 1st-17:27, ION by 19 2nd-07:29.
WEB led for 00:54. ION led for 36:24. Game was tied for 02:42.

Score tied - 3 times.
Lead changed - 3 times.

Game (1-3) 4 Northern Kentucky 85, Iona College 72
Islands of the Bahamas Showcase
Nassau, Bahamas - K. Isaacs Gymnasium
November 18, 2017

Iona College 72 • 1-3

##	Player		Total FG-FGA	3-Ptr FG-FGA	FT-FTA	Rebounds Off	Def	Tot	PF	TP	A	TO	Blk	Stl	Min
11	Griffin, Roland	f	3-5	0-0	0-0	0	3	3	2	6	2	2	0	1	20
13	Edogi, TK	f	3-4	0-0	0-0	5	3	8	1	6	0	3	2	0	31
00	McGill, Rickey	g	5-17	0-3	3-5	1	3	4	2	13	1	5	0	1	37
01	Lewis, Zach	g	7-10	2-4	3-4	0	3	3	3	19	2	2	0	3	34
15	Much, Deyshonee	g	5-13	5-10	0-0	0	2	2	3	15	2	2	0	1	33
02	Crawford, E.J.		4-7	1-3	1-1	0	6	6	1	10	1	1	0	0	25
03	Seaforth, C.J.		0-0	0-0	0-0	0	0	0	0	0	1	0	0	0	0+
04	Casimir, Schadrac		0-3	0-1	2-2	1	1	2	2	2	1	2	0	1	17
20	Svandrlik, Jan		0-0	0-0	0-0	0	0	0	0	0	0	1	0	0	0+
21	Kensmil, Gavin		0-0	0-0	1-2	0	1	1	1	1	0	0	0	0	3
44	Williams, Tyrell		0-0	0-0	0-0	0	0	0	0	0	0	0	0	0	0+
	Team					3	1	4							
	Totals		27-59	8-21	10-14	10	23	33	15	72	10	18	2	7	200

FG % 1st Half: 11-26 42.3% 2nd half: 16-33 48.5% Game: 27-59 45.8%
3FG % 1st Half: 4-10 40.0% 2nd half: 4-11 36.4% Game: 8-21 38.1%
FT % 1st Half: 7-10 70.0% 2nd half: 3-4 75.0% Game: 10-14 71.4%

Deadball Rebounds 3,1

Northern Kentucky 85 • 4-0

##	Player		Total FG-FGA	3-Ptr FG-FGA	FT-FTA	Rebounds Off	Def	Tot	PF	TP	A	TO	Blk	Stl	Min
01	Garnett, Jordan	f	1-4	0-3	3-6	1	3	4	0	5	5	2	1	2	37
05	Tate, Jalen	f	5-8	1-2	3-5	0	0	0	3	14	3	1	0	3	28
23	Williams, Carson	f	9-12	1-1	1-1	4	2	6	2	20	3	3	1	0	32
34	McDonald, Drew	f	6-14	0-5	3-4	0	5	5	2	15	4	1	0	0	33
30	Holland II, Lavone	g	4-8	3-7	0-0	0	2	2	3	11	5	1	0	1	29
04	Garrett, Jeff		2-2	0-0	1-2	0	2	2	1	5	1	0	0	0	5
11	Faulkner, Mason		1-2	1-2	3-3	0	3	3	1	6	1	3	0	1	22
15	Sharpe, Tyler		0-0	0-0	0-0	0	0	0	0	0	0	0	0	0	0+
32	Walton, Dantez		3-7	1-4	2-2	0	3	3	0	9	1	1	0	0	14
	Team					1	2	3							
	Totals		31-57	7-24	16-23	6	22	28	12	85	23	12	2	7	200

FG % 1st Half: 18-33 54.5% 2nd half: 13-24 54.2% Game: 31-57 54.4%
3FG % 1st Half: 4-13 30.8% 2nd half: 3-11 27.3% Game: 7-24 29.2%
FT % 1st Half: 5-7 71.4% 2nd half: 11-16 68.8% Game: 16-23 69.6%

Deadball Rebounds 3,1

Officials: Gary Maxwell, Byron Jarrett, Kerby Sitton
Technical fouls: Iona College-None. Northern Kentucky-None.
Attendance: 417

Score by periods	1st	2nd	Total
Iona College	33	39	**72**
Northern Kentucky	45	40	**85**

Points	In Paint	Off T/O	2nd Chanc	Fast Break	Bench
ION	32	8	3	7	13
NKU	40	12	3	4	20

Last FG - ION 2nd-01:25, NKU 2nd-01:38.
Largest lead - ION None, NKU by 13 2nd-19:46.
ION led for 00:00. NKU led for 37:43. Game was tied for 02:17.

Score tied - 3 times.
Lead changed - 0 times.

Game (1-4) 5 Coastal Carolina 89, Iona College 84
Islands of the Bahamas Showcase
Nassau, Bahamas - K. Isaacs Gymnasium
November 19, 2017

Iona College 84 • 1-4

##	Player		Total FG-FGA	3-Ptr FG-FGA	FT-FTA	Rebounds Off	Def	Tot	PF	TP	A	TO	Blk	Stl	Min
02	Crawford, E.J.	f	4-8	4-8	2-3	0	1	1	2	14	2	2	0	1	23
11	Griffin, Roland	f	3-3	0-0	1-3	1	1	2	2	7	2	1	0	0	24
13	Edogi, TK	f	6-7	0-0	1-2	0	5	5	4	13	0	1	1	1	33
01	Lewis, Zach	g	5-14	4-11	0-0	0	4	4	4	14	9	2	0	1	31
15	Much, Deyshonee	g	2-9	1-6	2-3	2	3	5	3	7	3	2	0	2	34
00	McGill, Rickey		8-15	5-9	2-2	0	1	1	4	23	7	6	0	2	34
04	Casimir, Schadrac		1-2	1-1	0-2	0	1	1	1	3	1	0	0	0	9
20	Svandrlik, Jan		1-2	1-2	0-0	0	1	1	1	3	1	0	0	1	9
21	Kensmil, Gavin		0-1	0-0	0-0	0	1	1	2	0	0	0	0	0	3
	Team					1	2	3							
	Totals		30-61	16-37	8-15	4	20	24	23	84	25	14	1	8	200

FG % 1st Half:	9-28	32.1%	2nd half:	21-33	63.6%	Game:	30-61 49.2%
3FG % 1st Half:	6-20	30.0%	2nd half:	10-17	58.8%	Game:	16-37 43.2%
FT % 1st Half:	2-6	33.3%	2nd half:	6-9	66.7%	Game:	8-15 53.3%

Deadball Rebounds 3

Coastal Carolina 89 • 3-2

##	Player		Total FG-FGA	3-Ptr FG-FGA	FT-FTA	Rebounds Off	Def	Tot	PF	TP	A	TO	Blk	Stl	Min
40	Cuthbertson, Zac	f	11-14	3-4	6-8	1	5	6	1	31	2	3	1	1	34
30	Coleman, Josh	c	2-5	0-0	0-2	4	4	8	5	4	0	1	0	0	26
01	Sanders, Ajay	g	0-6	0-2	0-0	0	8	8	0	0	2	2	0	0	22
05	Shaw, Jaylen	g	4-8	0-1	2-2	0	3	3	1	10	9	7	0	3	32
13	Lindsey, Matt	g	5-10	3-5	0-0	1	1	2	1	13	3	2	0	1	29
00	Brown, Tre		0-0	0-0	0-0	0	0	0	0	0	0	0	0	0	3
02	Labinowicz, Artur		3-5	0-0	7-11	0	4	4	2	13	5	0	0	1	28
04	Adams, Christian		0-0	0-0	0-0	0	0	0	1	0	0	0	0	0	5
15	Bamba, Amidou		1-2	0-0	0-0	0	0	0	2	2	0	1	0	0	3
20	Beck, Demario		6-6	1-1	3-4	1	4	5	1	16	0	1	0	0	18
	Team					1	1	2							
	Totals		32-56	7-13	18-27	8	30	38	14	89	21	17	1	6	200

FG % 1st Half:	14-31	45.2%	2nd half:	18-25	72.0%	Game:	32-56 57.1%
3FG % 1st Half:	2-6	33.3%	2nd half:	5-7	71.4%	Game:	7-13 53.8%
FT % 1st Half:	2-6	33.3%	2nd half:	16-21	76.2%	Game:	18-27 66.7%

Deadball Rebounds 5,1

Officials: Kerry Sitton, Byron Jarrett, Davis Maxwell
Technical fouls: Iona College-TEAM. Coastal Carolina-None.
Attendance: 312

Score by periods	1st	2nd	Total
Iona College	26	58	**84**
Coastal Carolina	32	57	**89**

Points	In Paint	Off T/O	2nd Chanc	Fast Break	Bench
ION	24	13	0	7	29
CCU	46	26	9	8	31

Last FG - ION 2nd-01:38, CCU 2nd-00:33.
Largest lead - ION by 6 2nd-06:20, CCU by 10 1st-04:38.
ION led for 09:04. CCU led for 27:12. Game was tied for 03:44.

Score tied - 7 times.
Lead changed - 6 times.

Game (2-4) 6 Iona College 93, Ohio 88
Non-Conference Game
Athens, OH - Convocation Center
November 28, 2017

Iona College 93 • 2-4

##	Player		Total FG-FGA	3-Ptr FG-FGA	FT-FTA	Rebounds Off	Def	Tot	PF	TP	A	TO	Blk	Stl	Min
02	Crawford, E.J.	f	8-11	3-6	1-1	0	1	1	3	20	1	2	1	0	27
21	Kensmil, Gavin	f	0-0	0-0	0-0	0	0	0	2	0	0	0	0	0	3
00	McGill, Rickey	g	5-10	3-5	2-2	1	5	6	2	15	7	0	0	1	37
01	Lewis, Zach	g	5-12	4-9	2-2	1	1	2	3	16	4	1	0	0	30
15	Much, Deyshonee	g	2-11	1-7	0-0	1	6	7	1	5	2	1	0	0	26
04	Casimir, Schadrac		2-4	1-3	0-0	0	0	0	1	5	3	1	0	0	20
11	Griffin, Roland		2-5	0-2	0-0	1	3	4	1	4	0	1	2	0	17
13	Edogi, TK		6-10	0-0	8-8	3	8	11	0	20	0	3	1	1	23
20	Svandrlik, Jan		2-3	2-3	0-0	0	2	2	3	6	1	0	0	0	13
44	Williams, Tyrell		1-5	0-0	0-0	2	2	4	0	2	0	0	0	0	4
	Team					1	1	2							
	Totals		33-71	14-35	13-13	10	29	39	16	93	18	9	4	2	200

FG % 1st Half:	16-37	43.2%	2nd half:	17-34	50.0%	Game:	33-71 46.5%
3FG % 1st Half:	10-19	52.6%	2nd half:	4-16	25.0%	Game:	14-35 40.0%
FT % 1st Half:	0-0	0.0%	2nd half:	13-13	100.0%	Game:	13-13 100.0%

Deadball Rebounds 0

Ohio 88 • 3-3

##	Player		Total FG-FGA	3-Ptr FG-FGA	FT-FTA	Rebounds Off	Def	Tot	PF	TP	A	TO	Blk	Stl	Min
22	Block, Gavin	f	5-11	5-9	3-5	0	3	3	2	18	4	0	0	1	34
45	Taylor, Doug	f	2-4	0-0	0-1	4	8	12	4	4	4	1	3	0	34
04	Kirk, Teyvion	g	6-13	0-1	2-4	0	5	5	2	14	5	5	1	1	29
24	Laster, Mike	g	10-19	2-6	1-2	2	2	4	3	23	0	2	1	1	36
35	Dartis, Jordan	g	4-9	4-8	3-3	0	3	3	1	15	5	0	0	0	38
00	Butler, Zach		4-5	0-0	0-0	0	1	1	1	8	0	1	0	0	15
03	Gollon, James		2-4	2-4	0-0	0	3	3	1	6	2	2	0	0	14
	Team					1	3	4							
	Totals		33-65	13-28	9-15	7	28	35	14	88	20	11	5	3	200

FG % 1st Half:	14-29	48.3%	2nd half:	19-36	52.8%	Game:	33-65 50.8%
3FG % 1st Half:	8-15	53.3%	2nd half:	5-13	38.5%	Game:	13-28 46.4%
FT % 1st Half:	6-7	85.7%	2nd half:	3-8	37.5%	Game:	9-15 60.0%

Deadball Rebounds 2

Officials: Rob Riley, Courtney Green, Ron Tyburski
Technical fouls: Iona College-None. Ohio-None.
Attendance: 4383

Score by periods	1st	2nd	Total
Iona College	42	51	**93**
Ohio	42	46	**88**

Points	In Paint	Off T/O	2nd Chanc	Fast Break	Bench
ION	33	14	11	9	37
OHIO	31	9	12	5	14

Last FG - ION 2nd-00:13, OHIO 2nd-00:03.
Largest lead - ION by 11 2nd-09:24, OHIO by 12 1st-15:05.
ION led for 17:15. OHIO led for 18:39. Game was tied for 04:06.

Score tied - 6 times.
Lead changed - 11 times.

Game (3-4) 7 Iona College 82, Fairleigh Dickinson 75
Non-Conference Game
New Rochelle, NY - Hynes Center
December 2, 2017

Fairleigh Dickinson 75 • 3-5

##	Player		Total FG-FGA	3-Ptr FG-FGA	FT-FTA	Rebounds Off	Def	Tot	PF	TP	A	TO	Blk	Stl	Min
05	Morgan, Noah	f	6-9	2-5	2-2	3	7	10	4	16	2	2	2	1	28
34	Holloway Jr., Mike	f	3-7	0-0	0-0	0	5	5	5	6	0	3	1	0	29
01	Edge, Darnell	g	3-8	3-6	2-2	0	5	5	1	11	5	4	0	3	39
02	Anderson, Darian	g	4-15	3-9	0-0	0	6	6	5	11	6	1	0	0	35
03	Jenkins, Jahlil	g	4-8	1-1	1-2	0	4	4	5	10	2	2	0	0	18
00	Jones, Tyler		0-0	0-0	0-0	0	0	0	0	0	0	0	0	0	4
10	McNamara, Pat		1-4	0-3	0-0	0	0	0	0	2	0	0	0	0	8
12	Bishop, Kaleb		7-9	0-0	0-0	3	3	6	5	14	1	3	1	0	23
13	Schroback, Mike		0-0	0-0	0-0	0	0	0	0	0	0	0	0	0	0+
14	Williams, Elyjah		2-3	1-1	0-0	1	2	3	2	5	1	2	0	0	12
24	Beciri, Nadi		0-0	0-0	0-0	0	0	0	0	0	0	0	0	0	4
	Team					1	1	2							
	Totals		30-63	10-25	5-6	8	33	41	27	75	17	17	4	4	200

FG % 1st Half:	18-31	58.1%	2nd half:	12-32	37.5%	Game:	30-63 47.6%
3FG % 1st Half:	6-14	42.9%	2nd half:	4-11	36.4%	Game:	10-25 40.0%
FT % 1st Half:	0-0	0.0%	2nd half:	5-6	83.3%	Game:	5-6 83.3%

Deadball Rebounds 0

Iona College 82 • 3-4

##	Player		Total FG-FGA	3-Ptr FG-FGA	FT-FTA	Rebounds Off	Def	Tot	PF	TP	A	TO	Blk	Stl	Min
13	Edogi, TK	f	3-7	0-0	6-6	4	4	8	3	12	1	3	0	0	27
00	McGill, Rickey	g	3-13	0-2	5-9	4	8	12	3	11	7	0	0	2	36
01	Lewis, Zach	g	2-10	2-8	0-1	1	1	2	0	6	1	0	0	2	29
02	Crawford, E.J.	g	2-7	0-3	1-2	0	0	0	0	5	0	1	0	0	17
15	Much, Deyshonee	g	0-6	0-4	0-0	0	5	5	2	0	6	2	0	1	29
03	Seaforth, C.J.		0-1	0-1	0-0	0	0	0	1	0	1	1	0	0	4
04	Casimir, Schadrac		5-9	4-6	7-8	0	1	1	2	21	0	0	0	1	25
20	Svandrlik, Jan		7-12	6-11	7-7	2	4	6	1	27	1	1	1	3	26
21	Kensmil, Gavin		0-1	0-0	0-0	0	0	0	0	0	1	0	0	0	5
44	Williams, Tyrell		0-0	0-0	0-0	0	0	0	0	0	0	0	1	0	2
	Team					4	3	7							
	Totals		22-66	12-35	26-33	15	26	41	12	82	18	8	2	9	200

FG % 1st Half:	9-35	25.7%	2nd half:	13-31	41.9%	Game:	22-66 33.3%
3FG % 1st Half:	5-19	26.3%	2nd half:	7-16	43.8%	Game:	12-35 34.3%
FT % 1st Half:	8-10	80.0%	2nd half:	18-23	78.3%	Game:	26-33 78.8%

Deadball Rebounds 3

Officials: Ken Clark, Mike Kelly, Rod Mrakovich
Technical fouls: Fairleigh Dickinson-None. Iona College-None.
Attendance: 1500

Score by periods	1st	2nd	Total
Fairleigh Dickinson	42	33	**75**
Iona College	31	51	**82**

Points	In Paint	Off T/O	2nd Chanc	Fast Break	Bench
FDU	38	11	6	4	21
ION	20	15	5	8	48

Last FG - FDU 2nd-00:14, ION 2nd-02:33.
Largest lead - FDU by 13 2nd-19:09, ION by 7 2nd-00:53.
FDU led for 20:28. ION led for 16:42. Game was tied for 02:50.

Score tied - 1 time.
Lead changed - 4 times.

Game (4-4) 8 Iona College 74, NJIT 70
Non-Conference Game
Newark, NJ - Wellness and Events Center
December 9, 2017

Iona College 74 • 4-4

##	Player		Total FG-FGA	3-Ptr FG-FGA	FT-FTA	Rebounds Off	Def	Tot	PF	TP	A	TO	Blk	Stl	Min
02	Crawford, E.J.	f	6-9	2-3	5-7	0	3	3	3	19	2	1	0	0	31
13	Edogi, TK	f	1-5	1-1	0-0	1	1	2	2	3	0	0	3	0	19
00	McGill, Rickey	g	7-14	2-5	1-1	2	4	6	2	17	4	4	0	0	38
04	Casimir, Schadrac	g	0-4	0-3	4-4	1	3	4	3	4	2	3	0	1	27
15	Much, Deyshonee	g	5-10	2-2	0-0	2	5	7	0	12	1	0	1	2	30
03	Seaforth, C.J.		2-3	1-2	0-0	1	1	2	0	5	2	0	0	0	14
11	Griffin, Roland		3-6	1-1	2-2	1	3	4	3	9	2	1	0	0	20
20	Svandrlik, Jan		2-4	1-3	0-0	1	1	2	2	5	1	1	0	0	11
21	Kensmil, Gavin		0-2	0-0	0-0	1	0	1	2	0	0	0	0	0	4
44	Williams, Tyrell		0-1	0-0	0-0	0	3	3	2	0	0	2	1	0	6
	Team					0	0	0							
	Totals		26-58	10-20	12-14	10	24	34	19	74	14	12	5	3	200

FG % 1st Half:	14-32	43.8%	2nd half:	12-26	46.2%	Game:	26-58 44.8%
3FG % 1st Half:	6-14	42.9%	2nd half:	4-6	66.7%	Game:	10-20 50.0%
FT % 1st Half:	6-7	85.7%	2nd half:	6-7	85.7%	Game:	12-14 85.7%

Deadball Rebounds 2

NJIT 70 • 5-5

##	Player		Total FG-FGA	3-Ptr FG-FGA	FT-FTA	Rebounds Off	Def	Tot	PF	TP	A	TO	Blk	Stl	Min
00	Lewis, Abdul	f	0-9	0-0	6-8	8	7	15	2	6	3	3	1	0	40
12	Tarke, Anthony	f	7-17	1-5	6-8	4	2	6	1	21	0	3	0	3	31
11	Gibbs, Shyquan	g	3-8	1-5	2-4	1	4	5	2	9	3	0	0	0	25
14	Walsh, Reilly	g	2-3	1-2	1-2	1	3	4	2	6	0	0	0	0	20
15	Wilson, Diandre	g	3-6	1-3	2-2	0	1	1	2	9	2	2	0	1	26
01	Price, Taj		1-1	0-0	0-0	0	0	0	0	2	0	0	1	0	5
02	Brinson, San Antonio		0-1	0-0	2-2	1	0	1	0	2	0	0	0	0	4
04	Cooks, Zach		1-4	0-1	0-0	0	1	1	1	2	1	1	0	0	15
10	Kachelries, David		1-1	1-1	0-0	1	0	1	0	3	0	0	0	0	5
23	Jones, Shawndale		3-4	1-2	0-0	0	1	1	4	7	0	0	0	0	16
32	Greer, Donovan		1-6	1-4	0-0	0	0	0	1	3	0	0	0	0	13
	Team					1	2	3							
	Totals		22-60	7-23	19-26	17	21	38	15	70	9	9	2	4	200

FG % 1st Half:	8-28	28.6%	2nd half:	14-32	43.8%	Game:	22-60 36.7%
3FG % 1st Half:	4-14	28.6%	2nd half:	3-9	33.3%	Game:	7-23 30.4%
FT % 1st Half:	11-14	78.6%	2nd half:	8-12	66.7%	Game:	19-26 73.1%

Deadball Rebounds 4,1

Officials: Archibald Whaley, Keith Patterson, Christopher Merlo
Technical fouls: Iona College-None. NJIT-None.
Attendance: 460

Score by periods	1st	2nd	Total
Iona College	40	34	**74**
NJIT	31	39	**70**

Points	In Paint	Off T/O	2nd Chanc	Fast Break	Bench
ION	30	6	14	6	19
NJIT	26	13	13	8	19

Last FG - ION 2nd-00:41, NJIT 2nd-00:09.
Largest lead - ION by 12 2nd-18:27, NJIT by 3 1st-18:35.
ION led for 29:58. NJIT led for 04:51. Game was tied for 05:11.

Score tied - 8 times.
Lead changed - 5 times.

Game (5-4) 9 Iona College 83, Yale 67
Non-Conference Game
New Rochelle, NY - Hynes Center
December 12, 2017

Yale 67 • 6-7

##	Player		Total FG-FGA	3-Ptr FG-FGA	FT-FTA	Rebounds Off	Def	Tot	PF	TP	A	TO	Blk	Stl	Min
20	Atkinson, Paul	f	1-1	0-0	0-2	1	4	5	0	2	0	0	0	0	22
32	Reynolds, Blake	f	6-13	1-4	2-2	3	3	6	1	15	3	3	0	2	35
02	Monroe, Eric	g	3-4	3-3	3-4	0	3	3	2	12	3	1	0	2	20
03	Copeland, Alex	g	3-11	0-3	0-0	0	0	0	3	6	5	0	0	0	33
05	Swain, Azar	g	3-7	3-6	2-2	2	1	3	0	11	1	0	0	0	27
04	Yates, Noah		1-2	1-1	0-0	0	2	2	1	3	0	1	0	1	14
13	Phills, Trey		0-1	0-1	4-4	1	2	3	0	4	2	0	0	0	13
14	Alausa, Jameel		0-0	0-0	0-0	0	0	0	0	0	0	2	0	0	4
24	Oni, Miye		4-16	3-9	1-2	2	6	8	3	12	2	2	2	1	26
33	Yess, Wyatt		1-2	0-0	0-0	0	1	1	2	2	0	0	0	0	6
	Team					1	0	1				1			
	Totals		22-57	11-27	12-16	10	22	32	12	67	16	10	2	6	200

FG % 1st Half: 11-27 40.7% 2nd half: 11-30 36.7% Game: 22-57 38.6%
3FG % 1st Half: 6-14 42.9% 2nd half: 5-13 38.5% Game: 11-27 40.7%
FT % 1st Half: 7-10 70.0% 2nd half: 5-6 83.3% Game: 12-16 75.0%

Deadball Rebounds 1

Iona College 83 • 5-4

##	Player		Total FG-FGA	3-Ptr FG-FGA	FT-FTA	Rebounds Off	Def	Tot	PF	TP	A	TO	Blk	Stl	Min
02	Crawford, E.J.	f	8-13	3-6	5-5	0	6	6	0	24	2	0	1	0	33
13	Edogi, TK	f	1-4	0-1	0-0	0	4	4	1	2	0	0	1	1	21
00	McGill, Rickey	g	2-5	0-1	5-5	0	1	1	4	9	6	4	0	0	21
04	Casimir, Schadrac	g	0-1	0-1	0-0	1	0	1	0	0	0	0	0	0	17
15	Much, Deyshonee	g	7-13	4-7	1-3	1	1	2	1	19	3	2	1	1	30
01	Lewis, Zach		3-5	1-1	0-0	0	6	6	3	7	3	0	0	0	20
03	Seaforth, C.J.		2-5	2-5	0-0	0	0	0	2	6	1	0	0	1	17
11	Griffin, Roland		4-5	0-0	0-0	0	5	5	1	8	2	0	0	0	17
12	Taylor, Nils		0-0	0-0	0-0	0	0	0	1	0	1	0	0	0	1
20	Svandrlik, Jan		3-3	1-1	1-1	0	2	2	2	8	0	0	0	1	21
21	Kensmil, Gavin		0-0	0-0	0-0	0	0	0	1	0	0	2	0	0	1
44	Williams, Tyrell		0-0	0-0	0-0	0	1	1	0	0	0	0	1	0	1
	Team					0	2	2				1			
	Totals		30-54	11-23	12-14	2	28	30	16	83	18	9	4	4	200

FG % 1st Half: 16-29 55.2% 2nd half: 14-25 56.0% Game: 30-54 55.6%
3FG % 1st Half: 5-10 50.0% 2nd half: 6-13 46.2% Game: 11-23 47.8%
FT % 1st Half: 7-8 87.5% 2nd half: 5-6 83.3% Game: 12-14 85.7%

Deadball Rebounds 2

Officials: Ron Tyburski, DJ Cartensen, Donnie Eppley
Technical fouls: Yale-None. Iona College-None.
Attendance: 1553

Score by periods	1st	2nd	Total
Yale	35	32	**67**
Iona College	44	39	**83**

Points	In Paint	Off T/O	2nd Chanc	Fast Break	Bench
YALE	22	5	8	2	21
ION	30	12	2	2	29

Last FG - YALE 2nd-00:55, ION 2nd-00:12.
Largest lead - YALE by 7 1st-13:26, ION by 23 2nd-03:17.
YALE led for 06:53. ION led for 29:59. Game was tied for 03:08.

Score tied - 3 times.
Lead changed - 5 times.

Game (5-5) 10 St. John's 69, Iona College 59
Non-Conference Game
New York, NY - Madison Square Garden
December 17, 2017

Iona College 59 • 5-5

##	Player		Total FG-FGA	3-Ptr FG-FGA	FT-FTA	Rebounds Off	Def	Tot	PF	TP	A	TO	Blk	Stl	Min
02	Crawford, E.J.	f	4-10	0-3	4-6	1	4	5	2	12	2	0	0	2	32
13	Edogi, TK	f	0-5	0-1	0-0	1	7	8	4	0	1	0	0	0	21
00	McGill, Rickey	g	3-12	1-7	0-1	1	3	4	1	7	4	5	0	2	34
01	Lewis, Zach	g	3-5	3-4	0-0	0	1	1	3	9	1	2	0	0	25
15	Much, Deyshonee	g	5-12	4-9	1-1	2	3	5	3	15	1	3	0	1	36
03	Seaforth, C.J.		0-0	0-0	0-0	0	0	0	0	0	0	1	0	0	2
04	Casimir, Schadrac		0-3	0-3	0-0	2	1	3	1	0	0	0	0	0	13
11	Griffin, Roland		5-12	1-2	0-2	5	3	8	2	11	1	4	0	0	25
20	Svandrlik, Jan		2-4	1-3	0-0	0	2	2	3	5	0	0	0	0	12
	Team					3	6	9				1			
	Totals		22-63	10-32	5-10	15	30	45	19	59	10	16	0	5	200

FG % 1st Half: 9-29 31.0% 2nd half: 13-34 38.2% Game: 22-63 34.9%
3FG % 1st Half: 5-17 29.4% 2nd half: 5-15 33.3% Game: 10-32 31.3%
FT % 1st Half: 2-4 50.0% 2nd half: 3-6 50.0% Game: 5-10 50.0%

Deadball Rebounds 1

St. John's 69 • 9-2

##	Player		Total FG-FGA	3-Ptr FG-FGA	FT-FTA	Rebounds Off	Def	Tot	PF	TP	A	TO	Blk	Stl	Min
11	Owens, Tariq	f	3-4	0-0	6-6	1	5	6	3	12	0	0	6	0	25
13	Clark II, Marvin	f	4-7	0-2	4-5	2	3	5	1	12	2	3	0	1	35
01	Ahmed, Bashir	g	4-15	0-2	4-7	5	6	11	2	12	2	0	2	0	29
02	Ponds, Shamorie	g	4-13	0-5	8-8	1	4	5	2	16	2	4	0	4	38
05	Simon, Justin	g	7-16	0-0	1-1	1	6	7	5	15	3	1	1	4	37
10	Alibegovic, Amar		0-1	0-1	0-0	0	0	0	1	0	0	0	0	0	5
12	Trimble Jr, Bryan		0-2	0-2	0-0	0	2	2	0	0	0	0	0	0	16
14	Yakwe, Kassoum		1-3	0-0	0-0	0	1	1	1	2	0	0	1	0	15
	Team					0	2	2				1			
	Totals		23-61	0-12	23-27	10	29	39	15	69	9	9	10	9	200

FG % 1st Half: 9-28 32.1% 2nd half: 14-33 42.4% Game: 23-61 37.7%
3FG % 1st Half: 0-7 0.0% 2nd half: 0-5 0.0% Game: 0-12 0.0%
FT % 1st Half: 7-9 77.8% 2nd half: 16-18 88.9% Game: 23-27 85.2%

Deadball Rebounds 2,1

Officials: Mike Stephens, Joe Lindsay, Paul Szelc
Technical fouls: Iona College-None. St. John's-None.
Attendance: 9515
2017 Advance Auto Parts Holiday Festival

Score by periods	1st	2nd	Total
Iona College	25	34	**59**
St. John's	25	44	**69**

Points	In Paint	Off T/O	2nd Chanc	Fast Break	Bench
ION	16	16	6	6	16
STJ	44	24	10	2	2

Last FG - ION 2nd-00:48, STJ 2nd-03:07.
Largest lead - ION by 4 1st-16:52, STJ by 20 2nd-11:17.
ION led for 03:33. STJ led for 33:11. Game was tied for 03:16.

Score tied - 2 times.
Lead changed - 1 time.

Game (6-5) 11 Iona College 82, Holy Cross 68
Non-Conference Game
Worcester, MA - Hart Center
December 19, 2017

Iona College 82 • 6-5

##	Player		Total FG-FGA	3-Ptr FG-FGA	FT-FTA	Rebounds Off	Def	Tot	PF	TP	A	TO	Blk	Stl	Min
02	Crawford, E.J.	f	3-6	3-5	0-0	1	2	3	0	9	1	2	1	0	23
15	Much, Deyshonee	f	4-8	3-6	1-1	1	4	5	2	12	7	2	0	2	34
13	Edogi, TK	c	1-3	0-0	0-0	1	2	3	2	2	0	2	1	0	17
00	McGill, Rickey	g	4-8	3-7	0-0	0	2	2	0	11	5	3	0	1	31
01	Lewis, Zach	g	0-2	0-2	0-0	0	1	1	0	0	0	0	0	0	12
03	Seaforth, C.J.		1-1	1-1	0-0	0	1	1	2	3	1	2	0	0	9
04	Casimir, Schadrac		6-11	6-9	4-5	0	2	2	3	22	5	0	0	2	32
11	Griffin, Roland		3-5	0-0	3-4	0	6	6	2	9	1	2	1	1	22
12	Taylor, Nils		0-0	0-0	0-0	0	0	0	0	0	0	0	0	0	1
20	Svandrlik, Jan		4-7	4-7	0-0	3	1	4	0	12	0	0	0	1	17
21	Kensmil, Gavin		0-0	0-0	0-0	0	0	0	0	0	0	0	0	0	1
44	Williams, Tyrell		1-1	0-0	0-0	0	0	0	0	2	0	0	0	0	1
	Team					1	3	4							
	Totals		27-52	20-37	8-10	7	24	31	11	82	20	13	3	7	200

FG % 1st Half: 13-25 52.0% 2nd half: 14-27 51.9% Game: 27-52 51.9%
3FG % 1st Half: 12-20 60.0% 2nd half: 8-17 47.1% Game: 20-37 54.1%
FT % 1st Half: 0-0 0.0% 2nd half: 8-10 80.0% Game: 8-10 80.0%

Deadball Rebounds 2

Holy Cross 68 • 3-7

##	Player		Total FG-FGA	3-Ptr FG-FGA	FT-FTA	Rebounds Off	Def	Tot	PF	TP	A	TO	Blk	Stl	Min
01	Charles, Karl	f	3-6	1-4	1-1	1	1	2	1	8	3	2	0	2	22
05	Niego, Connor	f	1-5	1-5	0-0	0	1	1	1	3	0	2	0	1	20
20	Floyd, Jehyve	c	4-7	0-0	1-3	4	6	10	2	9	2	1	1	0	32
00	Green, Caleb	g	3-8	1-3	0-0	0	1	1	0	7	2	3	0	3	33
31	Zignorski, Matt	g	1-4	1-3	0-0	0	3	3	1	3	3	0	0	0	23
02	Copeland, Kyle		0-0	0-0	0-0	0	0	0	0	0	0	0	0	0	1
04	Butler, Austin		4-8	4-7	0-0	0	2	2	2	12	2	0	1	0	21
10	Benzan, Patrick		3-7	1-1	1-1	1	1	2	2	8	1	0	0	0	17
11	Powers, Will		0-0	0-0	0-0	0	0	0	0	0	0	0	0	0	1
15	Faw, Matt		2-4	0-1	0-0	0	0	0	1	4	0	0	0	0	8
21	Grandison, Jacob		5-8	3-6	1-1	0	2	2	2	14	0	3	0	1	22
	Team					2	1	3				1			
	Totals		26-57	12-30	4-6	8	18	26	12	68	13	12	2	7	200

FG % 1st Half: 9-25 36.0% 2nd half: 17-32 53.1% Game: 26-57 45.6%
3FG % 1st Half: 5-14 35.7% 2nd half: 7-16 43.8% Game: 12-30 40.0%
FT % 1st Half: 0-0 0.0% 2nd half: 4-6 66.7% Game: 4-6 66.7%

Deadball Rebounds 1

Officials: Bill McCarthy, Dennis Allocco, Tim Kelly
Technical fouls: Iona College-None. Holy Cross-None.
Attendance: 1054

Score by periods	1st	2nd	Total
Iona College	38	44	**82**
Holy Cross	23	45	**68**

Points	In Paint	Off T/O	2nd Chanc	Fast Break	Bench
ION	12	9	6	0	48
HC	16	12	15	2	38

Last FG - ION 2nd-00:17, HC 2nd-00:13.
Largest lead - ION by 19 2nd-17:23, HC by 4 1st-13:42.
ION led for 31:31. HC led for 05:53. Game was tied for 02:36.

Score tied - 2 times.
Lead changed - 2 times.

Game (6-6) 12 Rhode Island 80, Iona College 74
Non-Conference Game
Kingston, RI - Ryan Center
December 21, 2017

Iona College 74 • 6-6

##	Player		Total FG-FGA	3-Ptr FG-FGA	FT-FTA	Rebounds Off	Def	Tot	PF	TP	A	TO	Blk	Stl	Min
02	Crawford, E.J.	f	4-7	1-1	2-2	1	2	3	3	11	1	1	0	1	22
13	Edogi, TK	f	2-4	0-0	0-0	1	3	4	1	4	0	2	1	0	10
00	McGill, Rickey	g	6-8	3-4	1-4	1	1	2	5	16	4	6	0	0	32
01	Lewis, Zach	g	3-7	2-3	0-2	0	2	2	2	8	0	1	2	0	33
15	Much, Deyshonee	g	3-8	0-3	4-6	1	6	7	1	10	0	1	0	0	28
03	Seaforth, C.J.		0-1	0-0	0-0	0	2	2	1	0	1	2	0	1	6
04	Casimir, Schadrac		3-6	0-3	4-4	0	2	2	1	10	3	1	0	1	27
11	Griffin, Roland		5-9	0-0	2-2	0	4	4	5	12	0	0	1	1	30
20	Svandrlik, Jan		1-3	1-3	0-0	2	2	4	2	3	0	0	1	0	12
	Team					1	2	3							
	Totals		27-53	7-17	13-20	7	26	33	21	74	9	14	5	4	200

FG % 1st Half: 12-22 54.5% 2nd half: 15-31 48.4% Game: 27-53 50.9%
3FG % 1st Half: 2-6 33.3% 2nd half: 5-11 45.5% Game: 7-17 41.2%
FT % 1st Half: 5-11 45.5% 2nd half: 8-9 88.9% Game: 13-20 65.0%

Deadball Rebounds 4

Rhode Island 80 • 7-3

##	Player		Total FG-FGA	3-Ptr FG-FGA	FT-FTA	Rebounds Off	Def	Tot	PF	TP	A	TO	Blk	Stl	Min
34	Berry, Andre	f	3-4	0-0	2-2	2	1	3	1	8	0	0	0	0	10
01	Garrett, Jarvis	g	2-5	1-3	2-5	0	5	5	1	7	3	1	0	0	30
11	Dowtin, Jeff	g	5-11	0-0	1-2	2	3	5	3	11	6	2	0	1	34
13	Robinson, Stanford	g	4-11	0-2	4-6	4	6	10	3	12	2	0	1	1	35
32	Terrell, Jared	g	8-17	2-5	5-6	2	2	4	1	23	2	0	0	3	36
00	Matthews, E.C.		1-4	0-1	4-4	0	1	1	3	6	0	1	1	0	16
02	Russell, Fatts		2-6	1-5	2-2	1	1	2	3	7	0	1	0	0	17
10	Langevine, Cyril		2-4	0-0	0-1	1	0	1	2	4	0	3	1	0	8
45	Akele, Nicola		1-4	0-1	0-0	3	0	3	3	2	0	0	0	0	14
	Team					3	3	6				1			
	Totals		28-66	4-17	20-28	18	22	40	20	80	13	9	3	5	200

FG % 1st Half: 12-36 33.3% 2nd half: 16-30 53.3% Game: 28-66 42.4%
3FG % 1st Half: 2-9 22.2% 2nd half: 2-8 25.0% Game: 4-17 23.5%
FT % 1st Half: 4-5 80.0% 2nd half: 16-23 69.6% Game: 20-28 71.4%

Deadball Rebounds 2

Officials: Les Jones, Jeff Clark, Pat Driscoll
Technical fouls: Iona College-None. Rhode Island-None.
Attendance: 4381

Score by periods	1st	2nd	Total
Iona College	31	43	**74**
Rhode Island	30	50	**80**

Points	In Paint	Off T/O	2nd Chanc	Fast Break	Bench
ION	34	12	9	0	25
URI	34	23	21	2	19

Last FG - ION 2nd-00:13, URI 2nd-01:04.
Largest lead - ION by 9 2nd-17:18, URI by 10 2nd-00:54.
ION led for 13:00. URI led for 23:45. Game was tied for 03:15.

Score tied - 6 times.
Lead changed - 10 times.

Game (7-6) (1-0) 13 Iona College 98, Niagara 93 OT
MAAC Game
Lewiston, NY - Gallagher Center
December 29, 2017

Iona College 98 • 7-6, 1-0 MAAC

##	Player		Total FG-FGA	3-Ptr FG-FGA	FT-FTA	Rebounds Off	Def	Tot	PF	TP	A	TO	Blk	Stl	Min
02	Crawford, E.J.	f	4-9	0-2	3-3	1	4	5	1	11	1	0	1	0	29
13	Edogi, TK	f	5-10	0-0	2-2	6	10	16	5	12	1	2	0	0	22
00	McGill, Rickey	g	4-13	1-5	7-9	2	5	7	4	16	4	2	0	0	33
01	Lewis, Zach	g	5-9	4-6	2-4	0	2	2	5	16	1	4	0	3	35
15	Much, Deyshonee	g	4-12	2-6	5-5	1	5	6	2	15	1	3	1	2	33
04	Casimir, Schadrac		2-4	1-2	1-1	1	1	2	1	6	3	1	0	0	23
11	Griffin, Roland		8-19	0-2	4-6	3	8	11	2	20	3	1	2	0	30
20	Svandrlik, Jan		0-5	0-4	2-2	1	2	3	3	2	0	0	2	1	18
21	Kensmil, Gavin		0-0	0-0	0-0	0	0	0	1	0	0	2	0	0	2
	Team					3	0	3							
	Totals		32-81	8-27	26-32	18	37	55	24	98	14	15	6	6	225

FG % 1st Half: 14-37 37.8% 2nd half: 14-38 36.8% OT: 4-6 66.7% Game: 32-81 39.5%
3FG % 1st Half: 2-9 22.2% 2nd half: 5-15 33.3% OT: 1-3 33.3% Game: 8-27 29.6%
FT % 1st Half: 7-11 63.6% 2nd half: 8-10 80.0% OT: 11-11 100.0% Game: 26-32 81.3%

Deadball Rebounds 3

Niagara 93 • 7-7, 0-1 MAAC

##	Player		Total FG-FGA	3-Ptr FG-FGA	FT-FTA	Rebounds Off	Def	Tot	PF	TP	A	TO	Blk	Stl	Min
11	Prochet, Marvin	f	6-10	1-2	3-4	4	11	15	5	16	2	1	1	1	39
32	Robb, Dominic	f	5-7	0-0	0-3	4	3	7	5	10	0	0	1	0	21
04	Tate, Keleaf	g	1-7	0-1	0-0	1	1	2	2	2	0	0	0	1	15
10	Dukes, Kahlil	g	8-25	0-9	4-5	0	3	3	1	20	5	5	0	2	40
13	Scott, Matt	g	7-22	2-8	4-5	6	7	13	4	20	1	4	1	1	44
00	Barton, Chris		4-8	0-0	3-3	0	1	1	1	11	2	0	0	1	27
02	Larkin, Kevin		0-3	0-1	0-0	1	0	1	1	0	0	0	0	0	5
05	Towns, James		2-4	1-3	2-2	0	2	2	1	7	0	2	0	0	14
24	King, Greg		3-4	0-0	1-2	3	3	6	3	7	0	0	0	0	17
30	Kuakumensah, Greg		0-2	0-0	0-0	1	1	2	2	0	0	1	1	0	3
	Team					3	1	4							
	Totals		36-92	4-24	17-24	23	33	56	25	93	10	13	4	6	225

FG % 1st Half: 14-40 35.0% 2nd half: 16-37 43.2% OT: 6-15 40.0% Game: 36-92 39.1%
3FG % 1st Half: 2-11 18.2% 2nd half: 1-8 12.5% OT: 1-5 20.0% Game: 4-24 16.7%
FT % 1st Half: 7-10 70.0% 2nd half: 8-12 66.7% OT: 2-2 100.0% Game: 17-24 70.8%

Deadball Rebounds 3,1

Officials: Steve McJunkins, John Garbinski, Michael Luckie
Technical fouls: Iona College-None. Niagara-None.
Attendance: 966
Iona: Edogi career high 16 rebounds.
Iona: Griffin career high 20 pts & 11 rebounds.

Score by periods	1st	2nd	OT	Total
Iona College	37	41	20	**98**
Niagara	37	41	15	**93**

Points	In Paint	Off T/O	2nd Chanc	Fast Break	Bench
ION	42	14	16	0	28
NIA	48	16	28	10	25

Last FG - ION OT-02:11, NIA OT-00:03.
Largest lead - ION by 17 2nd-15:53, NIA by 4 1st-19:17.
ION led for 30:11. NIA led for 07:38. Game was tied for 07:11.

Score tied - 12 times.
Lead changed - 13 times.

Game (7-7) (1-1) 14 Canisius 85, Iona College 78
MAAC Game
Buffalo, NY - Koessler Center
December 31, 2017

Iona College 78 • 7-7, 1-1 MAAC

##	Player		Total FG-FGA	3-Ptr FG-FGA	FT-FTA	Rebounds Off	Def	Tot	PF	TP	A	TO	Blk	Stl	Min
02	Crawford, E.J.	f	8-11	3-3	2-2	1	2	3	4	21	1	2	1	0	33
13	Edogi, TK	f	0-2	0-0	1-2	2	3	5	1	1	0	4	0	0	13
00	McGill, Rickey	g	10-17	1-5	0-3	0	1	1	4	21	2	1	0	3	31
01	Lewis, Zach	g	3-8	1-5	3-5	0	4	4	4	10	3	1	1	1	37
15	Much, Deyshonee	g	5-12	2-6	2-3	2	10	12	1	14	4	3	0	2	38
03	Seaforth, C.J.		0-0	0-0	0-0	0	1	1	0	0	0	0	0	0	1
04	Casimir, Schadrac		0-0	0-0	0-0	0	0	0	1	0	0	2	0	1	12
11	Griffin, Roland		3-8	0-2	5-9	1	3	4	4	11	1	1	1	0	23
20	Svandrlik, Jan		0-3	0-1	0-0	2	0	2	2	0	0	0	0	1	12
	Team					1	0	1				1			
	Totals		29-61	7-22	13-24	9	24	33	21	78	11	15	3	8	200

FG % 1st Half: 11-29 37.9% 2nd half: 18-32 56.3% Game: 29-61 47.5%
3FG % 1st Half: 3-12 25.0% 2nd half: 4-10 40.0% Game: 7-22 31.8%
FT % 1st Half: 4-5 80.0% 2nd half: 9-19 47.4% Game: 13-24 54.2%

Deadball Rebounds 4

Canisius 85 • 8-7, 2-0 MAAC

##	Player		Total FG-FGA	3-Ptr FG-FGA	FT-FTA	Rebounds Off	Def	Tot	PF	TP	A	TO	Blk	Stl	Min
02	Crumpton, Jermaine	f	9-18	1-4	5-5	4	4	8	2	24	2	4	0	1	36
10	Planincic, Selvedin	c	1-2	0-0	0-0	0	3	3	4	2	0	2	1	0	9
01	Johnson, Malik	g	0-0	0-0	5-7	0	6	6	2	5	5	3	0	3	33
13	Reese, Isaiah	g	7-12	2-6	2-2	0	7	7	2	18	2	2	0	1	31
15	Molson, Takal	g	8-13	1-2	4-5	3	6	9	3	21	2	2	0	1	31
03	Sanks, Jonathan		3-8	3-6	1-1	0	1	1	2	10	2	0	0	0	26
04	White, Jalanni		0-3	0-0	0-0	3	1	4	1	0	0	2	0	0	10
11	Lotts, Marcale		0-1	0-0	2-2	0	1	1	3	2	0	1	0	0	3
14	Foley, Spencer		1-5	1-5	0-0	0	0	0	0	3	1	0	0	0	21
	Team					0	1	1							
	Totals		29-62	8-23	19-22	10	30	40	19	85	14	16	1	6	200

FG % 1st Half: 14-33 42.4% 2nd half: 15-29 51.7% Game: 29-62 46.8%
3FG % 1st Half: 5-12 41.7% 2nd half: 3-11 27.3% Game: 8-23 34.8%
FT % 1st Half: 10-11 90.9% 2nd half: 9-11 81.8% Game: 19-22 86.4%

Deadball Rebounds 2

Officials: D.J. Carstensen, Kevin O'Connell, Joseph Palacz
Technical fouls: Iona College-None. Canisius-None.
Attendance: 969

Score by periods	1st	2nd	Total
Iona College	29	49	**78**
Canisius	43	42	**85**

Points	In Paint	Off T/O	2nd Chanc	Fast Break	Bench
ION	34	16	7	13	11
CAN	38	21	10	5	15

Last FG - ION 2nd-00:11, CAN 2nd-00:16.
Largest lead - ION by 12 1st-09:20, CAN by 16 2nd-19:27.
ION led for 16:25. CAN led for 22:06. Game was tied for 01:29.

Score tied - 2 times.
Lead changed - 3 times.

Game (8-7) (2-1) 15 Iona College 73, Saint Peter's 69
MAAC Game
New Rochelle, NY - Hynes Center
January 5, 2018

Saint Peter's 69 • 7-7, 1-2 MAAC

##	Player		Total FG-FGA	3-Ptr FG-FGA	FT-FTA	Rebounds Off	Def	Tot	PF	TP	A	TO	Blk	Stl	Min
00	Griffin, Nick	*	1-8	0-3	3-5	0	5	5	1	5	3	4	0	0	31
03	Gonzales, Elijah	*	1-4	0-2	0-0	1	3	4	0	2	3	2	0	1	16
11	Enechionyia, Nnamdi	*	3-3	1-1	0-0	0	2	2	2	7	2	1	0	1	28
23	Idowu, Samuel	*	5-8	4-6	6-8	1	1	2	3	20	0	1	2	0	25
24	Taylor, Quinn	*	4-6	1-3	0-0	1	5	6	3	9	1	1	0	0	21
01	Turner, Davauhnte		5-7	1-2	2-2	0	4	4	3	13	2	3	0	0	26
12	Livingston, Jeremiah		0-1	0-0	0-0	0	0	0	0	0	1	1	0	0	9
15	Ndiaye, Mamadou		4-6	0-1	2-4	3	3	6	2	10	0	2	0	0	15
21	Powell, Julian		0-1	0-1	0-0	0	0	0	0	0	1	0	0	0	4
25	Jones, Cameron		1-3	1-2	0-0	0	3	3	1	3	2	3	0	2	25
	Team					0	2	2				2			
	Totals		24-47	8-21	13-19	6	28	34	15	69	15	20	2	4	200

FG % 1st Half: 11-26 42.3% 2nd half: 13-21 61.9% Game: 24-47 51.1%
3FG % 1st Half: 6-17 35.3% 2nd half: 2-4 50.0% Game: 8-21 38.1%
FT % 1st Half: 0-2 0.0% 2nd half: 13-17 76.5% Game: 13-19 68.4%

Deadball Rebounds 3,2

Iona College 73 • 8-7, 2-1 MAAC

##	Player		Total FG-FGA	3-Ptr FG-FGA	FT-FTA	Rebounds Off	Def	Tot	PF	TP	A	TO	Blk	Stl	Min
00	McGill, Rickey	*	7-14	3-6	2-3	1	4	5	1	19	4	2	0	3	36
01	Lewis, Zach	*	1-3	1-3	0-0	0	2	2	2	3	11	2	0	2	35
02	Crawford, E.J.	*	2-8	0-5	1-1	0	2	2	0	5	0	2	0	0	23
11	Griffin, Roland	*	3-6	0-0	1-2	1	1	2	4	7	0	2	0	0	15
15	Much, Deyshonee	*	1-3	1-3	0-0	0	1	1	4	3	0	2	0	0	15
04	Casimir, Schadrac		5-9	5-8	3-6	0	4	4	2	18	1	1	0	1	35
13	Edogi, TK		4-8	0-0	4-5	3	3	6	4	12	1	1	1	2	24
20	Svandrlik, Jan		2-6	2-6	0-0	0	3	3	2	6	2	0	0	0	14
44	Williams, Tyrell		0-0	0-0	0-0	0	0	0	0	0	0	0	0	0	3
	Team					0	0	0				1			
	Totals		25-57	12-31	11-17	5	20	25	19	73	19	13	1	8	200

FG % 1st Half: 10-30 33.3% 2nd half: 15-27 55.6% Game: 25-57 43.9%
3FG % 1st Half: 6-18 33.3% 2nd half: 6-13 46.2% Game: 12-31 38.7%
FT % 1st Half: 3-4 75.0% 2nd half: 8-13 61.5% Game: 11-17 64.7%

Deadball Rebounds 3

Officials: Andrew Maira, Adam Vandenburgh, Mel Chettum
Technical fouls: Saint Peter's-None. Iona College-None.
Attendance: 1376

Score by periods	1st	2nd	Total
Saint Peter's	28	41	**69**
Iona College	29	44	**73**

Points	In Paint	Off T/O	2nd Chanc	Fast Break	Bench
SPU	28	15	4	0	26
ION	22	26	3	10	36

Last FG - SPU 2nd-00:02, ION 2nd-00:12.
Largest lead - SPU by 11 1st-16:18, ION by 7 2nd-16:25.
SPU led for 26:29. ION led for 11:28. Game was tied for 02:03.

Score tied - 4 times.
Lead changed - 9 times.

Game (9-7) (3-1) 16 Iona College 84, Fairfield 65
MAAC Game
New Rochelle, NY - Hynes Center
January 7, 2018

Fairfield 65 • 6-9, 1-3 MAAC

##	Player		Total FG-FGA	3-Ptr FG-FGA	FT-FTA	Rebounds Off	Def	Tot	PF	TP	A	TO	Blk	Stl	Min
13	Kasibabu, Jonathan	f	5-6	0-0	0-2	1	0	1	0	10	1	4	1	0	23
15	Methnani, Wassef	f	3-8	0-2	0-0	1	5	6	5	6	1	1	0	1	21
01	Segura, Jerome	g	1-5	0-0	0-0	0	2	2	0	2	5	1	0	0	17
03	Nelson, Tyler	g	4-11	3-9	5-5	1	2	3	3	16	2	3	0	1	32
23	Flavors Jr., Ferron	g	5-12	3-8	0-0	0	2	2	1	13	1	0	0	1	32
02	Benning, Taj		1-2	0-0	0-0	0	0	0	2	2	0	1	0	0	13
05	Kavaliauskas, Aidas		1-2	1-1	0-0	1	2	3	3	3	4	0	0	1	17
12	Peterson, Kevin		1-2	0-0	0-0	0	1	1	4	2	2	1	2	0	17
14	Milin, Matija		1-3	0-0	0-0	0	2	2	1	2	0	0	0	0	7
24	Cruz, Jesus		3-4	0-0	0-1	0	3	3	2	6	1	2	0	1	10
30	El-Sheikh, Omar		1-2	0-0	1-2	0	2	2	2	3	0	0	0	0	11
	Team					0	1	1							
	Totals		26-57	7-20	6-10	4	22	26	23	65	17	13	3	5	200

FG % 1st Half: 13-28 46.4% 2nd half: 13-29 44.8% Game: 26-57 45.6%
3FG % 1st Half: 4-9 44.4% 2nd half: 3-11 27.3% Game: 7-20 35.0%
FT % 1st Half: 4-6 66.7% 2nd half: 2-4 50.0% Game: 6-10 60.0%

Deadball Rebounds 1

Iona College 84 • 9-7, 3-1 MAAC

##	Player		Total FG-FGA	3-Ptr FG-FGA	FT-FTA	Rebounds Off	Def	Tot	PF	TP	A	TO	Blk	Stl	Min
02	Crawford, E.J.	f	1-8	1-4	0-0	0	4	4	0	3	1	0	1	0	18
13	Edogi, TK	f	5-5	0-0	1-2	6	6	12	1	11	0	3	1	1	28
00	McGill, Rickey	g	4-10	1-3	4-4	1	3	4	1	13	7	3	0	2	28
01	Lewis, Zach	g	0-3	0-2	1-2	0	2	2	1	1	1	2	1	0	17
04	Casimir, Schadrac	g	3-8	3-6	2-2	0	2	2	3	11	3	1	0	1	28
03	Seaforth, C.J.		1-4	1-3	0-0	1	1	2	0	3	1	0	0	0	10
11	Griffin, Roland		0-2	0-0	0-0	1	1	2	2	0	1	0	0	0	11
15	Much, Deyshonee		9-13	6-10	8-8	0	6	6	1	32	7	1	0	3	36
20	Svandrlik, Jan		2-5	2-4	4-6	2	1	3	1	10	0	0	1	1	22
21	Kensmil, Gavin		0-0	0-0	0-0	0	0	0	0	0	0	0	0	0	1
44	Williams, Tyrell		0-0	0-0	0-0	0	1	1	0	0	0	0	0	0	1
	Team					3	3	6				2			
	Totals		25-58	14-32	20-24	14	30	44	10	84	21	12	4	8	200

FG % 1st Half: 13-30 43.3% 2nd half: 12-28 42.9% Game: 25-58 43.1%
3FG % 1st Half: 8-17 47.1% 2nd half: 6-15 40.0% Game: 14-32 43.8%
FT % 1st Half: 3-5 60.0% 2nd half: 17-19 89.5% Game: 20-24 83.3%

Deadball Rebounds 1

Officials: Earl Walton, Courtney Green, Anthony Burris
Technical fouls: Fairfield-None. Iona College-None.
Attendance: 1749

Score by periods	1st	2nd	Total
Fairfield	34	31	**65**
Iona College	37	47	**84**

Points	In Paint	Off T/O	2nd Chanc	Fast Break	Bench
FFD	30	16	8	4	18
ION	22	19	15	14	45

Last FG - FFD 2nd-02:18, ION 2nd-01:29.
Largest lead - FFD by 5 1st-17:42, ION by 19 2nd-01:29.
FFD led for 07:00. ION led for 31:23. Game was tied for 01:28.

Score tied - 2 times.
Lead changed - 7 times.

Game (10-7) (4-1) 17 Iona College 71, Siena 69
MAAC Game
New Rochelle, NY - Hynes Center
January 11, 2018

Siena 69 • 5-13, 1-4 MAAC

##	Player		Total FG-FGA	3-Ptr FG-FGA	FT-FTA	Rebounds Off	Def	Tot	PF	TP	A	TO	Blk	Stl	Min
15	Oduro, Prince	f	3-3	0-0	2-4	0	4	4	3	8	1	2	0	0	24
32	Fisher, Evan	f	3-5	0-1	3-5	2	3	5	4	9	0	1	0	0	23
20	Penn, Roman	g	3-7	1-3	2-2	0	5	5	0	9	7	2	1	0	35
21	Shivers, Ahsante	g	6-10	0-2	1-2	1	2	3	2	13	2	3	1	0	36
23	Horn, Jordan	g	4-12	4-7	0-0	0	2	2	4	12	1	1	0	0	27
05	Smithen, Kadeem		0-0	0-0	0-0	0	2	2	0	0	1	0	0	0	8
11	Huerter, Jr., Thomas		4-5	1-2	0-0	0	4	4	4	9	0	2	1	0	25
13	Richard, Khalil		2-6	2-4	1-2	0	2	2	1	7	0	1	0	0	16
34	Degnan, Kevin		1-1	0-0	0-0	0	2	2	0	2	0	1	1	0	6
	Team					1	2	3				2			
	Totals		26-49	8-19	9-15	4	28	32	18	69	12	15	4	0	200

FG % 1st Half: 16-25 64.0% 2nd half: 10-24 41.7% Game: 26-49 53.1%
3FG % 1st Half: 5-9 55.6% 2nd half: 3-10 30.0% Game: 8-19 42.1%
FT % 1st Half: 3-6 50.0% 2nd half: 6-9 66.7% Game: 9-15 60.0%

Deadball Rebounds 3

Iona College 71 • 10-7, 4-1 MAAC

##	Player		Total FG-FGA	3-Ptr FG-FGA	FT-FTA	Rebounds Off	Def	Tot	PF	TP	A	TO	Blk	Stl	Min
11	Griffin, Roland	f	3-12	0-0	9-10	3	5	8	2	15	3	2	0	2	21
13	Edogi, TK	f	3-6	0-0	2-2	3	4	7	2	8	0	1	0	1	26
00	McGill, Rickey	g	3-6	0-1	4-7	2	4	6	1	10	2	2	1	0	37
04	Casimir, Schadrac	g	6-13	3-6	2-3	0	0	0	3	17	2	0	0	2	30
15	Much, Deyshonee	g	3-9	2-3	0-0	1	2	3	2	8	1	2	0	2	32
01	Lewis, Zach		1-3	1-3	1-2	0	4	4	2	4	5	2	1	0	28
03	Seaforth, C.J.		2-4	1-2	0-0	0	0	0	1	5	0	0	0	0	11
20	Svandrlik, Jan		1-3	1-1	1-2	0	0	0	1	4	0	0	0	0	12
21	Kensmil, Gavin		0-1	0-0	0-0	0	2	2	1	0	0	0	0	0	3
	Team					2	1	3							
	Totals		22-57	8-16	19-26	11	22	33	15	71	13	9	2	7	200

FG % 1st Half: 12-29 41.4% 2nd half: 10-28 35.7% Game: 22-57 38.6%
3FG % 1st Half: 5-8 62.5% 2nd half: 3-8 37.5% Game: 8-16 50.0%
FT % 1st Half: 5-9 55.6% 2nd half: 14-17 82.4% Game: 19-26 73.1%

Deadball Rebounds 3

Officials: Rob Riley, Brandon Cruz, Ken Clark
Technical fouls: Siena-None. Iona College-None.
Attendance: 1639

Score by periods	1st	2nd	Total
Siena	40	29	**69**
Iona College	34	37	**71**

Points	In Paint	Off T/O	2nd Chanc	Fast Break	Bench
SIE	26	6	6	0	18
ION	28	13	16	6	13

Last FG - SIE 2nd-00:00, ION 2nd-01:55.
Largest lead - SIE by 12 2nd-11:40, ION by 6 2nd-01:55.
SIE led for 26:18. ION led for 10:55. Game was tied for 02:47.

Score tied - 6 times.
Lead changed - 7 times.

Game (11-7) (5-1) 18 Iona College 91, Rider 64
MAAC Game
New Rochelle, NY - Hynes Center
January 14, 2018

Rider 64 • 11-7, 4-2 MAAC

##	Player		Total FG-FGA	3-Ptr FG-FGA	FT-FTA	Rebounds Off	Def	Tot	PF	TP	A	TO	Blk	Stl	Min
20	Marshall, Tyere	c	5-9	0-0	0-0	2	1	3	1	10	3	4	0	2	23
02	Allen, Jordan	g	3-7	2-6	0-0	0	1	1	1	8	0	0	1	1	29
12	Durham, Anthony	g	3-7	0-1	0-0	2	2	4	3	6	4	2	0	1	31
14	Vaughn, Dimencio	g	4-9	0-2	3-6	2	3	5	2	11	0	3	0	1	22
23	Jordan, Stevie	g	6-8	2-2	0-0	1	2	3	1	14	3	1	0	0	17
05	Randall, Tyrei		1-5	0-2	0-0	1	0	1	2	2	0	1	0	2	15
10	Washington-Ives, Kea		0-2	0-2	0-0	0	0	0	1	0	0	0	0	0	11
11	Eke, Devine		1-1	0-0	0-3	1	3	4	2	2	0	1	0	0	12
13	Scott, Frederick		4-11	0-0	1-8	3	5	8	3	9	0	7	0	0	22
15	Cisse, Karamoko		0-0	0-0	0-0	1	1	2	1	0	0	1	0	0	11
44	Wilson, Paxton		1-1	0-0	0-0	0	1	1	0	2	0	0	0	0	7
	Team					1	1	2	1						
	Totals		28-60	4-15	4-17	14	20	34	18	64	10	20	1	7	200

FG % 1st Half: 17-31 54.8% 2nd half: 11-29 37.9% Game: 28-60 46.7%
3FG % 1st Half: 4-9 44.4% 2nd half: 0-6 0.0% Game: 4-15 26.7%
FT % 1st Half: 2-3 66.7% 2nd half: 2-14 14.3% Game: 4-17 23.5%

Deadball Rebounds 7

Iona College 91 • 11-7, 5-1 MAAC

##	Player		Total FG-FGA	3-Ptr FG-FGA	FT-FTA	Rebounds Off	Def	Tot	PF	TP	A	TO	Blk	Stl	Min
13	Edogi, TK	f	1-2	0-0	0-0	1	0	1	4	2	0	2	0	0	9
00	McGill, Rickey	g	5-10	1-4	2-2	1	1	2	1	13	9	1	1	1	34
01	Lewis, Zach	g	2-6	2-6	3-3	0	1	1	1	9	1	2	0	2	28
04	Casimir, Schadrac	g	4-5	3-4	4-4	0	3	3	0	15	4	5	0	1	29
15	Much, Deyshonee	g	5-10	4-6	0-0	0	2	2	1	14	1	4	0	1	29
02	Crawford, E.J.		4-6	2-4	0-0	0	2	2	3	10	2	1	1	1	17
03	Seaforth, C.J.		0-0	0-0	0-0	0	1	1	0	0	0	0	0	0	3
11	Griffin, Roland		4-8	0-0	0-2	0	8	8	4	8	3	2	1	0	27
20	Svandrlik, Jan		4-4	4-4	0-1	1	2	3	0	12	0	0	0	0	13
21	Kensmil, Gavin		3-4	0-0	0-0	1	1	2	2	6	1	0	1	1	9
44	Williams, Tyrell		0-0	0-0	2-2	0	1	1	1	2	0	1	0	0	2
	Team					1	2	3				1			
	Totals		32-55	16-28	11-14	5	24	29	17	91	21	19	4	7	200

FG % 1st Half: 15-26 57.7% 2nd half: 17-29 58.6% Game: 32-55 58.2%
3FG % 1st Half: 8-15 53.3% 2nd half: 8-13 61.5% Game: 16-28 57.1%
FT % 1st Half: 6-9 66.7% 2nd half: 5-5 100.0% Game: 11-14 78.6%

Deadball Rebounds 1

Officials: Jeffrey Anderson, Sean Campbell, Jason Mirabito
Technical fouls: Rider-TEAM. Iona College-None.
Attendance: 1193

Score by periods	1st	2nd	Total
Rider	40	24	**64**
Iona College	44	47	**91**

Points	In Paint	Off T/O	2nd Chanc	Fast Break	Bench
RID	40	18	15	6	15
ION	30	28	5	10	38

Last FG - RID 2nd-02:52, ION 2nd-00:33.
Largest lead - RID by 10 1st-12:21, ION by 27 2nd-00:33.
RID led for 12:22. ION led for 25:56. Game was tied for 01:42.

Score tied - 4 times.
Lead changed - 4 times.

Game (12-7) (6-1) 19 Iona College 76, Monmouth 73
MAAC Game
West Long Branch, NJ - OcenFirst Bank Cr
January 19, 2018

Iona College 76 • 12-7, 6-1 MAAC

##	Player		Total FG-FGA	3-Ptr FG-FGA	FT-FTA	Rebounds Off	Def	Tot	PF	TP	A	TO	Blk	Stl	Min
02	Crawford, E.J.	f	7-16	2-7	0-0	1	0	1	1	16	1	2	0	2	32
13	Edogi, TK	f	4-7	0-0	4-4	1	8	9	3	12	0	1	1	0	25
00	McGill, Rickey	g	7-14	2-6	2-2	1	1	2	3	18	2	3	0	2	36
04	Casimir, Schadrac	g	0-2	0-2	2-2	0	4	4	1	2	2	3	0	1	29
15	Much, Deyshonee	g	2-5	2-5	2-2	0	4	4	2	8	4	1	2	3	36
01	Lewis, Zach		0-3	0-3	0-0	0	2	2	0	0	0	0	0	0	12
03	Seaforth, C.J.		1-2	1-1	0-0	0	0	0	1	3	1	0	0	0	7
11	Griffin, Roland		6-7	0-0	3-5	1	6	7	4	15	1	4	1	1	16
20	Svandrlik, Jan		0-2	0-1	2-2	3	0	3	4	2	1	0	0	0	7
	Team					0	0	0							
	Totals		27-58	7-25	15-17	7	25	32	19	76	12	14	4	9	200

FG % 1st Half: 14-30 46.7% 2nd half: 13-28 46.4% Game: 27-58 46.6%
3FG % 1st Half: 4-13 30.8% 2nd half: 3-12 25.0% Game: 7-25 28.0%
FT % 1st Half: 10-11 90.9% 2nd half: 5-6 83.3% Game: 15-17 88.2%

Deadball Rebounds 0,1

Monmouth 73 • 5-13, 1-5 MAAC

##	Player		Total FG-FGA	3-Ptr FG-FGA	FT-FTA	Rebounds Off	Def	Tot	PF	TP	A	TO	Blk	Stl	Min
04	Traore, Mustapha	f	2-4	0-0	0-1	0	4	4	1	4	0	0	0	0	13
32	Quinn, Diago	c	2-7	0-0	2-4	1	2	3	4	6	0	0	0	1	26
00	Salnave, Ray	g	5-6	2-2	4-6	1	1	2	3	16	3	4	0	2	30
03	Hammond, Deion	g	4-7	3-6	2-2	0	1	1	2	13	2	3	0	1	24
23	Tilghman, Austin	g	3-9	0-2	0-0	2	7	9	0	6	8	5	0	1	34
01	Sarr, Pierre		0-0	0-0	0-0	0	0	0	0	0	0	0	0	0	0+
02	Martin, Melik		4-6	1-2	3-3	1	3	4	2	12	2	0	2	1	20
10	Seaborn, Micah		3-9	3-5	0-0	0	5	5	2	9	1	4	0	1	21
13	McClary, Marcus		0-1	0-0	0-0	0	0	0	1	0	0	0	0	0	4
24	Pillari, Louie		1-3	0-2	0-0	0	0	0	1	2	1	0	0	0	16
33	Tillman, Zac		2-3	0-0	1-2	1	2	3	4	5	0	2	0	0	12
	Team					0	0	0							
	Totals		26-55	9-19	12-18	6	25	31	20	73	17	18	2	7	200

FG % 1st Half: 12-26 46.2% 2nd half: 14-29 48.3% Game: 26-55 47.3%
3FG % 1st Half: 4-10 40.0% 2nd half: 5-9 55.6% Game: 9-19 47.4%
FT % 1st Half: 6-10 60.0% 2nd half: 6-8 75.0% Game: 12-18 66.7%

Deadball Rebounds 3,1

Officials: Ron Tyburski, Paul Szelc, Kevin O'Connell
Technical fouls: Iona College-None. Monmouth-None.
Attendance: 3020

Score by periods	1st	2nd	Total
Iona College	42	34	**76**
Monmouth	34	39	**73**

Points	In Paint	Off T/O	2nd Chanc	Fast Break	Bench
ION	34	19	7	9	20
MON	26	16	7	9	28

Last FG - ION 2nd-00:32, MON 2nd-01:30.
Largest lead - ION by 13 1st-00:53, MON by 4 1st-19:02.
ION led for 19:35. MON led for 15:50. Game was tied for 04:35.

Score tied - 8 times.
Lead changed - 9 times.

Game (12-8) (6-2) 20 Canisius 84, Iona College 82
MAAC Game
New Rochelle, NY - Hynes Center
January 21, 2018

Canisius 84 • 13-8, 7-1 MAAC

##	Player		Total FG-FGA	3-Ptr FG-FGA	FT-FTA	Rebounds Off	Def	Tot	PF	TP	A	TO	Blk	Stl	Min
02	Crumpton, Jermaine	f	8-18	2-6	0-0	2	5	7	0	18	1	0	0	0	33
10	Planincic, Selvedin	c	1-5	1-3	2-2	0	5	5	4	5	1	2	0	1	19
01	Johnson, Malik	g	5-11	2-6	0-0	0	3	3	2	12	8	1	0	3	38
13	Reese, Isaiah	g	8-17	4-10	1-2	0	6	6	2	21	5	0	0	3	35
15	Molson, Takal	g	3-9	2-6	2-2	1	3	4	4	10	6	2	1	0	34
03	Sanks, Jonathan		1-1	1-1	0-0	0	0	0	0	3	1	0	0	0	12
04	White, Jalanni		1-1	0-0	0-0	1	0	1	1	2	0	0	0	0	10
05	Heath, D.J.		0-0	0-0	0-0	0	0	0	0	0	1	0	0	0	2
22	Faulkner, Jibreel		5-7	3-3	0-0	0	1	1	2	13	2	0	0	1	17
	Team					1	1	2				1			
	Totals		32-69	15-35	5-6	5	24	29	15	84	25	6	1	8	200

FG % 1st Half: 17-35 48.6% 2nd half: 15-34 44.1% Game: 32-69 46.4%
3FG % 1st Half: 10-17 58.8% 2nd half: 5-18 27.8% Game: 15-35 42.9%
FT % 1st Half: 0-0 0.0% 2nd half: 5-6 83.3% Game: 5-6 83.3%

Deadball Rebounds 1

Iona College 82 • 12-8, 6-2 MAAC

##	Player		Total FG-FGA	3-Ptr FG-FGA	FT-FTA	Rebounds Off	Def	Tot	PF	TP	A	TO	Blk	Stl	Min
02	Crawford, E.J.	f	5-9	2-4	3-3	1	1	2	2	15	0	1	0	0	27
13	Edogi, TK	f	7-9	0-0	2-3	1	9	10	1	16	1	3	2	0	29
00	McGill, Rickey	g	4-10	1-4	5-6	0	5	5	2	14	12	3	0	1	35
04	Casimir, Schadrac	g	2-6	2-4	2-2	1	1	2	2	8	0	2	0	1	21
15	Much, Deyshonee	g	8-12	1-4	1-1	1	1	2	2	18	1	2	1	1	34
01	Lewis, Zach		1-5	1-4	1-2	0	4	4	1	4	0	0	0	0	17
03	Seaforth, C.J.		1-1	1-1	0-0	0	1	1	1	3	1	1	0	0	8
11	Griffin, Roland		2-4	0-0	0-0	0	8	8	3	4	3	3	1	0	23
20	Svandrlik, Jan		0-1	0-1	0-0	0	1	1	0	0	0	0	0	0	6
	Team					0	1	1				1			
	Totals		30-57	8-22	14-17	4	32	36	14	82	18	16	4	3	200

FG % 1st Half: 17-29 58.6% 2nd half: 13-28 46.4% Game: 30-57 52.6%
3FG % 1st Half: 4-9 44.4% 2nd half: 4-13 30.8% Game: 8-22 36.4%
FT % 1st Half: 4-5 80.0% 2nd half: 10-12 83.3% Game: 14-17 82.4%

Deadball Rebounds 2

Officials: Rob Riley, Nathan Farrell, Tim Kelly
Technical fouls: Canisius-Reese, Isaiah. Iona College-None.
Attendance: 1567

Score by periods	1st	2nd	Total
Canisius	44	40	**84**
Iona College	42	40	**82**

Points	In Paint	Off T/O	2nd Chanc	Fast Break	Bench
CAN	28	18	0	14	18
ION	42	6	3	10	11

Last FG - CAN 2nd-01:51, ION 2nd-02:36.
Largest lead - CAN by 11 1st-07:47, ION by 6 1st-14:46.
CAN led for 30:52. ION led for 07:36. Game was tied for 01:32.

Score tied - 3 times.
Lead changed - 7 times.

Game (13-8) (7-2) 21 Iona College 78, Manhattan 65
MAAC Game
Uniondale, NY - NYCB Live
January 27, 2018

Iona College 78 • 13-8, 7-2 MAAC

##	Player		Total FG-FGA	3-Ptr FG-FGA	FT-FTA	Rebounds Off	Def	Tot	PF	TP	A	TO	Blk	Stl	Min
02	Crawford, E.J.	f	2-8	0-3	1-4	0	2	2	1	5	1	0	0	1	21
13	Edogi, TK	f	5-9	0-0	0-0	2	4	6	2	10	1	1	3	0	29
00	McGill, Rickey	g	5-7	1-2	0-0	0	0	0	4	11	4	2	0	2	26
04	Casimir, Schadrac	g	6-9	5-7	3-3	1	2	3	2	20	3	0	0	0	36
15	Much, Deyshonee	g	4-8	2-4	0-0	1	5	6	2	10	6	1	0	2	31
01	Lewis, Zach		3-5	0-0	4-4	0	4	4	1	10	4	1	0	4	28
11	Griffin, Roland		5-8	0-0	2-3	0	4	4	3	12	1	1	1	0	19
20	Svandrlik, Jan		0-1	0-1	0-0	0	0	0	0	0	0	0	0	0	7
21	Kensmil, Gavin		0-0	0-0	0-0	0	0	0	1	0	0	0	0	0	3
	Team					0	2	2							
	Totals		30-55	8-17	10-14	4	23	27	16	78	20	6	4	9	200

FG % 1st Half:	15-29	51.7%	2nd half:	15-26	57.7%	Game:	30-55	54.5%
3FG % 1st Half:	4-8	50.0%	2nd half:	4-9	44.4%	Game:	8-17	47.1%
FT % 1st Half:	1-4	25.0%	2nd half:	9-10	90.0%	Game:	10-14	71.4%

Deadball Rebounds 3

Manhattan 65 • 10-12, 5-5 MAAC

##	Player		Total FG-FGA	3-Ptr FG-FGA	FT-FTA	Rebounds Off	Def	Tot	PF	TP	A	TO	Blk	Stl	Min
04	Waterman, Zane	f	8-15	1-3	1-2	5	7	12	2	18	3	3	0	1	38
14	Crawford, Calvin	f	4-8	2-4	1-2	1	3	4	0	11	3	3	0	0	35
33	Paulicap, Pauly	f	2-4	0-0	0-3	5	4	9	3	4	0	2	1	0	27
03	Turner, Zavier	g	5-15	3-5	5-6	1	1	2	2	18	2	1	0	0	29
22	Capuano, Thomas	g	0-5	0-1	0-0	0	4	4	4	0	1	0	0	0	17
02	Strzala, Patrick		0-1	0-1	0-0	0	0	0	1	0	0	0	0	0	7
10	Mack, Nehemiah		1-1	0-0	0-0	1	0	1	0	2	0	0	0	0	14
11	Walker Jr., Aaron		4-11	2-5	2-3	1	3	4	1	12	4	2	0	0	27
24	Ebube, Ebube		0-0	0-0	0-0	1	0	1	0	0	1	0	1	0	6
	Team					2	0	2				2			
	Totals		24-60	8-19	9-16	17	22	39	13	65	14	13	2	1	200

FG % 1st Half:	12-27	44.4%	2nd half:	12-33	36.4%	Game:	24-60	40.0%
3FG % 1st Half:	2-11	18.2%	2nd half:	6-8	75.0%	Game:	8-19	42.1%
FT % 1st Half:	1-3	33.3%	2nd half:	8-13	61.5%	Game:	9-16	56.3%

Deadball Rebounds 3

Officials: Larry Scirotto, Ray Perone, Josh White
Technical fouls: Iona College-None. Manhattan-None.
Attendance: 2545

Score by periods	1st	2nd	Total
Iona College	35	43	**78**
Manhattan	27	38	**65**

Points	In Paint	Off T/O	2nd Chanc	Fast Break	Bench
ION	36	11	6	13	22
MAN	26	11	19	3	14

Last FG - ION 2nd-00:48, MAN 2nd-02:14.
Largest lead - ION by 13 2nd-14:22, MAN None.
ION led for 39:10. MAN led for 00:00. Game was tied for 00:50.

Score tied - 1 time.
Lead changed - 0 times.

Game (13-9) (7-3) 22 Fairfield 103, Iona College 100 OT
MAAC Game
Bridgeport, CT - Webster Bank Arena
January 29, 2018

Iona College 100 • 13-9, 7-3 MAAC

##	Player		Total FG-FGA	3-Ptr FG-FGA	FT-FTA	Rebounds Off	Def	Tot	PF	TP	A	TO	Blk	Stl	Min
02	Crawford, E.J.	f	9-14	3-5	5-5	1	6	7	2	26	1	1	0	1	40-
13	Edogi, TK	f	9-16	0-0	1-3	6	7	13	0	19	2	1	1	1	32
00	McGill, Rickey	g	8-17	4-8	2-3	0	4	4	1	22	7	6	0	1	41
04	Casimir, Schadrac	g	3-10	2-7	0-0	0	2	2	3	8	2	1	0	0	27
15	Much, Deyshonee	g	2-5	0-1	0-0	0	3	3	1	4	2	1	0	1	26
01	Lewis, Zach		0-2	0-1	0-0	0	2	2	4	0	1	1	0	3	21
03	Seaforth, C.J.		0-1	0-1	0-0	0	0	0	0	0	0	0	0	0	5
11	Griffin, Roland		9-13	0-0	3-4	3	3	6	3	21	2	2	0	0	29
20	Svandrlik, Jan		0-0	0-0	0-0	0	0	0	0	0	0	0	0	0	1
21	Kensmil, Gavin		0-0	0-0	0-0	0	0	0	1	0	0	1	0	0	2
44	Williams, Tyrell		0-0	0-0	0-0	0	0	0	0	0	0	0	0	0	1
	Team					2	0	2				1			
	Totals		40-78	9-23	11-15	12	27	39	15	100	17	15	1	7	225

FG % 1st Half:	19-33	57.6%	2nd half:	15-35	42.9%	OT:	6-10	60.0%	Game:	40-78	51.3%
3FG % 1st Half:	2-10	20.0%	2nd half:	6-10	60.0%	OT:	1-3	33.3%	Game:	9-23	39.1%
FT % 1st Half:	2-3	66.7%	2nd half:	7-10	70.0%	OT:	2-2	100.0%	Game:	11-15	73.3%

Deadball Rebounds 0,1

Fairfield 103 • 8-13, 3-7 MAAC

##	Player		Total FG-FGA	3-Ptr FG-FGA	FT-FTA	Rebounds Off	Def	Tot	PF	TP	A	TO	Blk	Stl	Min
13	Kasibabu, Jonathan	f	4-4	0-0	2-2	2	4	6	2	10	0	1	1	0	16
23	Flavors Jr., Ferron	f	5-12	3-8	0-0	0	4	4	4	13	1	1	0	0	43
03	Nelson, Tyler	g	10-19	5-9	7-8	1	5	6	0	32	4	3	1	0	42
05	Kavaliauskas, Aidas	g	4-12	2-5	0-0	0	5	5	2	10	12	2	0	2	40-
24	Cruz, Jesus	g	3-8	1-1	1-2	1	3	4	2	8	4	2	0	1	42
01	Segura, Jerome		2-3	2-2	0-0	0	0	0	1	6	2	1	0	1	9
14	Milin, Matija		4-6	1-2	0-0	1	5	6	1	9	2	2	0	0	15
30	El-Sheikh, Omar		7-9	0-0	1-2	2	2	4	4	15	1	1	0	2	18
	Team					0	2	2							
	Totals		39-73	14-27	11-14	7	30	37	16	103	26	13	2	6	225

FG % 1st Half:	15-30	50.0%	2nd half:	19-36	52.8%	OT:	5-7	71.4%	Game:	39-73	53.4%
3FG % 1st Half:	7-11	63.6%	2nd half:	6-14	42.9%	OT:	1-2	50.0%	Game:	14-27	51.9%
FT % 1st Half:	0-0	0.0%	2nd half:	4-6	66.7%	OT:	7-8	87.5%	Game:	11-14	78.6%

Deadball Rebounds 2

Officials: Earl Walton, Andy O'Brien, Marek Drabinski
Technical fouls: Iona College-None. Fairfield-None.
Attendance: 1179

Score by periods	1st	2nd	OT	Total
Iona College	42	43	15	**100**
Fairfield	37	48	18	**103**

Points	In Paint	Off T/O	2nd Chanc	Fast Break	Bench
ION	52	12	7	7	21
FFD	42	23	5	25	30

Last FG - ION OT-00:00, FFD OT-01:07.
Largest lead - ION by 9 2nd-11:05, FFD by 5 OT-00:13.
ION led for 23:14. FFD led for 16:37. Game was tied for 05:09.

Score tied - 11 times.
Lead changed - 19 times.

Game (14-9) (8-3) 23 Iona College 87, Quinnipiac 82 2OT
MAAC Game
New Rochelle, NY - Hynes Center
February 2, 2018

Quinnipiac 82 • 9-14, 6-5 MAAC

##	Player		Total FG-FGA	3-Ptr FG-FGA	FT-FTA	Rebounds Off	Def	Tot	PF	TP	A	TO	Blk	Stl	Min
25	Rigoni, Jacob	f	6-10	4-8	0-0	2	6	8	3	16	2	2	0	1	48
34	Bundu, Abdulai	f	3-4	0-0	0-0	2	4	6	1	6	1	1	0	0	17
01	Young, Cameron	g	12-22	3-11	4-6	3	8	11	4	31	5	4	0	2	49
12	Washington, Isaiah	g	2-8	0-3	3-4	0	4	4	2	7	5	3	0	0	48
15	Kelly, Rich	g	2-9	0-5	0-0	0	2	2	3	4	1	5	0	0	44
00	Robinson, Aaron		1-4	1-4	0-0	1	0	1	2	3	1	0	0	0	11
13	Daniels, Chaise		6-11	0-0	3-6	2	7	9	4	15	0	2	0	2	33
	Team					1	2	3				1			
	Totals		32-68	8-31	10-16	11	33	44	19	82	15	18	0	5	250

FG % 1st Half:	14-29	48.3%	2nd half:	14-26	53.8%	OT:	4-13	30.8%	Game:	32-68	47.1%
3FG % 1st Half:	3-13	23.1%	2nd half:	3-11	27.3%	OT:	2-7	28.6%	Game:	8-31	25.8%
FT % 1st Half:	1-2	50.0%	2nd half:	6-7	85.7%	OT:	3-7	42.9%	Game:	10-16	62.5%

Deadball Rebounds 2

Iona College 87 • 14-9, 8-3 MAAC

##	Player		Total FG-FGA	3-Ptr FG-FGA	FT-FTA	Rebounds Off	Def	Tot	PF	TP	A	TO	Blk	Stl	Min
13	Edogi, TK	f	4-8	0-0	0-2	5	1	6	5	8	0	2	1	1	30
00	McGill, Rickey	g	7-13	0-2	3-6	0	7	7	1	17	8	2	0	1	38
02	Crawford, E.J.	g	3-10	0-3	0-0	0	3	3	2	6	0	1	0	1	23
04	Casimir, Schadrac	g	5-9	1-3	3-5	1	2	3	2	14	3	0	0	1	48
15	Much, Deyshonee	g	4-11	3-5	0-0	0	2	2	1	11	0	1	0	1	26
01	Lewis, Zach		4-8	1-3	2-2	2	3	5	2	11	6	2	0	2	35
11	Griffin, Roland		9-15	0-0	2-3	2	7	9	2	20	2	1	1	2	42
20	Svandrlik, Jan		0-0	0-0	0-0	0	3	3	1	0	0	0	0	0	8
	Team					0	1	1							
	Totals		36-74	5-16	10-18	10	29	39	16	87	19	9	2	9	250

FG % 1st Half:	11-30	36.7%	2nd half:	18-30	60.0%	OT:	7-14	50.0%	Game:	36-74	48.6%
3FG % 1st Half:	2-7	28.6%	2nd half:	2-7	28.6%	OT:	1-2	50.0%	Game:	5-16	31.3%
FT % 1st Half:	4-6	66.7%	2nd half:	3-7	42.9%	OT:	3-5	60.0%	Game:	10-18	55.6%

Deadball Rebounds 3

Officials: Brandon Cruz, Michael Kitts, Anthony Burris
Technical fouls: Quinnipiac-None. Iona College-None.
Attendance: 1857

Score by periods	1st	2nd	OT	OT2	Total
Quinnipiac	32	37	10	3	**82**
Iona College	28	41	10	8	**87**

Points	In Paint	Off T/O	2nd Chanc	Fast Break	Bench
QUI	44	11	13	0	18
ION	42	18	8	19	31

Last FG - QUI OT2-00:24, ION OT2-00:02.
Largest lead - QUI by 8 2nd-18:32, ION by 7 2nd-08:38.
QUI led for 23:11. ION led for 18:00. Game was tied for 08:49.

Score tied - 7 times.
Lead changed - 8 times.

Game (15-9) (9-3) 24 Iona College 98, Marist 64
MAAC Game
Poughkeepsie, NY - McCann Arena
February 4, 2018

Iona College 98 • 15-9, 9-3 MAAC

##	Player		Total FG-FGA	3-Ptr FG-FGA	FT-FTA	Rebounds Off	Def	Tot	PF	TP	A	TO	Blk	Stl	Min
02	Crawford, E.J.	f	6-12	4-7	2-3	1	3	4	2	18	0	1	0	1	29
13	Edogi, TK	f	3-4	0-0	1-2	2	6	8	0	7	0	0	3	0	18
00	McGill, Rickey	g	3-8	0-2	1-2	1	5	6	0	7	9	0	0	3	26
04	Casimir, Schadrac	g	3-5	2-3	2-2	0	3	3	0	10	1	1	0	1	25
15	Much, Deyshonee	g	7-12	7-9	0-0	1	1	2	2	21	2	0	0	2	25
01	Lewis, Zach		3-7	0-1	2-3	0	5	5	2	8	7	2	0	2	25
03	Seaforth, C.J.		1-3	1-3	1-2	0	1	1	1	4	1	1	0	0	9
11	Griffin, Roland		5-7	0-0	0-0	1	5	6	3	10	1	1	1	1	20
20	Svandrlik, Jan		2-5	1-3	2-2	0	0	0	0	7	0	1	1	0	12
21	Kensmil, Gavin		2-3	0-0	0-1	1	1	2	1	4	0	0	0	0	8
44	Williams, Tyrell		1-1	0-0	0-0	0	0	0	0	2	0	0	0	0	3
	Team					0	1	1							
	Totals		36-67	15-28	11-17	7	31	38	11	98	21	7	5	10	200

FG % 1st Half:	20-35	57.1%	2nd half:	16-32	50.0%	Game:	36-67	53.7%			
3FG % 1st Half:	11-18	61.1%	2nd half:	4-10	40.0%	Game:	15-28	53.6%			
FT % 1st Half:	4-6	66.7%	2nd half:	7-11	63.6%	Game:	11-17	64.7%			

Deadball Rebounds 5

Marist 64 • 5-19, 3-9 MAAC

##	Player		Total FG-FGA	3-Ptr FG-FGA	FT-FTA	Rebounds Off	Def	Tot	PF	TP	A	TO	Blk	Stl	Min
14	Dozic, Aleksandar	f	6-11	1-3	0-0	3	4	7	2	13	1	0	0	0	25
30	Funk, Ryan	f	1-8	0-6	0-0	0	3	3	1	2	0	0	0	0	29
11	Sjoberg, Tobias	c	1-2	0-0	0-0	2	4	6	1	2	2	1	1	0	24
02	Parker, Brian	g	8-17	3-7	1-2	1	3	4	3	20	4	2	0	0	34
34	Knudsen, David	g	3-8	1-5	0-0	1	2	3	1	7	1	7	0	1	18
00	Bernardi, Andrea		2-3	2-2	4-4	2	0	2	1	10	1	1	0	0	11
04	Lamb, Isaiah		0-3	0-2	1-2	0	2	2	2	1	0	1	0	0	19
10	Carmello, Ryan		1-1	0-0	0-0	0	0	0	0	2	0	0	0	0	1
22	Williams, Austin		2-6	0-1	1-2	0	3	3	1	5	1	2	0	0	16
25	Lee, Tucker		0-0	0-0	0-0	0	1	1	0	0	0	0	0	0	1
32	Servetas, Michael		0-1	0-0	0-0	0	1	1	0	0	0	0	0	0	1
33	McClenaghan, Connor		1-4	0-0	0-0	1	0	1	2	2	0	1	0	0	11
35	Gummerus, Lasse		0-1	0-1	0-0	0	0	0	0	0	0	0	0	0	10
	Team					1	1	2				1			
	Totals		25-65	7-27	7-10	11	24	35	14	64	10	16	1	1	200

FG % 1st Half:	12-31	38.7%	2nd half:	13-34	38.2%	Game:	25-65	38.5%			
3FG % 1st Half:	5-14	35.7%	2nd half:	2-13	15.4%	Game:	7-27	25.9%			
FT % 1st Half:	1-2	50.0%	2nd half:	6-8	75.0%	Game:	7-10	70.0%			

Deadball Rebounds 1,1

Officials: Ron Tyburski, D.J. Carstensen, Rob Snedden
Technical fouls: Iona College-None. Marist-None.
Attendance: 1145
Flagrant 1 assessed to Marist #2 Brian Parker at 03:39 1st half

Score by periods	1st	2nd	Total
Iona College	55	43	**98**
Marist	30	34	**64**

Points	In Paint	Off T/O	2nd Chanc	Fast Break	Bench
ION	34	23	2	13	35
MAR	32	5	12	0	20

Last FG - ION 2nd-01:35, MAR 2nd-00:22.
Largest lead - ION by 41 2nd-06:31, MAR by 2 1st-19:46.
ION led for 39:21. MAR led for 00:18. Game was tied for 00:14.

Score tied - 0 times.
Lead changed - 1 time.

Game (15-10) (9-4) 25 Monmouth 72, Iona College 50
MAAC Game
New Rochelle, NY - Hynes Center
February 8, 2018

Monmouth 72 • 8-16, 4-8 MAAC

##	Player		Total FG-FGA	3-Ptr FG-FGA	FT-FTA	Rebounds Off	Def	Tot	PF	TP	A	TO	Blk	Stl	Min
02	Martin, Melik	f	3-6	0-1	3-5	2	3	5	1	9	5	2	0	0	32
32	Quinn, Diago	f	2-5	0-0	0-2	2	4	6	5	4	0	1	1	1	19
13	McClary, Marcus	g	3-3	0-0	0-0	1	2	3	1	6	1	0	0	0	22
23	Tilghman, Austin	g	2-4	0-1	2-3	1	4	5	0	6	5	2	0	1	39
24	Pillari, Louie	g	7-14	4-9	3-3	0	6	6	1	21	1	1	0	1	23
00	Salnave, Ray		3-6	0-1	2-5	1	5	6	1	8	1	2	0	1	17
01	Sarr, Pierre		0-0	0-0	2-2	1	2	3	0	2	0	0	0	0	7
03	Hammond, Deion		3-11	2-6	0-0	0	4	4	0	8	1	0	0	1	19
15	Pillari, Dan		0-0	0-0	2-2	0	0	0	0	2	0	1	0	0	1
33	Tillman, Zac		3-6	0-0	0-1	1	3	4	4	6	1	2	3	1	20
44	Ibiezugbe, Sam		0-0	0-0	0-0	0	0	0	2	0	0	0	0	0	1
	Team					2	0	2				1			
	Totals		26-55	6-18	14-23	11	33	44	15	72	15	12	4	6	200

FG % 1st Half: 17-31 54.8% 2nd half: 9-24 37.5% Game: 26-55 47.3%
3FG % 1st Half: 4-10 40.0% 2nd half: 2-8 25.0% Game: 6-18 33.3%
FT % 1st Half: 3-5 60.0% 2nd half: 11-18 61.1% Game: 14-23 60.9%

Deadball Rebounds 4

Iona College 50 • 15-10, 9-4 MAAC

##	Player		Total FG-FGA	3-Ptr FG-FGA	FT-FTA	Rebounds Off	Def	Tot	PF	TP	A	TO	Blk	Stl	Min
02	Crawford, E.J.	f	7-16	3-9	2-3	1	4	5	1	19	1	3	0	2	30
13	Edogi, TK	f	1-2	0-0	0-0	0	2	2	1	2	0	0	1	0	19
00	McGill, Rickey	g	3-7	0-1	2-2	0	5	5	2	8	4	3	2	1	26
04	Casimir, Schadrac	g	2-8	2-6	0-0	1	2	3	3	6	1	1	0	0	30
15	Much, Deyshonee	g	2-8	1-7	0-0	1	2	3	1	5	3	1	1	0	29
01	Lewis, Zach		0-2	0-2	0-0	0	1	1	2	0	1	3	1	2	16
03	Seaforth, C.J.		2-3	1-2	0-0	0	1	1	4	5	0	1	0	0	12
11	Griffin, Roland		1-6	0-0	1-2	0	1	1	1	3	0	0	0	0	15
20	Svandrlik, Jan		0-5	0-5	0-0	2	1	3	2	0	0	0	0	0	14
21	Kensmil, Gavin		0-0	0-0	0-2	0	1	1	3	0	0	1	1	0	4
44	Williams, Tyrell		1-1	0-0	0-1	2	1	3	0	2	0	0	0	0	5
	Team					2	2	4							
	Totals		19-58	7-32	5-10	9	23	32	20	50	10	13	6	5	200

FG % 1st Half: 9-30 30.0% 2nd half: 10-28 35.7% Game: 19-58 32.8%
3FG % 1st Half: 3-18 16.7% 2nd half: 4-14 28.6% Game: 7-32 21.9%
FT % 1st Half: 3-4 75.0% 2nd half: 2-6 33.3% Game: 5-10 50.0%

Deadball Rebounds 2

Officials: Rob Riley, Larry Scirotto, Wally Rutecki
Technical fouls: Monmouth-None. Iona College-None.
Attendance: 1371

Score by periods	1st	2nd	Total
Monmouth	41	31	**72**
Iona College	24	26	**50**

Points	In Paint	Off T/O	2nd Chanc	Fast Break	Bench
MON	32	18	11	11	26
ION	24	15	3	6	10

Last FG - MON 2nd-05:08, ION 2nd-00:19.
Largest lead - MON by 24 2nd-08:50, ION by 3 1st-16:05.
MON led for 35:51. ION led for 01:43. Game was tied for 02:26.

Score tied - 3 times.
Lead changed - 2 times.

Game (16-10) (10-4) 26 Iona College 86, Saint Peter's 77
MAAC Game
Jersey City, NJ - Yanitelli Center
February 10, 2018

Iona College 86 • 16-10, 10-4 MAAC

##	Player		Total FG-FGA	3-Ptr FG-FGA	FT-FTA	Rebounds Off	Def	Tot	PF	TP	A	TO	Blk	Stl	Min
02	Crawford, E.J.	f	7-12	3-7	1-1	0	6	6	1	18	3	0	0	0	35
13	Edogi, TK	f	2-4	0-0	2-2	0	4	4	3	6	0	1	1	0	21
00	McGill, Rickey	g	2-8	1-2	3-4	1	6	7	1	8	9	3	0	1	36
01	Lewis, Zach	g	4-8	3-6	4-4	0	0	0	0	15	2	3	0	2	25
04	Casimir, Schadrac	g	5-8	2-5	3-4	0	1	1	3	15	3	0	0	1	38
03	Seaforth, C.J.		0-0	0-0	0-0	0	1	1	2	0	0	2	0	0	7
11	Griffin, Roland		8-10	0-0	6-9	2	2	4	4	22	2	3	0	1	30
20	Svandrlik, Jan		0-1	0-1	0-0	0	0	0	0	0	0	0	0	0	6
44	Williams, Tyrell		0-0	0-0	0-0	0	0	0	1	0	0	0	0	0	2
	Team					0	5	5		*2					
	Totals		28-51	9-21	19-24	3	25	28	15	86	19	12	1	5	200

FG % 1st Half: 11-24 45.8% 2nd half: 17-27 63.0% Game: 28-51 54.9%
3FG % 1st Half: 3-11 27.3% 2nd half: 6-10 60.0% Game: 9-21 42.9%
FT % 1st Half: 6-9 66.7% 2nd half: 13-15 86.7% Game: 19-24 79.2%

Deadball Rebounds 3

Saint Peter's 77 • 10-15, 4-10 MAAC

##	Player		Total FG-FGA	3-Ptr FG-FGA	FT-FTA	Rebounds Off	Def	Tot	PF	TP	A	TO	Blk	Stl	Min
11	Enechionyia, Nnamdi	f	1-4	0-1	0-0	1	2	3	2	2	0	2	0	0	16
23	Idowu, Samuel	f	7-15	0-2	0-0	2	9	11	3	14	1	1	0	1	31
00	Griffin, Nick	g	4-10	4-10	2-3	0	4	4	1	14	1	0	1	1	32
03	Gonzales, Elijah	g	3-4	1-2	0-0	0	2	2	2	7	6	2	0	2	24
24	Taylor, Quinn	g	4-12	0-1	1-2	6	0	6	3	9	2	3	0	2	31
01	Turner, Davauhnte		9-15	1-2	2-4	1	0	1	3	21	3	0	0	1	33
15	Ndiaye, Mamadou		1-2	0-0	2-2	1	3	4	3	4	0	0	0	0	8
21	Powell, Julian		0-0	0-0	0-0	1	0	1	0	0	1	0	0	0	6
25	Jones, Cameron		2-7	2-6	0-0	1	1	2	4	6	1	2	0	0	19
	Team					1	1	2				1			
	Totals		31-69	8-24	7-11	14	22	36	21	77	15	11	1	7	200

FG % 1st Half: 13-36 36.1% 2nd half: 18-33 54.5% Game: 31-69 44.9%
3FG % 1st Half: 3-11 27.3% 2nd half: 5-13 38.5% Game: 8-24 33.3%
FT % 1st Half: 0-2 0.0% 2nd half: 7-9 77.8% Game: 7-11 63.6%

Deadball Rebounds 3

Officials: Andrew Maira, Chris Slattery, Mike Kelly
Technical fouls: Iona College-None. Saint Peter's-None.
Attendance: 745
* - points scored by the other team (wrong basket)

Score by periods	1st	2nd	Total
Iona College	31	55	**86**
Saint Peter's	29	48	**77**

Points	In Paint	Off T/O	2nd Chanc	Fast Break	Bench
ION	36	9	2	14	22
SPU	44	15	17	0	31

Last FG - ION 2nd-00:48, SPU 2nd-00:57.
Largest lead - ION by 12 2nd-16:06, SPU by 5 1st-17:06.
ION led for 33:53. SPU led for 02:48. Game was tied for 03:19.

Score tied - 2 times.
Lead changed - 1 time.

Game (16-11) (10-5) 27 Siena 82, Iona College 78 OT
MAAC Game
Albany, NY - Times Union Center
February 12, 2018

Iona College 78 • 16-11, 10-5 MAAC

##	Player		Total FG-FGA	3-Ptr FG-FGA	FT-FTA	Rebounds Off	Def	Tot	PF	TP	A	TO	Blk	Stl	Min
02	Crawford, E.J.	f	7-13	1-5	0-2	0	2	2	2	15	1	1	0	1	33
13	Edogi, TK	f	7-11	0-0	0-0	5	8	13	4	14	0	0	1	0	39
00	McGill, Rickey	g	5-12	1-2	2-2	0	3	3	2	13	7	1	0	1	41
01	Lewis, Zach	g	4-13	3-6	0-0	0	2	2	1	11	0	0	1	1	34
04	Casimir, Schadrac	g	1-8	1-5	1-2	1	0	1	2	4	3	0	0	1	31
03	Seaforth, C.J.		0-0	0-0	0-0	0	0	0	1	0	0	1	0	0	4
11	Griffin, Roland		6-12	0-0	9-11	2	7	9	3	21	1	3	0	1	30
20	Svandrlik, Jan		0-1	0-1	0-0	0	1	1	2	0	1	0	0	0	10
21	Kensmil, Gavin		0-0	0-0	0-0	1	0	1	1	0	0	0	0	0	3
	Team					1	1	2							
	Totals		30-70	6-19	12-17	10	24	34	18	78	13	6	2	5	225

FG % 1st Half: 15-33 45.5% 2nd half: 11-30 36.7% OT: 4-7 57.1% Game: 30-70 42.9%
3FG % 1st Half: 3-8 37.5% 2nd half: 2-9 22.2% OT: 1-2 50.0% Game: 6-19 31.6%
FT % 1st Half: 3-4 75.0% 2nd half: 6-9 66.7% OT: 3-4 75.0% Game: 12-17 70.6%

Deadball Rebounds 3,2

Siena 82 • 8-19, 4-10 MAAC

##	Player		Total FG-FGA	3-Ptr FG-FGA	FT-FTA	Rebounds Off	Def	Tot	PF	TP	A	TO	Blk	Stl	Min
15	Oduro, Prince	f	5-12	0-0	2-7	3	3	6	2	12	2	2	1	0	29
32	Fisher, Evan	f	8-10	3-4	2-2	1	8	9	3	21	1	3	0	1	38
05	Smithen, Kadeem	g	1-4	0-0	3-4	2	8	10	3	5	6	0	1	0	31
13	Richard, Khalil	g	9-19	0-2	4-4	2	3	5	0	22	4	2	1	0	41
23	Horn, Jordan	g	6-14	4-11	2-2	0	5	5	1	18	1	0	1	0	42
02	Bentley, Christian		0-0	0-0	0-0	0	0	0	0	0	0	0	0	0	1
11	Huerter, Jr., Thomas		1-1	0-0	0-0	0	3	3	5	2	2	0	1	0	23
21	Shivers, Ahsante		0-3	0-2	0-0	1	1	2	1	0	1	2	0	1	14
35	Friday, Sammy		1-1	0-0	0-0	0	0	0	2	2	0	0	0	0	6
	Team					0	0	0				2			
	Totals		31-64	7-19	13-19	9	31	40	17	82	17	11	5	2	225

FG % 1st Half: 13-27 48.1% 2nd half: 13-31 41.9% OT: 5-6 83.3% Game: 31-64 48.4%
3FG % 1st Half: 4-11 36.4% 2nd half: 1-6 16.7% OT: 2-2 100.0% Game: 7-19 36.8%
FT % 1st Half: 3-4 75.0% 2nd half: 6-9 66.7% OT: 4-6 66.7% Game: 13-19 68.4%

Deadball Rebounds 4,1

Officials: Jeff Anderson, Donnie Eppley, Brian O'Connell
Technical fouls: Iona College-None. Siena-None.
Attendance: 5773
Schadrac Casimir - 39th player in Iona history with 1,000 career points

Score by periods	1st	2nd	OT	Total
Iona College	36	30	12	**78**
Siena	33	33	16	**82**

Points	In Paint	Off T/O	2nd Chanc	Fast Break	Bench
ION	44	6	14	6	21
SIE	24	7	4	0	4

Last FG - ION OT-00:17, SIE OT-01:54.
Largest lead - ION by 6 2nd-16:06, SIE by 6 1st-15:36.
ION led for 24:33. SIE led for 14:49. Game was tied for 05:38.

Score tied - 6 times.
Lead changed - 10 times.

Game (16-12) (10-6) 28 Niagara 85, Iona College 84
MAAC Game
New Rochelle, NY - Hynes Center
February 16, 2018

Niagara 85 • 18-10, 11-4 MAAC

##	Player		Total FG-FGA	3-Ptr FG-FGA	FT-FTA	Rebounds Off	Def	Tot	PF	TP	A	TO	Blk	Stl	Min
11	Prochet, Marvin	f	4-11	3-7	3-6	3	5	8	3	14	1	0	1	0	31
24	King, Greg	f	3-6	0-0	0-0	4	8	12	3	6	0	1	1	0	25
02	Larkin, Kevin	g	1-6	0-2	1-2	1	10	11	2	3	0	1	0	0	31
10	Dukes, Kahlil	g	6-16	1-7	4-6	0	2	2	3	17	1	2	0	0	33
13	Scott, Matt	g	4-8	2-2	0-0	1	1	2	0	10	1	1	1	0	11
00	Barton, Chris		1-1	0-0	0-0	0	1	1	1	2	0	0	0	0	5
04	Tate, Keleaf		0-1	0-1	0-0	0	0	0	0	0	0	0	0	1	8
05	Towns, James		7-12	1-2	5-8	0	3	3	1	20	7	3	0	1	31
30	Kuakumensah, Greg		3-4	0-0	0-1	2	0	2	0	6	0	1	0	0	11
32	Robb, Dominic		3-4	0-0	1-2	1	3	4	1	7	1	1	1	0	14
	Team					3	1	4				2			
	Totals		32-69	7-21	14-25	15	34	49	14	85	11	12	4	2	200

FG % 1st Half: 15-35 42.9% 2nd half: 17-34 50.0% Game: 32-69 46.4%
3FG % 1st Half: 3-11 27.3% 2nd half: 4-10 40.0% Game: 7-21 33.3%
FT % 1st Half: 4-6 66.7% 2nd half: 10-19 52.6% Game: 14-25 56.0%

Deadball Rebounds 7

Iona College 84 • 16-12, 10-6 MAAC

##	Player		Total FG-FGA	3-Ptr FG-FGA	FT-FTA	Rebounds Off	Def	Tot	PF	TP	A	TO	Blk	Stl	Min
02	Crawford, E.J.	f	6-15	1-5	3-3	1	6	7	1	16	3	0	0	1	30
11	Griffin, Roland	f	7-12	0-0	3-6	3	2	5	3	17	1	1	0	0	25
13	Edogi, TK	f	1-3	0-1	0-0	0	6	6	0	2	0	1	4	0	18
00	McGill, Rickey	g	3-12	1-4	2-3	0	2	2	4	9	4	1	0	1	26
04	Casimir, Schadrac	g	6-12	3-7	0-0	0	2	2	4	15	2	3	0	1	36
01	Lewis, Zach		3-9	0-4	0-0	0	5	5	3	6	6	1	0	1	27
15	Much, Deyshonee		1-6	0-3	0-0	1	0	1	1	2	2	0	0	0	18
20	Svandrlik, Jan		3-4	2-3	0-0	1	1	2	3	8	1	0	0	0	8
21	Kensmil, Gavin		4-4	0-0	1-3	3	2	5	2	9	0	0	1	1	12
	Team					2	0	2				1			
	Totals		34-77	7-27	9-15	11	26	37	21	84	19	8	5	5	200

FG % 1st Half: 20-44 45.5% 2nd half: 14-33 42.4% Game: 34-77 44.2%
3FG % 1st Half: 6-17 35.3% 2nd half: 1-10 10.0% Game: 7-27 25.9%
FT % 1st Half: 1-2 50.0% 2nd half: 8-13 61.5% Game: 9-15 60.0%

Deadball Rebounds 4

Officials: Rob Riley, Andrew Maira, Brandon Cruz
Technical fouls: Niagara-None. Iona College-None.
Attendance: 1797

Score by periods	1st	2nd	Total
Niagara	37	48	**85**
Iona College	47	37	**84**

Points	In Paint	Off T/O	2nd Chanc	Fast Break	Bench
NIA	38	7	19	6	35
ION	48	14	15	11	25

Last FG - NIA 2nd-03:43, ION 2nd-00:02.
Largest lead - NIA by 8 1st-17:02, ION by 12 2nd-19:37.
NIA led for 11:13. ION led for 22:42. Game was tied for 06:05.

Score tied - 11 times.
Lead changed - 10 times.

Game (17-12) (11-6) 29 Iona College 88, Manhattan 75
MAAC Game
New Rochelle, NY - Hynes Center
February 23, 2018

Manhattan 75 • 13-16, 8-9 MAAC

##	Player		Total FG-FGA	3-Ptr FG-FGA	FT-FTA	Rebounds Off	Def	Tot	PF	TP	A	TO	Blk	Stl	Min
04	Waterman, Zane	f	2-3	1-1	2-4	1	1	2	4	7	0	2	1	0	15
33	Paulicap, Pauly	f	5-10	0-0	6-10	6	7	13	4	16	0	4	3	0	29
03	Turner, Zavier	g	2-8	1-4	4-4	0	3	3	3	9	11	5	0	1	31
22	Capuano, Thomas	g	6-10	3-6	0-0	1	4	5	2	15	3	0	0	2	39
23	Williams, Rich	g	6-16	1-5	1-1	1	4	5	1	14	2	3	0	1	36
10	Mack, Nehemiah		1-1	1-1	0-0	0	0	0	1	3	0	0	0	0	11
14	Crawford, Calvin		4-9	1-2	0-0	4	2	6	1	9	0	1	0	1	33
24	Ebube, Ebube		1-1	0-0	0-0	1	0	1	1	2	1	0	0	0	6
	Team					1	2	3							
	Totals		27-58	8-19	13-19	15	23	38	17	75	17	15	4	5	200

FG % 1st Half: 12-27 44.4% 2nd half: 15-31 48.4% Game: 27-58 46.6%
3FG % 1st Half: 4-9 44.4% 2nd half: 4-10 40.0% Game: 8-19 42.1%
FT % 1st Half: 6-7 85.7% 2nd half: 7-12 58.3% Game: 13-19 68.4%

Deadball Rebounds 2

Iona College 88 • 17-12, 11-6 MAAC

##	Player		Total FG-FGA	3-Ptr FG-FGA	FT-FTA	Rebounds Off	Def	Tot	PF	TP	A	TO	Blk	Stl	Min
11	Griffin, Roland	f	6-13	0-0	2-5	2	1	3	3	14	3	1	1	1	28
13	Edogi, TK	f	1-6	0-0	3-4	4	1	5	2	5	0	4	1	1	33
00	McGill, Rickey	g	7-7	3-3	0-0	0	5	5	3	17	7	3	0	0	34
02	Crawford, E.J.	g	4-7	2-4	4-4	1	5	6	2	14	2	1	0	3	30
04	Casimir, Schadrac	g	8-13	5-7	9-10	1	2	3	4	30	4	1	0	2	34
15	Much, Deyshonee		3-10	2-6	0-0	0	5	5	1	8	2	0	0	1	34
20	Svandrlik, Jan		0-2	0-2	0-0	0	1	1	1	0	0	0	0	0	7
	Team					1	0	1							
	Totals		29-58	12-22	18-23	9	20	29	16	88	18	10	2	8	200

FG % 1st Half: 16-30 53.3% 2nd half: 13-28 46.4% Game: 29-58 50.0%
3FG % 1st Half: 8-13 61.5% 2nd half: 4-9 44.4% Game: 12-22 54.5%
FT % 1st Half: 7-10 70.0% 2nd half: 11-13 84.6% Game: 18-23 78.3%

Deadball Rebounds 2

Officials: Ron Tyburski, Kevin O'Connell, Wally Rutecki
Technical fouls: Manhattan-Waterman, Zane. Iona College-None.
Attendance: 2411

Score by periods	1st	2nd	Total
Manhattan	34	41	**75**
Iona College	47	41	**88**

Points	In Paint	Off T/O	2nd Chanc	Fast Break	Bench
MAN	30	12	12	11	14
ION	31	17	12	3	8

Last FG - MAN 2nd-02:50, ION 2nd-01:48.
Largest lead - MAN by 2 1st-19:58, ION by 20 2nd-18:51.
MAN led for 00:14. ION led for 39:44. Game was tied for 00:02.

Score tied - 0 times.
Lead changed - 1 time.

Game (17-13) (11-7) 30 Rider 110, Iona College 101
MAAC Game
Lawrenceville, NJ - Alumni Gymnasium
February 25, 2018

Iona College 101 • 17-13, 11-7 MAAC

##	Player		Total FG-FGA	3-Ptr FG-FGA	FT-FTA	Rebounds Off	Def	Tot	PF	TP	A	TO	Blk	Stl	Min
11	Griffin, Roland	f	2-6	0-0	1-3	0	5	5	1	5	2	2	1	0	25
13	Edogi, TK	f	2-3	0-0	2-2	0	1	1	2	6	0	2	1	0	15
00	McGill, Rickey	g	12-16	5-7	11-13	1	7	8	2	40	4	6	0	3	37
02	Crawford, E.J.	g	6-11	2-6	4-5	0	1	1	3	18	3	3	1	0	31
04	Casimir, Schadrac	g	2-5	2-3	3-4	1	1	2	3	9	2	1	0	0	27
03	Seaforth, C.J.		2-4	1-3	2-3	0	0	0	4	7	1	1	0	0	12
15	Much, Deyshonee		5-11	3-7	2-4	2	1	3	4	15	1	4	0	1	30
20	Svandrlik, Jan		0-1	0-1	0-0	0	3	3	2	0	0	0	0	0	11
21	Kensmil, Gavin		0-1	0-0	1-4	1	1	2	3	1	0	0	0	0	12
	Team					2	1	3							
	Totals		31-58	13-27	26-38	7	21	28	24	101	13	19	3	4	200

FG % 1st Half: 14-29 48.3% 2nd half: 17-29 58.6% Game: 31-58 53.4%
3FG % 1st Half: 6-13 46.2% 2nd half: 7-14 50.0% Game: 13-27 48.1%
FT % 1st Half: 6-10 60.0% 2nd half: 20-28 71.4% Game: 26-38 68.4%

Deadball Rebounds 5

Rider 110 • 22-8, 15-3 MAAC

##	Player		Total FG-FGA	3-Ptr FG-FGA	FT-FTA	Rebounds Off	Def	Tot	PF	TP	A	TO	Blk	Stl	Min
14	Vaughn, Dimencio	f	11-17	2-4	2-2	2	4	6	5	26	0	4	0	1	25
20	Marshall, Tyere	c	8-12	0-0	3-7	5	11	16	3	19	3	0	0	1	31
02	Allen, Jordan	g	3-11	2-8	0-0	0	3	3	3	8	1	2	1	1	31
12	Durham, Anthony	g	7-9	0-1	3-4	2	3	5	3	17	4	1	0	2	36
23	Jordan, Stevie	g	1-5	0-1	1-2	0	3	3	4	3	4	3	0	3	24
05	Randall, Tyrei		0-0	0-0	5-6	0	0	0	0	5	0	0	0	0	4
10	Washington-Ives, Kea		6-8	3-4	0-0	0	0	0	5	15	3	2	0	2	20
11	Eke, Devine		0-0	0-0	0-2	2	1	3	3	0	0	0	0	2	3
13	Scott, Frederick		6-7	0-0	3-7	0	2	2	2	15	0	3	0	2	22
15	Cisse, Karamoko		1-1	0-0	0-0	1	0	1	1	2	0	0	1	0	4
25	Ajike, Joe		0-0	0-0	0-0	0	0	0	0	0	0	0	0	0	0+
	Team					0	0	0							
	Totals		43-70	7-18	17-30	12	27	39	29	110	15	15	2	14	200

FG % 1st Half: 27-40 67.5% 2nd half: 16-30 53.3% Game: 43-70 61.4%
3FG % 1st Half: 3-11 27.3% 2nd half: 4-7 57.1% Game: 7-18 38.9%
FT % 1st Half: 0-2 0.0% 2nd half: 17-28 60.7% Game: 17-30 56.7%

Deadball Rebounds 7

Officials: Earl Walton, Jeffrey Anderson, John Garbinski
Technical fouls: Iona College-None. Rider-TEAM.
Attendance: 1650

Score by periods	1st	2nd	Total
Iona College	40	61	**101**
Rider	57	53	**110**

Points	In Paint	Off T/O	2nd Chanc	Fast Break	Bench
ION	34	24	8	8	23
RID	66	23	20	15	37

Last FG - ION 2nd-00:22, RID 2nd-01:50.
Largest lead - ION None, RID by 26 2nd-08:50.
ION led for 00:00. RID led for 39:22. Game was tied for 00:38.

Score tied - 0 times.
Lead changed - 0 times.

Season/Career Highs

#0 - RICKEY MCGILL

Season High		Career High
40, at RID (2/25/18)	Points	40, at RID (2/25/18)
12, vs. FDU (12/2/17)	Rebounds	12, vs. FDU (12/2/17)
12, at RID (2/25/18)	Field Goals	12, at RID (2/25/18)
5, 3x (at RID, 2/25/18)	3-Pt. FG	5, 3x (at RID, 2/25/18)
11, at RID (2/25/18)	Free Throws	11, at RID (2/25/18)
12, vs. CAN (1/21/18)	Assists	14, vs. CAN (1/8/17)
2, vs. MON (2/8/18)	Blocks	2, 3x (vs. MON, 2/8/18)
4, 2x (vs. WEB, 11/17/17)	Steals	5, vs. UCSB (12/21/16)
41, 2x (at SIE, 2/12/18)	Minutes	41, 3x (at SIE, 2/12/18)

#1 - ZACH LEWIS

Season High		Career High
19, vs. NKU (11/18/17)	Points	37, vs. LAS (2/26/17)
6, vs. Yale (12/12/17)	Rebounds	8, 2x (at NJIT, 3/28/15)
7, vs. NKU (11/18/17)	Field Goals	11, vs.MON (1/2/15)
4, 3x (at NIA, 12/29/17)	3-Pt. FG	8, vs. MON (1/2/15)
4, 2x (at MAR, 2/4/18)	Free Throws	13, vs. LAS (2/26/17)
11, vs. SPU (1/5/18)	Assists	11, vs. SPU (1/5/18)
2, 2x (at URI, 12/21/17)	Blocks	2, 5x (at URI, 12/21/17)
4, vs. MAN (1/27/18)	Steals	7, vs. HC (12/21/14)
38, at SYR (11/14/17)	Minutes	46, vs. RID (1/10/14)

#2 - E.J. CRAWFORD

Season High		Career High
26, vs. FFD (1/29/18)	Points	26, vs. FFD (1/29/18)
7, 2x (vs. NIA, 2/16/18)	Rebounds	8, 2x (vs. QUI, 1/23/17)
9, vs. FFD (1/29/18)	Field Goals	9, vs. FFD (1/29/18)
4, 2x (at MAR, 2/4/18)	3-Pt. FG	4, 4x (at MAR, 2/4/18)
5, 3x (vs. FFD, 1/29/18)	Free Throws	7, 2x (vs. QUI, 1/23/17)
3, 3x (at RID, 2/25/18)	Assists	4, vs. NEV (11/26/16)
1, 8x (at RID, 2/25/18)	Blocks	1, 15x (at RID, 2/25/18)
3, vs. MAN (2/23/18)	Steals	3, vs. MAN (2/23/18)
40, vs. FFD (1/29/18)	Minutes	40, vs. FFD (1/29/18)

#3 - C.J. SEAFORTH

Season High		Career High
7, at RID (2/25/18)	Points	7, at RID (2/25/18)
2, 2x (vs. FFD, 1/7/18)	Rebounds	2, 2x (vs. FFD, 1/7/18)
2, 5x (at RID, 2/25/18)	Field Goals	2, 5x (at RID, 2/25/18)
2, vs. Yale (12/12/17)	3-Pt. FG	2, vs. Yale (12/12/17)
2, at RID (2/25/18)	Free Throws	2, at RID (2/25/18)
2, at NJIT (12/9/17)	Assists	2, at NJIT (12/9/17)
0	Blocks	0
1, 2x (at URI, 12/21/17)	Steals	1, 2x (at URI, 12/21/17)
17, vs. Yale (12/12/17)	Minutes	17, vs. Yale (12/12/17)

#4 - SCHADRAC CASIMIR

Season High		Career High
30, vs. MAN (2/23/18)	Points	40, vs. DSU (11/26/14)
5, vs. FDU (12/2/17)	Rebounds	8, at QUI (2/15/15)
8, vs. MAN (2/23/18)	Field Goals	11, 2x (vs. MAR, 2/8/15)
6, at HC (12/19/17)	3-Pt. FG	9, vs. MAR (2/8/15)
9, vs. MAN (2/23/18)	Free Throws	12, vs. SIE (2/6/15)
5, at HC (12/19/17)	Assists	5, 9x (at HC, 3/8/15)
0	Blocks	1, 6x (at DEL, 3/7/15)
2, 3x (vs. MAN, 2/23/18)	Steals	4, at FFD (2/10/15)
48, vs. QUI (2/2/18)	Minutes	48, vs. QUI (2/2/18)

#11 - ROLAND GRIFFIN

Season High		Career High
22, at SPU (2/10/18)	Points	22, at SPU (2/10/18)
11, at NIA (12/29/17)	Rebounds	11, at NIA (12/29/17)
9, 2x (vs. QUI, 2/2/18)	Field Goals	9, 2x (vs. QUI, 2/2/18)
1, 2x (vs. STJ, 12/17/17)	3-Pt. FG	3, at SDSU (11/13/15)
9, 2x (at SIE, 2/12/18)	Free Throws	9, 2x (at SIE, 2/12/18)
3, 5x (vs. MAN, 2/23/18)	Assists	3, 7x (vs. MAN, 2/23/18)
2, 3x (at NIA, 12/29/17)	Blocks	2, 3x (at NIA, 12/29/17)
2, 2x (vs. QUI, 2/2/18)	Steals	3, vs. TCU (11/25/15)
42, vs. QUI (2/2/18)	Minutes	42, vs. QUI (2/2/18)

#13 - TK EDOGI

Season High		Career High
20, 2x (at Ohio, 11/28/17)	Points	20, 2x (at Ohio, 11/28/17)
16, at NIA (12/29/17)	Rebounds	16, at NIA (12/29/17)
10, vs. WEB (11/17/17)	Field Goals	10, vs. WEB (11/17/17)
1, at NJIT (12/9/17)	3-Pt. FG	1, at NJIT (12/9/17)
8, at Ohio (11/28/17)	Free Throws	8, at Ohio (11/28/17)
2, 2x (vs. FFD, 1/29/18)	Assists	2, 4x (vs. FFD, 1/29/18)
4, vs. NIA (2/16/18)	Blocks	4, vs. NIA (2/16/18)
2, 2x (vs. SPU, 1/5/18)	Steals	2, 4x (vs. SPU, 1/5/18)
39, at SIE (2/12/18)	Minutes	39, at SIE (2/12/18)

#15 - DEYSHONEE MUCH

Season High		Career High
32, vs. FFD (1/7/18)	Points	32, vs. FFD (1/7/18)
12, at CAN (12/31/17)	Rebounds	12, at CAN (12/31/17)
9, vs. FFD (1/7/18)	Field Goals	10, at CAN (2/5/16)
7, at MAR (2/4/18)	3-Pt. FG	8, at CAN (2/5/16)
8, vs. FFD (1/7/18)	Free Throws	8, vs. FFD (1/7/18)
7, 2x (vs. FFD, 1/7/18)	Assists	7, 2x (vs. FFD, 1/7/18)
2, at MON (1/19/18)	Blocks	2, 2x (at MON, 1/19/18)
3, 2x (at MON, 1/19/18)	Steals	6, 2x (vs. NJIT, 12/14/16)
40, at ALB (11/10/17)	Minutes	40, 2x (at ALB, 11/10/17)

#20 - JAN SVANDRLIK

Season High		Career High
27, vs. FDU (12/2/17)	Points	27, vs. FDU (12/2/17)
6, vs. FDU (12/2/17)	Rebounds	8, at MON (1/6/17)
7, vs. FDU (12/2/17)	Field Goals	7, vs. FDU (12/2/17)
6, vs. FDU (12/2/17)	3-Pt. FG	6, vs. FDU (12/2/17)
7, vs. FDU (12/2/17)	Free Throws	7, vs. FDU (12/2/17)
2, vs. SPU (1/5/18)	Assists	2, vs. SPU (1/5/18)
2, at NIA (12/29/17)	Blocks	2, 3x (at NIA, 12/29/17)
3, vs. FDU (12/2/17)	Steals	3, 2x (vs. FDU, 12/2/17)
26, vs. FDU (12/2/17)	Minutes	33, at MON (1/6/17)

#21 - GAVIN KENSMIL

Season High		Career High
9, vs. NIA (2/16/18)	Points	9, vs. NIA (2/16/18)
5, vs. NIA (2/16/18)	Rebounds	5, vs. NIA (2/16/18)
4, vs. NIA (2/16/18)	Field Goals	4, vs. NIA (2/16/18)
0	3-Pt. FG	0
1, 3x (at RID, 2/25/18)	Free Throws	1, 3x (at RID, 2/25/18)
1, 2x (vs. RID, 1/18/18)	Assists	1, 2x (vs. RID, 1/18/18)
1, 3x (vs. NIA, 2/16/18)	Blocks	1, 3x (vs. NIA, 2/16/18)
1, 2x (vs. NIA, 2/16/18)	Steals	1, 2x (vs. NIA, 2/16/18)
12, 2x (at RID, 2/25/18)	Minutes	12, 2x (at RID, 2/25/18)

#44 - TYRELL WILLIAMS

Season High		Career High
2, 4x (vs. QUI, 2/2/18)	Points	6, at FDU (12/7/16)
4, at Ohio (11/28/17)	Rebounds	7, at FSU (11/15/16)
1, 4x (vs. MON, 2/8/18)	Field Goals	3, vs. ORE (12/7/17)
0	3-Pt. FG	0
2, vs. RID (1/14/18)	Free Throws	3, vs. UCSB (12/21/16)
0	Assists	1, 2x (vs. SIE, 2/7/17)
1, 3x (vs. Yale, 12/12/17)	Blocks	2, 3x (vs. RID, 3/4/17)
0	Steals	1, 2x (at RID, 2/3/17)
6, at NJIT (12/9/17)	Minutes	19, at FSU (11/15/16)

Career Statistics For Current Players

Casimir, Schadrac

			Total		3-Point		F-Throws		Rebounds										Scoring	
Season	gp-gs	min/avg	fg-fga	pct	fg-fga	pct	ft-fta	pct	off	def	tot	avg	pf	fo	ast	to	blk	stl	pts	avg
2014-15	35-35	1201/34.3	156-365	.427	94-222	.423	102-114	.895	19	79	98	2.8	77	2	69	41	2	39	508	14.5
2015-16	4-4	97/24.3	9-24	.375	5-12	.417	2-2	1.000	0	7	7	1.8	3	0	11	3	0	4	25	6.3
2016-17	34-8	683/20.1	74-174	.425	41-96	.427	48-51	.941	18	34	52	1.5	38	0	49	28	2	19	237	7.0
2017-18	29-18	762/26.3	84-188	.447	57-122	.467	61-75	.813	13	44	57	2.0	57	0	56	34	0	22	286	9.9
TOTAL	102-65	2743/26.9	323-751	.430	197-452	.436	213-242	.880	50	164	214	2.1	175	2	185	106	4	84	1056	10.4

Crawford, E.J.

			Total		3-Point		F-Throws		Rebounds										Scoring	
Season	gp-gs	min/avg	fg-fga	pct	fg-fga	pct	ft-fta	pct	off	def	tot	avg	pf	fo	ast	to	blk	stl	pts	avg
2016-17	35-30	874/25.0	110-243	.453	56-125	.448	53-68	.779	19	88	107	3.1	74	2	39	31	7	13	329	9.4
2017-18	29-25	775/26.7	137-284	.482	47-130	.362	60-76	.789	15	83	98	3.4	48	0	35	30	8	19	381	13.1
TOTAL	64-55	1649/25.8	247-527	.469	103-255	.404	113-144	.785	34	171	205	3.2	122	2	74	61	15	32	710	11.1

Edogi, TK

			Total		3-Point		F-Throws		Rebounds										Scoring	
Season	gp-gs	min/avg	fg-fga	pct	fg-fga	pct	ft-fta	pct	off	def	tot	avg	pf	fo	ast	to	blk	stl	pts	avg
2013-14*	13-0	17/1.3	1-2	.500	0-0	.000	0-0	.000	1	5	6	0.5	7	0	0	3	2	0	2	0.2
2014-15*	32-0	238/7.4	21-37	.568	0-0	.000	13-36	.361	22	30	52	1.6	29	0	0	11	7	2	55	1.7
2016-17*	32-2	368/11.5	49-80	.613	0-1	.000	37-52	.712	51	66	117	3.7	50	0	8	22	13	8	135	4.2
2017-18	30-27	729/24.3	110-197	.558	1-5	.200	41-53	.774	77	137	214	7.1	70	3	12	48	35	13	262	8.7
TOTAL	30-27	729/24.3	110-197	.558	1-5	.200	41-53	.774	77	137	214	7.1	70	3	12	48	35	13	262	8.7
All*	107-29	1352/12.6	181-316	.573	1-6	.167	91-141	.645	151	238	389	3.6	156	3	20	84	57	23	454	4.2

* Statistics from prior team/school

Griffin, Roland

			Total		3-Point		F-Throws		Rebounds										Scoring	
Season	gp-gs	min/avg	fg-fga	pct	fg-fga	pct	ft-fta	pct	off	def	tot	avg	pf	fo	ast	to	blk	stl	pts	avg
2015-16*	16-4	351/21.9	37-79	.468	11-28	.393	10-21	.476	9	34	43	2.7	26	1	17	19	5	8	95	5.9
2017-18	29-10	685/23.6	123-235	.523	2-9	.222	61-96	.635	36	117	153	5.3	78	2	43	46	18	14	309	10.7
TOTAL	29-10	685/23.6	123-235	.523	2-9	.222	61-96	.635	36	117	153	5.3	78	2	43	46	18	14	309	10.7
All*	45-14	1036/23.0	160-314	.510	13-37	.351	71-117	.607	45	151	196	4.4	104	3	60	65	23	22	404	9.0

* Statistics from prior team/school

Kensmil, Gavin

			Total		3-Point		F-Throws		Rebounds										Scoring	
Season	gp-gs	min/avg	fg-fga	pct	fg-fga	pct	ft-fta	pct	off	def	tot	avg	pf	fo	ast	to	blk	stl	pts	avg
2017-18	21-1	96/4.6	10-21	.476	0-0	.000	3-12	.250	8	12	20	1.0	27	0	2	9	3	2	23	1.1
TOTAL	21-1	96/4.6	10-21	.476	0-0	.000	3-12	.250	8	12	20	1.0	27	0	2	9	3	2	23	1.1

Lewis, Zach

			Total		3-Point		F-Throws		Rebounds										Scoring	
Season	gp-gs	min/avg	fg-fga	pct	fg-fga	pct	ft-fta	pct	off	def	tot	avg	pf	fo	ast	to	blk	stl	pts	avg
2013-14*	32-19	913/28.5	101-253	.399	63-162	.389	38-51	.745	20	50	70	2.2	56	0	52	26	11	44	303	9.5
2014-15*	33-33	1062/32.2	135-404	.334	75-238	.315	69-94	.734	17	82	99	3.0	71	1	83	62	7	52	414	12.5
2016-17*	33-8	759/23.0	93-270	.344	43-149	.289	61-72	.847	7	46	53	1.6	68	2	43	30	4	33	290	8.8
2017-18	27-16	729/27.0	76-197	.386	38-117	.325	30-42	.714	4	67	71	2.6	57	2	81	37	9	37	220	8.1
TOTAL	27-16	729/27.0	76-197	.386	38-117	.325	30-42	.714	4	67	71	2.6	57	2	81	37	9	37	220	8.1
All*	125-76	3463/27.7	405-1124	.360	219-666	.329	198-259	.764	48	245	293	2.3	252	5	259	155	31	166	1227	9.8

* Statistics from prior team/school

Career Statistics For Current Players

McGill, Rickey

			Total		3-Point		F-Throws		Rebounds										Scoring	
Season	gp-gs	min/avg	fg-fga	pct	fg-fga	pct	ft-fta	pct	off	def	tot	avg	pf	fo	ast	to	blk	stl	pts	avg
2015-16	30-0	316/10.5	35-75	.467	7-25	.280	8-11	.727	5	39	44	1.5	35	0	22	19	2	22	85	2.8
2016-17	35-35	1122/32.1	132-278	.475	27-80	.338	78-99	.788	28	106	134	3.8	88	2	180	70	15	62	369	10.5
2017-18	30-29	1009/33.6	155-334	.464	49-125	.392	76-106	.717	22	102	124	4.1	64	1	168	83	4	44	435	14.5
TOTAL	95-64	2447/25.8	322-687	.469	83-230	.361	162-216	.750	55	247	302	3.2	187	3	370	172	21	128	889	9.4

Much, Deyshonee

			Total		3-Point		F-Throws		Rebounds										Scoring	
Season	gp-gs	min/avg	fg-fga	pct	fg-fga	pct	ft-fta	pct	off	def	tot	avg	pf	fo	ast	to	blk	stl	pts	avg
2013-14*	22-0	145/6.6	9-32	.281	5-25	.200	4-11	.364	4	11	15	0.7	15	0	8	6	2	4	27	1.2
2015-16	30-27	867/28.9	128-270	.474	80-179	.447	54-67	.806	21	84	105	3.5	66	3	54	49	6	34	390	13.0
2016-17	27-9	664/24.6	92-241	.382	57-148	.385	15-19	.789	23	73	96	3.6	49	1	50	41	4	39	256	9.5
2017-18	28-24	850/30.4	112-271	.413	65-160	.406	34-42	.810	23	91	114	4.1	50	0	73	44	7	36	323	11.5
TOTAL	85-60	2381/28.0	332-782	.425	202-487	.415	103-128	.805	67	248	315	3.7	165	4	177	134	17	109	969	11.4
All*	107-60	2526/23.6	341-814	.419	207-512	.404	107-139	.770	71	259	330	3.1	180	4	185	140	19	113	996	9.3

* Statistics from prior team/school

Ristanovic, Andrija

Seaforth, C.J.

			Total		3-Point		F-Throws		Rebounds										Scoring	
Season	gp-gs	min/avg	fg-fga	pct	fg-fga	pct	ft-fta	pct	off	def	tot	avg	pf	fo	ast	to	blk	stl	pts	avg
2017-18	19-0	141/7.4	15-33	.455	11-25	.440	3-5	.600	2	11	13	0.7	21	0	12	13	0	2	44	2.3
TOTAL	19-0	141/7.4	15-33	.455	11-25	.440	3-5	.600	2	11	13	0.7	21	0	12	13	0	2	44	2.3

Svandrlik, Jan

			Total		3-Point		F-Throws		Rebounds										Scoring	
Season	gp-gs	min/avg	fg-fga	pct	fg-fga	pct	ft-fta	pct	off	def	tot	avg	pf	fo	ast	to	blk	stl	pts	avg
2016-17	31-3	272/8.8	22-47	.468	19-38	.500	11-12	.917	12	49	61	2.0	31	1	6	8	5	7	74	2.4
2017-18	30-0	316/10.5	36-87	.414	29-72	.403	19-23	.826	20	34	54	1.8	41	0	9	4	6	9	120	4.0
TOTAL	61-3	588/9.6	58-134	.433	48-110	.436	30-35	.857	32	83	115	1.9	72	1	15	12	11	16	194	3.2

Williams, Tyrell

			Total		3-Point		F-Throws		Rebounds										Scoring	
Season	gp-gs	min/avg	fg-fga	pct	fg-fga	pct	ft-fta	pct	off	def	tot	avg	pf	fo	ast	to	blk	stl	pts	avg
2016-17	26-0	157/6.0	10-21	.476	0-0	.000	8-10	.800	16	28	44	1.7	43	1	2	9	10	2	28	1.1
2017-18	13-0	31/2.4	4-9	.444	0-0	.000	2-3	.667	4	9	13	1.0	4	0	0	3	3	0	10	0.8
TOTAL	39-0	188/4.8	14-30	.467	0-0	.000	10-13	.769	20	37	57	1.5	47	1	2	12	13	2	38	1.0

Top 2017-18 Performances

Iona College

Points
40 Rickey McGill (at Rider, 2/25/18)
32 Deyshonee Much (vs. Fairfield, 1/7/18)
30 Schadrac Casimir (vs. Manhattan, 2/23/18)
27 Jan Svandrlik (vs. Fairleigh Dickinson, 12/2/17)
26 E.J. Crawford (at Fairfield, 1/29/18)

Rebounds
16 TK Edogi (at Niagara, 12/29/17)
13 TK Edogi (at Siena, 2/12/18)
13 TK Edogi (at Fairfield, 1/29/18)
13 TK Edogi (vs. Weber State, 11/17/17)

Assists
12 Rickey McGill (vs. Canisius, 1/21/18)
11 Zach Lewis (vs. Saint Peter's, 1/5/18)
9 four times (Rickey McGill, at Saint Peter's, 2/10/18)

Steals
4 Zach Lewis (vs. Manhattan, 1/27/18)
4 Rickey McGill (2x, vs. Weber State, 11/17/17)

Blocks
4 TK Edogi (vs. Niagara, 2/16/18)
3 TK Edogi (three times, at Marist, 2/4/18)

Opponents

Points
32 Tyler Nelson (at Fairfield, 1/29/18)
31 Cameron Young (vs. Quinnipiac, 2/2/18)
31 Zac Cuthbertson (vs. Coastal Carolina, 11/19/17)
31 Jerrick Harding (vs. Weber State, 11/17/17)
28 Tyus Battle (at Syracuse, 11/14/17)

Rebounds
16 Tyere Marshall (at Rider, 2/25/18)
15 Marvin Prochet (at Niagara, 12/29/17)
15 Abdul Lewis (at NJIT, 12/9/17)
13 three times (Pauly Paulicap, vs. Manhattan, 2/23/18)

Assists
12 Aidas Kavaliauskas (at Fairfield, 1/29/18)
11 Zavier Turner (vs. Manhattan, 2/23/18)
9 Jaylen Shaw (vs. Coastal Carolina, 11/19/17)

Steals
4 Justin Simon (vs. St. John's, 12/17/18)
4 Shamorie Ponds (vs. St. John's, 12/17/18)

Blocks
6 Tariq Owens (vs. St. John's, 12/17/18)
3 three times (Pauly Paulicap, vs. Manhattan, 2/23/18)

2017-18 Miscellaneous Statistics

Games as Leading Scorer
Rickey McGill 6
E.J. Crawford 5
Roland Griffin 5
Schadrac Casimir 5
Deyshonee Much 3
TK Edogi 3
Jan Svandrlik 1
Zach Lewis 1

Games as Leading Rebounder
TK Edogi 15
Deyshonee Much 4
Roland Griffin 4
E.J. Crawford 4
Rickey McGill 4
Zach Lewis 1

Games Leading in Assists
Rickey McGill 20
Zach Lewis 6
Deyshonee Much 5
Roland Griffin 1

Double-Doubles
TK Edogi 7
Rickey McGill 2
Deyshonee Much 1
Roland Griffin 1

Dunks
TK Edogi 45
Roland Griffin 5
Deyshonee Much 5
E.J. Crawford 1
Jan Svandrlik 1
Iona 57
Opponents 40

Charges Drawn
Schadrac Casimir 12
Rickey McGill 8
E.J. Crawford 2
Jan Svandrlik 2
Deyshonee Much 2
Zach Lewis 2
Gavin Kensmil 1
C.J. Seaforth 1
T.J. Edogi 1
Iona 30
Opponents 30

Three-Point Plays
E.J. Crawford 14-for-18
Rickey McGill 8-for-13
Roland Griffin 7-for-13
Schadrac Casimir 5-for-5
TK Edogi 5-for-8
Deyshonee Much 4-for-5
Jan Svandrlik 2-for-2
Zach Lewis 2-for-2
C.J. Seaforth 1-for-1
Gavin Kensmil 0-for-1
Iona 45-for-66
Opponents 25-for-41

Four-Point Plays
Deyshonee Much 2-for-2
E.J. Crawford 2-for-2
Iona 4-for-4
Opponents 2-for-2

Front End One and One
Schadrac Casimir 7-for-10
Roland Griffin 5-for-9
Zach Lewis 4-for-5
Rickey McGill 4-for-6
Deyshonee Much 3-for-3
E.J. Crawford 2-for-3
TK Edogi 1-for-1
Jan Svandrlik 1-for-2
Tyrell Williams 0-for-1
Iona 27-for-41
Opponents 28-for-42

Back End One and One
Schadrac Casimir 6-for-7
Deyshonee Much 3-for-3
E.J. Crawford 3-for-3
Rickey McGill 3-for-4
Roland Griffin 2-for-3
Zach Lewis 2-for-4
TK Edogi 1-for-1
Jan Svandrlik 1-for-1
Iona 23-for-27
Opponents 25-for-28

Free Throw Shooting (<5 min)
Rickey McGill 27-for-37
Schadrac Casimir 19-for-26
TK Edogi 15-for-16
Roland Griffin 15-for-22
E.J. Crawford 11-for-13
Deyshonee Much 10-for-11
Zach Lewis 10-for-11
Jan Svandrlik 8-for-8
Tyrell Williams 2-for-3
Iona ..... 117-for-147 (.796)
Opponents ..... 101-for-148 (.682)

Free Throw Shooting (<2 min)
Rickey McGill 22-for-30
Schadrac Casimir 11-for-15
Roland Griffin 9-for-14
E.J. Crawford 7-for-7
Zach Lewis 7-for-8
TK Edogi 6-for-7
Jan Svandrlik 4-for-4
Deyshonee Much 3-for-4
Tyrell Williams 2-for-3
Iona ..... 72-for-92 (.783)
Opponents ..... 58-for-80 (.721)

Free Throw Shooting (<1 min)
Rickey McGill 15-for-23
Schadrac Casimir 9-for-12
Zach Lewis 7-for-8
TK Edogi 6-for-6
Deyshonee Much 3-for-4
E.J. Crawford 3-for-3
Jan Svandrlik 2-for-2
Roland Griffin 2-for-4
Tyrell Williams 0-for-1
Iona ..... 48-for-63 (.762)
Opponents ..... 42-for-60 (.700)

Free Throw Shooting (OT)
E.J. Crawford 5-for-5
Rickey McGill 5-for-6
Roland Griffin 5-for-7
Zach Lewis 2-for-2
Deyshonee Much 2-for-2
Iona ..... 19-for-22 (.864)
Opponents ..... 17-for-26 (.654)

Forced Shot Clock Violations
Iona 16
Opponents 3

Technical Fouls
Deyshonee Much 2
Tim Cluess 1
Iona 3
Opponents 4

Jump Balls Controlled
TK Edogi 12-for-31
Gavin Kensmil 0-for-1
Roland Griffin 0-for-3
Iona 12-for-35
Opponents 23-for-35
includes five OT tipoffs

Bench Scoring
Iona 715
Opponents 567

First Substitution
Roland Griffin 10
Zach Lewis 9
Schadrac Casimir 7
TK Edogi 3
Jan Svandrlik 3
Gavin Kensmil 3
Deyshonee Much 2
E.J. Crawford 1

Largest Halftime Lead
25, at Marist

Largest Halftime Deficit
17, vs. Monmouth; at Rider

Largest Iona Lead
41, at Marist

Largest Iona Deficit
26, at Rider

Largest Iona Win
34, at Marist

Largest Iona Loss
22, vs. Monmouth

Most Consecutive Points Scored
15, at Marist
15, vs. Siena
14, vs. Saint Peter's
14, at Canisius

Most Consecutive Points Allowed
18, at Canisius
14, vs. Canisius
13, at Niagara

The Last Time Iona...

Played in Overtime – Siena 82, Iona 78 OT (Feb. 12, 2018)
Won in Overtime – Iona 87, Quinnipiac 82 2OT (Feb. 2, 2018)
Played in Double Overtime – Iona 87, Quinnipiac 82 (Feb. 2, 2018)
Won in Double Overtime – Iona 87, Quinnipiac 82 (Feb. 2, 2018)
Played in Triple Overtime – Iona 88, Canisius 90 (Jan. 30, 2005)
Beat a Ranked Opponent – Iona 89, No. 23 Iowa State 72 (Nov. 26, 2005)
Played a Ranked Opponent – No. 5 Oregon 93, Iona 77 (Mar. 17, 2017)
Won by 15-19 points – 19 – Iona 84, Fairfield 65 (Jan. 7, 2018)
Won by 20-29 points – 27 – Iona 91, Rider 64 (Jan. 14, 2018)
Won by 30-39 points – 34 – Iona 98, Marist 64 (Feb. 8, 2018)
Won by 40-49 points – 44 – Iona 105, Bucknell 61 (Dec. 2, 2000)
Won by 50 points or more – 50 – Iona 126, Delaware State 76 (Nov. 26, 2014)
Lost by 15-19 points – 16 – Oregon 93, Iona 77 (Mar. 17, 2017)
Lost by 20-29 points – 22 – Monmouth 72, Iona 50 (Feb. 8, 2018)
Lost by 30-49 points – 31 – Iona 36, Louisville 67 (Dec. 29, 2007)
Lost by 50 points or more – 50 – Iona 54, No. 1 UConn 104 (Dec. 20, 2003)
Scored 100 points or more – 101 – Rider 110, Iona 101 (Feb. 25, 2018)
Scored 90-99 points – 98 – Iona 98, Marist 64 (Feb. 8, 2018)
Scored 80-89 points – 88 – Iona 88, Manhattan 75 (Feb. 23, 2018)
Scored less than 60 points – 50 – Monmouth 72, Iona 50 (Feb. 8, 2018)
Scored less than 50 points – 41 – Iona 49, Saint Peter's 48 (Feb. 28, 2010)
Scored less than 40 points – 39 – Iona 39, Manhattan 52 (Feb. 9, 2009)
Both teams scored less than 60 – Iona 56, Marist 51 (Feb. 7, 2010)
Both teams scored less than 50 – Iona 49, Saint Peter's 48 (Feb. 28, 2010)
Allowed an opponent to score 90 or more – Iona 98, Niagara 93 (Dec. 29, 2017)
Allowed an opponent to score 100 or more – 110 – Rider 110, Iona 101 (Feb. 25, 2018)
Held an opponent to under 60 – 51 – Iona 72, Manhattan 51 (Feb. 24, 2017)
Held an opponent to under 50 – 40 – Iona 64, Saint Peter's 40 (Jan. 29, 2012)
Shot 70.0% or better from the floor – 70.0% – vs. Wagner (Dec. 3, 2002)
Shot 60.0% or better from the floor – 61.7% – vs. Canisius (Jan. 8, 2017)
Shot 55.0% or better from the floor – 58.2% – vs. Rider (Jan. 14, 2018)
Shot 40.0% or lower from the floor – 32.8% – vs. Monmouth (Feb. 8, 2018)
Shot less than 30.0% from the floor – 29.0% – at Valparaiso (Nov. 15, 2015)
Held an opponent to less than 35.0% from the floor – 33.9% – vs. UC Santa Barbara (Dec. 21, 2016)
Held an opponent to less than 30.0% from the floor – 28.0% - at Niagara (Jan. 16, 2010)
Held an opponent to less than 25.0% from the floor – 23.7% - vs. St. Bonaventure (Nov. 19. 2004)
Allowed an opponent to shoot 50.0% or better from the floor - 53.4% – at Fairfield (Jan. 28, 2018)
Allowed an opponent to shoot 60.0% or better from the floor - 61.4% - at Rider (Feb. 25, 2018)
Made 24 or more three-point FGs – 24 – vs. Delaware State (Nov. 26, 2014) (school record)
Made 20-23 three-point FGs – 20 – at Holy Cross (Dec. 19, 2017)
Made 19 three-point FG – 19 – vs. Fairfield (Dec. 1, 2015), vs. Monmouth (Mar. 5, 2015)
Made 18 three-point FG – 18 – vs. Liberty (Dec. 18, 2012), at Albany (Nov. 23, 2010)
Made 17 three-point FG – 17 – vs. Marist (Dec. 4, 2013)
Made 16 three-point FG – 16 – vs. Rider (Jan. 14, 2018)
Made 15 three-point FG – 15 – at Marist (Feb. 8, 2018)
Made 10-14 three-point FG – 13 – at Rider (Feb. 25, 2018)
Did not make a three-pt. FG – (0-10) at Marist (Dec. 5, 2008)
Did not allow an opponent to hit a three-pt. FG – vs. St. John's (Dec. 17, 2017)
Attempted 50 or more FT – 50 (38 made) – at Marist (Jan. 28, 2005)
Attempted 40 or more FT – 40 (34 made) – vs. Canisius (Mar. 9, 2013)
Made 35 or more FT – 34 (40 att.) – vs. Canisius (Mar. 9, 2013)
Made 30 or more FT – 31 (39 att.) – vs. Niagara (Feb. 10, 2005)
Had 55 or more rebounds – 55 – at Niagara (Dec. 29, 2017)
Had 50-54 rebounds – 51 – vs. Quinnipiac (Jan. 23, 2016)
Had 45-49 rebounds – 46 – at Niagara (Feb. 12, 2017)
Had 40-44 rebounds – 44 – vs. Fairfield (Jan. 7, 2018)
Had 25 or less rebounds – 25 – vs. Saint Peter's (Jan. 5, 2018)
Had 35 or more assists – 35 – vs. Delaware State (Nov. 26, 2014) (school record)
Had 30-34 assists – 34 – vs. Niagara (Jan. 4, 2014)
Had 28-29 assists – 29 – vs. Marist (Feb. 8, 2015)
Had 25-27 assists – 25 – vs. Coastal Carolina (Nov. 19, 2017)
Had 20-24 assists – 21 – vs. Fairfield (Jan. 7, 2018)
Made 15 or more steals – 15 – vs. Siena (Feb. 13, 2016)
Made 20 or more steals – 21 – at Marist (Feb. 8, 2018)
Had 20 or more turnovers – 20 – vs. Quinnipiac (Jan. 23, 2016)
Had 25 or more turnovers – 25 – at Rider (Jan. 21, 2008)
Had 6-10 turnovers – 10 – vs. Manhattan (Feb. 23, 2018)
Had 5 or less turnovers – 4 – vs. Marist (Dec. 31, 2016)
Blocked 10 or more shots – 10 – at Manhattan (Feb. 28, 2014)
Had seven or more players in double figures – vs. Niagara (Jan. 4, 2014)
Had six players in double figures – vs. Manhattan (Jan. 27, 2018)
Had five players in double figures – at Siena (Feb. 12, 2018)
Had four players in double figures – vs. Manhattan (Feb. 23, 2018)
Had zero players in double figures – vs. Siena (Dec. 7, 2009)

The Last Time An Iona player...

Scored 50 or more – 50 – Warren Issac vs. Bates (Dec. 18, 1964)
Scored 45-49 points – 45 – A.J. English vs. Monmouth (Jan. 15, 2016)
Scored 40-44 points – 40 – Rickey McGill at Rider (Feb. 25, 2018)
Scored 35-39 points – 38 – Jordan Washington vs. Rider (Feb. 19, 2017)
Scored 30-34 points – 30 – Schadrac Casimir vs. Manhattan (Feb. 23, 2018)
Scored 25-29 points – 26 – E.J. Crawford at Fairfield (Jan. 29, 2018)
Scored back-to-back 30+ point efforts – A.J. English at Monmouth, at Siena (Feb. 19-22, 2015)
Two players had at least 30 points – Mike Glover (34) and Scott Machado (33) vs. Saint Joseph's (Nov. 23, 2011)
Two players had at least 20 points – E.J. Crawford (21) and Rickey McGill (21) at Canisius (Dec. 31, 2017)
Three players had at least 20 points – E.J. Crawford (26), Rickey McGill (22), Roland Griffin (21) at Fairfield (Jan. 29, 2018)
Hit more than 10 3-pt FG - 13 - A.J. English vs. Fairfield (Dec. 1, 2015) (School/MAAC Record)
Hit 10 3-pt FG - 10 - Sean Armand vs. Siena (Jan. 3, 2012)
Hit 9 3-pt FG – 9 – Isaiah Williams vs. Monmouth (Mar. 8, 2015)
Hit 8 3-pt FG – 8 – Deyshonee Much at Canisius (Feb. 5, 2016)
Hit 7 3-pt FG – 7 – Deyshonee Much at Marist (Feb. 8, 2018)
Hit 6 3-pt. FG – 6 – Deyshonee Much vs. Fairfield (Jan. 7, 2018)
Hit 5 3-pt. FG – 5 – Rickey McGill at Rider (Feb. 25, 2018)
Made at least 10 free throws – 11 – Rickey McGill at Rider (Feb. 25, 2018)
Made at least 15 free throws – 16 – Devon Clarke at Fairfield (Dec. 7, 2008)
Had 20 or more rebounds – 20 – Jonathan Duck vs. Seton Hall (Nov. 24, 1990)
Had 18 or more rebounds – 18 – David Laury at Marist (Feb. 20, 2015)
Had 17 or more rebounds – 17 – David Laury at Rhode Island (Mar. 17, 2015)
Had 15 rebounds or more – 16 – TK Edogi at Niagara (Dec. 29, 2017)
Two players had 10 rebounds or more – TK Edogi (16) and Roland Grififn (11) at Niagara (Dec. 29, 2017)
Three players had 10 rebounds or more – David Laury (13), Sean Armand (12), Taaj Ridley (11) vs. Marist (Feb. 7, 2013)
Had 17 or more assists – 17 – Danny Doyle vs. Fairfield (Feb. 19, 1994) (school record)
Had 16 assists – 16 – Scott Machado vs. Manhattan (Jan. 12, 2012)
Had 15 assists – 15 – Scott Machado vs. Nevada (Feb. 18, 2012)
Had 14 assists – 14 – Rickey McGill vs. Canisius (Jan. 8, 2017)
Had 13 assists – 13 – A.J. English vs. Monmouth (Feb. 14, 2014)
Had 12 assists – 12 – Rickey McGill vs. Canisius (Jan. 21, 2018)
Had 11 assists – 11 – Zach Lewis vs. Saint Peter's (Jan. 5, 2018)
Had 10 assists – 10 – Rickey McGill vs. Marist (Dec. 31, 2016)
Had back-to-back 10+ assist efforts – Scott Machado (2 gms, Dec. 21-29, 2011)
Had three straight 10+ assist efforts – Scott Machado (5 gms, Nov. 17-28, 2011)
Had four straight 10+ assist efforts – Scott Machado (5 gms, Nov. 17-28, 2011)
Had five straight 10+ assist efforts – Scott Machado (5 gms, Nov. 17-28, 2011)
Had 10 or more steals – 10 – Ricky Solver vs. Portland State (Nov. 25, 2005)
Had at least 9 steals – Ricky Rivers vs. Akron (Dec. 4, 1993)
Had at least 8 steals – Ricky Solver at Rider (Feb. 11, 2006)
Had at least 7 steals – A.J. English vs. Monmouth (Jan. 15, 2016)
Had at least 6 steals – Deyshonee Much vs. NJIT (Dec. 14, 2016)
Had at least 5 steals – Rickey McGill vs. UC Santa Barbara (Dec. 21, 2016)
Had 10 or more blocks – 11 – Nakiea Miller vs. Fairfield (March 5, 2000)
Had at least 9 blocks – Greg Jenkins vs. Manhattan (Jan. 25, 2004)
Had at least 8 blocks – Nakiea Miller vs. St. Francis NY (Nov. 28, 2000)
Had at least 7 blocks – Isaiah Williams at Manhattan (Feb. 28, 2014)
Had at least 6 blocks – Aaron Rountree at Niagara (Feb. 7, 2016)
Had at least 5 blocks – Taylor Bessick vs. Oregon (Mar. 17, 2017)
Registered a double-double – TK Edogi (14p/13r) at Siena (Feb. 12, 2018)
Registered back-to-back double-doubles – Jordan Washington (2 gms, Mar. 6-17, 2017)
Registered three straight double-doubles – Jordan Washington (4 gms, Feb. 14-24, 2017)
Registered four straight double-doubles – Jordan Washington (4 gms, Feb. 14-24, 2017)
Registered five straight double-doubles – David Laury (5 gms, Jan. 20-Feb. 4, 2013)
Registered six straight double-doubles – Mike Glover (8 gms, Nov. 30-Dec. 29, 2010)
Registered seven straight double-doubles – Mike Glover (8 gms, Nov. 30-Dec. 29, 2010)
Registered eight straight double-doubles – Mike Glover (8 gms, Nov. 30-Dec. 29, 2010)
At least two players registered a double-double – Rickey McGill (14p/12a) and TK Edogi (16p/10r) vs. Canisius (Jan. 21, 2018)
Three or more players registered a double-double – Mike Glover (13p/12r), Taaj Ridley (16p/12r), Scott Machado (14p/11a) vs. Purdue (Nov. 17, 2011)

Iona's Triple-Doubles...

Nakiea Miller (14p/10r/11b) vs. Fairfield (Mar. 5, 2000)
Scott Machado (10p/11r/10a) vs. Marist (Feb. 12, 2012)

2017-18 Superlatives

Indivdual Superlatives	IONA HIGHS	OPPONENT HIGHS
Points, Game:	40, Rickey McGill, at Rider (2/25/18)	32, Tyler Nelson, at Fairfield (1/29/17)
Points, 1st Half:	16, E.J. Crawford, at NJIT (12/9/17)	16, 2x (Ray Salnave), at Monmouth (1/19/17)
Points, 2nd Half:	31, Rickey McGill, at Rider (2/25/18)	23, Tyus Battle, at Syracuse (11/14/17)
Points, Overtime:	6, Roland Griffin, vs. Quinnipiac (2/2/18)	10, Evan Fisher, at Siena (2/12/18)
Field Goals Made:	12, Rickey McGill, at Rider (2/25/18)	13, Jerrick Harding, at Syracuse (11/14/17)
Field Goals Attempted:	19, Roland Griffin, at Niagara (12/29/17)	25, Kahlil Dukes, at Niagara (12/29/17)
FG Pct. (min. 10 att.):	81.8% (9-11), Rickey McGill, at Rider (2/25/18)	81.8 (9-11), Carson Williams, vs. Northern Kentucky (11/18/17)
FG Pct. (min. 5 att.)	100% (7-7), Rickey McGill, vs. Manhattan (2/23/18)	100% (6-6), DeMario Beck, vs. Coastal Carolina (11/19/17)
3-Point FG Made:	7, Deyshonee Much, at Marist (2/4/18)	5, 3x (Tyler Nelson), at Fairfield (1/29/17)
3-Point FG Attempted:	11, 3x (Jan Svandrlik), vs. FDU (12/2/17)	11, 2x (Jordan Horn), at Siena (2/12/18)
3-FG% (4 att.):	77.7% (7-9), Deyshonee Much, at Marist (2/4/18)	75.0% (3-4), Zac Cuthbertson, vs. Coastal Carolina (11/19/17)
Free Throws Made:	11, Rickey McGill, at Rider (2/25/18)	8, Shamorie Ponds, vs. St. John's (12/17/17)
Free Throws Attempted:	13, Rickey McGill, at Rider (2/25/18)	11, Artur Labinowicz, vs. Coastal Carolina (11/19/17)
FT% (10 att.):	90% (9-10), 2x (Schadrac Casimir), vs. Manhattan (2/23/18)	63.6% (7-11), Artur Labinowicz, vs. C. Carolina (11/19/17)
FT% (7 att.):	100% (8-8), 3x (Deyshonee Much), vs. Fairfield (1/7/18)	100% (8-8), Shamorie Ponds, vs. St. John's (12/17/17)
Rebounds:	16, TK Edogi, at Niagara (12/29/17)	16, Tyere Marshall, at Rider (2/25/18)
Off. Rebounds:	7, TK Edogi, vs. Weber State (11/17/17)	8, Adul Lewis, at NJIT (12/9/17)
Def. Rebounds:	10, 2x (Deyshonee Much), at Canisius (12/31/17)	11, 2x (Tyere Marshall), at Rider (2/25/18)
Assists:	12, Rickey McGill, vs. Canisius (1/21/18)	12, Aidas Kavaliauskas, at Fairfield (1/29/17)
Turnovers:	6, 4x (Rickey McGill), at Rider (2/25/18)	7, 3x (David Knudsen), at Marist (2/4/18)
Blocks:	4, TK Edogi, vs. Niagara (2/16/18)	6, Tariq Owens, vs. St. John's (12/17/17)
Steals:	4, 3x (Zach Lewis), vs. Manhattan (1/17/18)	4, 2x (Ponds, Simon), vs. St. John's (12/17/17)
Minutes Played:	48, Schadrac Casimir, vs. Quinnipiac (2/2/18)	48, 2x (Rigoni, Washington), vs. Quinnipiac (2/2/18)

Team Superlatives	IONA HIGH	IONA LOW	OPPONENT HIGH	OPPONENT LOW
Points	101, at Rider	50, vs. Monmouth	110, at Rider	64, 2x (at Marist)
Points (1st Half)	55, at Marist	23, at Albany	57, at Rider	23, at Holy Cross
Points (2nd Half)	61, at Rider	26, vs. Monmouth	57, vs. C. Carolina	24, vs. Rider
Victory Margin	34, at Marist	2, vs. Siena	22, vs. Monmouth	1, vs. Niagara
Field Goals Made	40, at Fairfield	19, vs. Monmouth	43, at Rider	22, 2x (vs. Yale)
Field Goals Att.	81, at Niagara	51, at Saint Peter's	92, at Niagara	47, vs. Saint Peter's
Field Goal Pct.	58.2%, vs. Rider	32.8%, vs. Monmouth	61.4%, at Rider	33.3%, at URI
First Half FG%	58.6%, vs. Canisius	25.7%, vs. FDU	64.0%, vs. Siena	28.6%, at NJIT
Second Half FG%	65.6%, vs. C. Carolina	35.7%, 2x (vs. Monmouth)	72.0%, vs. C. Carolina	36.4%, vs. Manhattan
3-Pt FG Made	20, at Holy Cross	5, 2x (vs. Quinnipiac)	15, vs. Canisius	0, vs. St. John's
3-Pt FG Attempted	37, 2x (at Holy Cross)	16, vs. Quinnipiac	35, vs. Canisius	12, vs. St. John's
3-Pt FG%	57.1%, vs. Rider	18.2%, at Albany	53.7%, vs. C. Carolina	0.0%, vs. St. John's
Free Throws Made	26, 3x (at Rider)	4, vs. Weber State	23, vs. St. John's	4, 2x (vs. Rider)
Free Throws Att.	38, at Rider	4, vs. Weber State	39, at Rider	6, 3x (vs. Canisius)
Free Throw %	100.0%, 2x (at Ohio)	50.0%, 2x (vs. Monmouth)	89.5%, at Albany	23.5%, vs. Rider
Offensive Rebounds	18, 2x (at Niagara)	2, vs. Yale	23, at Niagara	4, 2x (vs. Siena)
Defensive Rebounds	37, 2x (at Niagara)	19, at Syracuse	34, vs. Niagara	18, at Holy Cross
Rebounds	55, at Niagara	24, vs. C. Carolina	56, at Niagara	26, 2x (vs. Fairfield)
Assists	25, vs. C. Carolina	9, at URI	26, at Fairfield	6, at Albany
Turnovers	19, 2x (at Rider)	6, 2x (at Siena)	20, 2x (vs. Rider)	6, vs. Canisius
Steals	13, vs. Weber State	2, at Ohio	14, at Rider	0, vs. Siena
Blocked Shots	6, 2x (vs. Monmouth)	0, vs. St. John's	10, vs. St. John's	0, 2x (vs. Quinnipiac)
Possessions	93, at Niagara	63, at Holy Cross	93, at Niagara	63, at Holy Cross
Double Digit Scorers	6, 2x (vs. Manhattan)	1, vs. Monmouth	5, 5x (at Rider)	1, 2x (vs. Monmouth)

2017-18 Gaels By The Numbers... *(under Cluess in parenthesis)*

Iona Record:
Overall 17-13 (179-91)
MAAC 11-7 (112-40)
At the Hynes Athletics Center..... 8-3 (84-16)
On the Road 7-7 (70-54)
Neutral Sites 2-3 (23-20)
MAAC Home Games..... 6-3 (61-13)
MAAC Away Games 4-4 (48-27)
Leading at the half 12-4 (142-27)
Trailing at the half..... 3-8 (31-65)
Tied at the half 2-1 (8-5)
Overtime 1-0 (9-6)
After a win..... 8-9 (121-54)
After a loss..... 9-4 (56-33)

Day of the Week:
Sunday 3-5 (47-22)
Monday..... 0-2 (12-11)
Tuesday 3-1 (15-12)
Wednesday 0-0 (18-6)
Thursday 1-2 (7-12)
Friday 5-3 (51-15)
Saturday..... 4-1 (28-13)

Month:
November..... 2-4 (22-18)
December..... 5-3 (38-25)
January 6-2 (52-19)
February 4-4 (47-16)
March 0-0 (22-12)

Tip-off Time
Day games 6-5 (66-29)
Night games (after 5 p.m.) 11-8 (113-58)

When Iona Scores
Less than 50 points 0-0 (0-0)
50-59 points..... 0-2 (0-7)
60-69 points..... 0-2 (16-18)
70-79 points..... 5-4 (53-39)
80-89 points..... 8-3 (65-18)
90-99 points..... 4-0 (34-6)
More than 99 points..... 0-2 (12-4)

When Opponent Scores:
Less than 50 points 0-0 (2-0)
50-59 points..... 0-0 (25-0)
60-69 points..... 8-2 (56-11)
70-79 points..... 6-2 (66-23)
80-89 points..... 2-7 (25-32)
More than 89 points..... 1-2 (5-25)

When Iona's FG Percentage is:
Less than 35%..... 1-2 (3-11)
35-39.9%..... 2-1 (6-15)
40-44.9%..... 3-3 (28-33)
45-49.9%..... 3-2 (57-18)
50% or higher 8-5 (86-13)

When Opponents' FG Percentage is:
Less than 35%..... 0-0 (17-0)
35-39.9%..... 4-2 (41-7)
40-44.9%..... 2-1 (52-26)
45-49.9%..... 8-6 (44-23)
50% or higher 3-3 (23-35)

At the Free Throw Line:
When Iona makes more FTs 12-2 (110-33)
When Iona shoots more FTs..... 9-4 (113-30)
When opponents make more FTs ... 3-10 (58-55)
When opponents shoot more FTs..... 7-9 (61-56)
When free throws made are equal 2-1 (12-3)
When free throws shot are equal..... 0-0 (6-4)

From Behind the Arc:
When Iona makes more threes 11-6 (120-32)
When opponents make more threes 4-4 (37-51)
Three pointers are equal 3-2 (24-6)

Rebounds:
When Iona out rebounds opponent..... 6-3 (94-22)
When opponent out rebounds Iona.... 10-9 (77-73)
When rebounds are equal..... 1-0 (8-4)

Assists:
When Iona has more assists 15-5 (140-30)
When opponent has more assists 2-8 (28-57)
When assists are equal 0-0 (10-5)

Turnovers:
When Iona has more TOs 5-6 (57-43)
When opponent has more TOs 13-6 (112-41)
When turnovers are equal 0-0 (11-6)

Margin of Victory/Loss:
5 points or less..... 7-6 (43-41)
6-10 points..... 2-5 (36-28)
11-15 points..... 3-1 (33-10)
16-20 points..... 3-0 (30-7)
More than 20 points..... 2-1 (34-5)

2017-18 Starting Lineups *(11 combinations in 2017-18)*

Opponent	F	F	G	G	G	Record
at Albany	Griffin	Crawford	Much	Casimir	McGill	0-1
at Syracuse	Edogi	Griffin	Much	Lewis	McGill	-
vs. Weber State	Edogi	Griffin	Much	Lewis	McGill	-
vs. Northern Kentucky	Edogi	Griffin	Much	Lewis	McGill	1-2
vs. Coastal Carolina	Edogi	Griffin	Crawford	Much	Lewis	0-1
at Ohio	Kensmil	Crawford	Much	Lewis	McGill	1-0
FAIRLEIGH DICKINSON	Edogi	Crawford	Much	Lewis	McGill	-
at NJIT	Edogi	Crawford	Much	Casimir	McGill	-
YALE	Edogi	Crawford	Much	Casimir	McGill	-
vs. St. John's	Edogi	Crawford	Much	Lewis	McGill	-
at Holy Cross	Edogi	Crawford	Much	Lewis	McGill	-
at Rhode Island	Edogi	Crawford	Much	Lewis	McGill	-
at Niagara*	Edogi	Crawford	Much	Lewis	McGill	-
at Canisius*	Edogi	Crawford	Much	Lewis	McGill	3-3
-SAINT PETER'S*	Griffin	Crawford	Much	Lewis	McGill	1-0
FAIRFIELD*	Edogi	Crawford	Lewis	Casimir	McGill	-
SIENA*	Edogi	Griffin	Much	Casimir	McGill	1-0
RIDER*	Edogi	Much	Lewis	Casimir	McGill	1-0
at Monmouth*	Edogi	Crawford	Much	Casimir	McGill	-
CANISIUS*	Edogi	Crawford	Much	Casimir	McGill	-
vs. Manhattan*	Edogi	Crawford	Much	Casimir	McGill	-
at Fairfield*	Edogi	Crawford	Much	Casimir	McGill	-
QUINNIPIAC*	Edogi	Crawford	Much	Casimir	McGill	-
at Marist*	Edogi	Crawford	Much	Casimir	McGill	-
MONMOUTH*	Edogi	Crawford	Much	Casimir	McGill	6-3
at Saint Peter's*	Edogi	Crawford	Lewis	Casimir	McGill	-
at Siena*	Edogi	Crawford	Lewis	Casimir	McGill	2-1
NIAGARA*	Edogi	Griffin	Crawford	Casimir	McGill	-
MANHATTAN*	Edogi	Griffin	Crawford	Casimir	McGill	-
at Rider*	Edogi	Griffin	Crawford	Casimir	McGill	1-2

2017-18 Iona Game-By Game Team Statistics

				Total		3-Pointers		Free throws		Rebounds										
Opponent	Date	Score		fg-fga	pct	3fg-fga	pct	ft-fta	pct	off	def	tot	avg	pf	a	t/o	blk	stl	pts	avg
at Albany	11/10/17	67-69	L	26-59	.441	4-22	.182	11-14	.786	7	20	27	27.0	21	14	7	3	6	67	67.0
at Syracuse	11/14/17	62-71	L	22-60	.367	10-32	.313	8-10	.800	10	19	29	28.0	19	18	12	3	7	62	64.5
vs Weber State	11/17/17	80-72	W	35-70	.500	6-19	.316	4-4	1.000	10	24	34	30.0	15	20	11	2	13	80	69.7
vs Northern Kentucky	11/18/17	72-85	L	27-59	.458	8-21	.381	10-14	.714	10	23	33	30.8	15	10	18	2	7	72	70.2
vs Coastal Carolina	11/19/17	84-89	L	30-61	.492	16-37	.432	8-15	.533	4	20	24	29.4	23	25	14	1	8	84	73.0
at Ohio	11/28/17	93-88	W	33-71	.465	14-35	.400	13-13	1.000	10	29	39	31.0	16	18	9	4	2	93	76.3
FAIRLEIGH DICKINSON	12/02/17	82-75	W	22-66	.333	12-35	.343	26-33	.788	15	26	41	32.4	12	18	8	2	9	82	77.1
at NJIT	12/09/17	74-70	W	26-58	.448	10-20	.500	12-14	.857	10	24	34	32.6	19	14	12	5	3	74	76.8
YALE	12/12/17	83-67	W	30-54	.556	11-23	.478	12-14	.857	2	28	30	32.3	16	18	9	4	4	83	77.4
vs St. John's	12/17/17	59-69	L	22-63	.349	10-32	.313	5-10	.500	15	30	45	33.6	19	10	16	0	5	59	75.6
at Holy Cross	12/19/17	82-68	W	27-52	.519	20-37	.541	8-10	.800	7	24	31	33.4	11	20	13	3	7	82	76.2
at Rhode Island	12/21/17	74-80	L	27-53	.509	7-17	.412	13-20	.650	7	26	33	33.3	21	9	14	5	4	74	76.0
at Niagara	12/29/17	98-93	Wot	32-81	.395	8-27	.296	26-32	.813	18	37	55	35.0	24	14	15	6	6	98	77.7
at Canisius	12/31/17	78-85	L	29-61	.475	7-22	.318	13-24	.542	9	24	33	34.9	21	11	15	3	8	78	77.7
SAINT PETER'S	01/05/18	73-69	W	25-57	.439	12-31	.387	11-17	.647	5	20	25	34.2	19	19	13	1	8	73	77.4
FAIRFIELD	01/07/18	84-65	W	25-58	.431	14-32	.438	20-24	.833	14	30	44	34.8	10	21	12	4	8	84	77.8
SIENA	01/11/18	71-69	W	22-57	.386	8-16	.500	19-26	.731	11	22	33	34.7	15	13	9	2	7	71	77.4
RIDER	01/14/18	91-64	W	32-55	.582	16-28	.571	11-14	.786	5	24	29	34.4	17	21	19	4	7	91	78.2
at Monmouth	01/19/18	76-73	W	27-58	.466	7-25	.280	15-17	.882	7	25	32	34.3	19	12	14	4	9	76	78.1
CANISIUS	01/21/18	82-84	L	30-57	.526	8-22	.364	14-17	.824	4	32	36	34.3	14	18	16	4	3	82	78.2
vs Manhattan	01/27/18	78-65	W	30-55	.545	8-17	.471	10-14	.714	4	23	27	34.0	16	20	6	4	9	78	78.2
at Fairfield	01/29/18	100-103	Lot	40-78	.513	9-23	.391	11-15	.733	12	27	39	34.2	15	17	15	1	7	100	79.2
QUINNIPIAC	02/02/18	87-82	Wot	36-74	.486	5-16	.313	10-18	.556	10	29	39	34.4	16	19	9	2	9	87	79.6
at Marist	02/04/18	98-64	W	36-67	.537	15-28	.536	11-17	.647	7	31	38	34.6	11	21	7	5	10	98	80.3
MONMOUTH	02/08/18	50-72	L	19-58	.328	7-32	.219	5-10	.500	9	23	32	34.5	20	10	13	6	5	50	79.1
at Saint Peter's	02/10/18	86-77	W	28-51	.549	9-21	.429	19-24	.792	3	25	28	34.2	15	19	12	1	5	86	79.4
at Siena	02/12/18	78-82	Lot	30-70	.429	6-19	.316	12-17	.706	10	24	34	34.2	18	13	6	2	5	78	79.3
NIAGARA	02/16/18	84-85	L	34-77	.442	7-27	.259	9-15	.600	11	26	37	34.3	21	19	8	5	5	84	79.5
MANHATTAN	02/23/18	88-75	W	29-58	.500	12-22	.545	18-23	.783	9	20	29	34.1	16	18	10	2	8	88	79.8
at Rider	02/25/18	101-110	L	31-58	.534	13-27	.481	26-38	.684	7	21	28	33.9	24	13	19	3	4	101	80.5
Iona College		2415		862-1856	.464	299-765	.391	390-533	.732	262	756	1018	33.9	518	492	361	93	198	2415	80.5
Opponents		2320		863-1861	.464	232-649	.357	362-539	.672	329	795	1124	37.5	506	451	409	83	155	2320	77.3

Games played: 30
Points/game: 80.5
FG Pct: 46.4
3FG Pct: 39.1
FT Pct: 73.2

Rebounds/game: 33.9
Assists/game: 16.4
Turnovers/game: 12.0
Assist/turnover ratio: 1.4
Steals/game: 6.6
Blocks/game: 3.1

2017-18 Opponent Game-By Game Team Statistics

				Total		3-Pointers		Free throws		Rebounds										
Opponent	Date	Score		fg-fga	pct	3fg-fga	pct	ft-fta	pct	off	def	tot	avg	pf	a	t/o	blk	stl	pts	avg
at Albany	11/10/17	67-69	L	24-62	.387	4-15	.267	17-19	.895	19	28	47	47.0	16	6	13	0	1	69	69.0
at Syracuse	11/14/17	62-71	L	26-54	.481	6-18	.333	13-22	.591	13	29	42	44.5	12	12	15	8	6	71	70.0
vs Weber State	11/17/17	80-72	W	29-61	.475	8-18	.444	6-10	.600	11	24	35	41.3	9	17	18	1	5	72	70.7
vs Northern Kentucky	11/18/17	72-85	L	31-57	.544	7-24	.292	16-23	.696	6	22	28	38.0	12	23	12	2	7	85	74.2
vs Coastal Carolina	11/19/17	84-89	L	32-56	.571	7-13	.538	18-27	.667	8	30	38	38.0	14	21	17	1	6	89	77.2
at Ohio	11/28/17	93-88	W	33-65	.508	13-28	.464	9-15	.600	7	28	35	37.5	14	20	11	5	3	88	79.0
FAIRLEIGH DICKINSON	12/02/17	82-75	W	30-63	.476	10-25	.400	5-6	.833	8	33	41	38.0	27	17	17	4	4	75	78.4
at NJIT	12/09/17	74-70	W	22-60	.367	7-23	.304	19-26	.731	17	21	38	38.0	15	9	9	2	4	70	77.4
YALE	12/12/17	83-67	W	22-57	.386	11-27	.407	12-16	.750	10	22	32	37.3	12	16	10	2	6	67	76.2
vs St. John's	12/17/17	59-69	L	23-61	.377	0-12	.000	23-27	.852	10	29	39	37.5	15	9	9	10	9	69	75.5
at Holy Cross	12/19/17	82-68	W	26-57	.456	12-30	.400	4-6	.667	8	18	26	36.5	12	13	12	2	7	68	74.8
at Rhode Island	12/21/17	74-80	L	28-66	.424	4-17	.235	20-28	.714	18	22	40	36.8	20	13	9	3	5	80	75.2
at Niagara	12/29/17	98-93	Wot	36-92	.391	4-24	.167	17-24	.708	23	33	56	38.2	25	10	13	4	6	93	76.6
at Canisius	12/31/17	78-85	L	29-62	.468	8-23	.348	19-22	.864	10	30	40	38.4	19	14	16	1	6	85	77.2
SAINT PETER'S	01/05/18	73-69	W	24-47	.511	8-21	.381	13-19	.684	6	28	34	38.1	15	15	20	2	4	69	76.7
FAIRFIELD	01/07/18	84-65	W	26-57	.456	7-20	.350	6-10	.600	4	22	26	37.3	23	17	13	3	5	65	75.9
SIENA	01/11/18	71-69	W	26-49	.531	8-19	.421	9-15	.600	4	28	32	37.0	18	12	15	4	0	69	75.5
RIDER	01/14/18	91-64	W	28-60	.467	4-15	.267	4-17	.235	14	20	34	36.8	18	10	20	1	7	64	74.9
at Monmouth	01/19/18	76-73	W	26-55	.473	9-19	.474	12-18	.667	6	25	31	36.5	20	17	18	2	7	73	74.8
CANISIUS	01/21/18	82-84	L	32-69	.464	15-35	.429	5-6	.833	5	24	29	36.2	15	25	6	1	8	84	75.2
vs Manhattan	01/27/18	78-65	W	24-60	.400	8-19	.421	9-16	.563	17	22	39	36.3	13	14	13	2	1	65	74.8
at Fairfield	01/29/18	100-103	Lot	39-73	.534	14-27	.519	11-14	.786	7	30	37	36.3	16	26	13	2	6	103	76.0
QUINNIPIAC	02/02/18	87-82	Wot	32-68	.471	8-31	.258	10-16	.625	11	33	44	36.7	19	15	18	0	5	82	76.3
at Marist	02/04/18	98-64	W	25-65	.385	7-27	.259	7-10	.700	11	24	35	36.6	14	10	16	1	1	64	75.8
MONMOUTH	02/08/18	50-72	L	26-55	.473	6-18	.333	14-23	.609	11	33	44	36.9	15	15	12	4	6	72	75.6
at Saint Peter's	02/10/18	86-77	W	31-69	.449	8-24	.333	7-11	.636	14	22	36	36.8	21	15	11	1	7	77	75.7
at Siena	02/12/18	78-82	Lot	31-64	.484	7-19	.368	13-19	.684	9	31	40	37.0	17	17	11	5	2	82	75.9
NIAGARA	02/16/18	84-85	L	32-69	.464	7-21	.333	14-25	.560	15	34	49	37.4	14	11	12	4	2	85	76.2
MANHATTAN	02/23/18	88-75	W	27-58	.466	8-19	.421	13-19	.684	15	23	38	37.4	17	17	15	4	5	75	76.2
at Rider	02/25/18	101-110	L	43-70	.614	7-18	.389	17-30	.567	12	27	39	37.5	29	15	15	2	14	110	77.3
Opponents		2320		863-1861	.464	232-649	.357	362-539	.672	329	795	1124	37.5	506	451	409	83	155	2320	77.3
Iona College		2415		862-1856	.464	299-765	.391	390-533	.732	262	756	1018	33.9	518	492	361	93	198	2415	80.5

Games played: 30
Points/game: 77.3
FG Pct: 46.4
3FG Pct: 35.7
FT Pct: 67.2

Rebounds/game: 37.5
Assists/game: 15.0
Turnovers/game: 13.6
Assist/turnover ratio: 1.1
Steals/game: 5.2
Blocks/game: 2.8

2017-18 Iona College Game By Game Comparison

Opponent	1st	2nd	Score	Mar	Total FG	FG Pct	3-Pointers	3FG Pct	Free Throws	FT Pct	Rebounds		Assist	T/Over	Block	Steal	Fouls
Albany	23/34	44/35	67-69	(2)	26-59/24-62	.441/.387	4-22/4-15	.182/.267	11-14/17-19	.786/.895	27/47	(20)	14/6	7/13	3/0	6/1	21/16
Syracuse	28/32	34/39	62-71	(9)	22-60/26-54	.367/.481	10-32/6-18	.313/.333	8-10/13-22	.800/.591	29/42	(13)	18/12	12/15	3/8	7/6	19/12
Weber State	40/30	40/42	80-72	+8	35-70/29-61	.500/.475	6-19/8-18	.316/.444	4-4/6-10	1000/.600	34/35	(1)	20/17	11/18	2/1	13/5	15/9
Northern Kentucky	33/45	39/40	72-85	(13)	27-59/31-57	.458/.544	8-21/7-24	.381/.292	10-14/16-23	.714/.696	33/28	+5	10/23	18/12	2/2	7/7	15/12
Coastal Carolina	26/32	58/57	84-89	(5)	30-61/32-56	.492/.571	16-37/7-13	.432/.538	8-15/18-27	.533/.667	24/38	(14)	25/21	14/17	1/1	8/6	23/14
Ohio	42/42	51/46	93-88	+5	33-71/33-65	.465/.508	14-35/13-28	.400/.464	13-13/9-15	1000/.600	39/35	+4	18/20	9/11	4/5	2/3	16/14
FAIRLEIGH DICKINSON	31/42	51/33	82-75	+7	22-66/30-63	.333/.476	12-35/10-25	.343/.400	26-33/5-6	.788/.833	41/41	-	18/17	8/17	2/4	9/4	12/27
NJIT	40/31	34/39	74-70	+4	26-58/22-60	.448/.367	10-20/7-23	.500/.304	12-14/19-26	.857/.731	34/38	(4)	14/9	12/9	5/2	3/4	19/15
YALE	44/35	39/32	83-67	+16	30-54/22-57	.556/.386	11-23/11-27	.478/.407	12-14/12-16	.857/.750	30/32	(2)	18/16	9/10	4/2	4/6	16/12
St. John's	25/25	34/44	59-69	(10)	22-63/23-61	.349/.377	10-32/0-12	.313/.000	5-10/23-27	.500/.852	45/39	+6	10/9	16/9	0/10	5/9	19/15
Holy Cross	38/23	44/45	82-68	+14	27-52/26-57	.519/.456	20-37/12-30	.541/.400	8-10/4-6	.800/.667	31/26	+5	20/13	13/12	3/2	7/7	11/12
Rhode Island	31/30	43/50	74-80	(6)	27-53/28-66	.509/.424	7-17/4-17	.412/.235	13-20/20-28	.650/.714	33/40	(7)	9/13	14/9	5/3	4/5	21/20
Niagara	37/37	41/41	98-93	+5	32-81/36-92	.395/.391	8-27/4-24	.296/.167	26-32/17-24	.813/.708	55/56	(1)	14/10	15/13	6/4	6/6	24/25
Canisius	29/43	49/42	78-85	(7)	29-61/29-62	.475/.468	7-22/8-23	.318/.348	13-24/19-22	.542/.864	33/40	(7)	11/14	15/16	3/1	8/6	21/19
SAINT PETER'S	29/28	44/41	73-69	+4	25-57/24-47	.439/.511	12-31/8-21	.387/.381	11-17/13-19	.647/.684	25/34	(9)	19/15	13/20	1/2	8/4	19/15
FAIRFIELD	37/34	47/31	84-65	+19	25-58/26-57	.431/.456	14-32/7-20	.438/.350	20-24/6-10	.833/.600	44/26	+18	21/17	12/13	4/3	8/5	10/23
SIENA	34/40	37/29	71-69	+2	22-57/26-49	.386/.531	8-16/8-19	.500/.421	19-26/9-15	.731/.600	33/32	+1	13/12	9/15	2/4	7/0	15/18
RIDER	44/40	47/24	91-64	+27	32-55/28-60	.582/.467	16-28/4-15	.571/.267	11-14/4-17	.786/.235	29/34	(5)	21/10	19/20	4/1	7/7	17/18
Monmouth	42/34	34/39	76-73	+3	27-58/26-55	.466/.473	7-25/9-19	.280/.474	15-17/12-18	.882/.667	32/31	+1	12/17	14/18	4/2	9/7	19/20
CANISIUS	42/44	40/40	82-84	(2)	30-57/32-69	.526/.464	8-22/15-35	.364/.429	14-17/5-6	.824/.833	36/29	+7	18/25	16/6	4/1	3/8	14/15
Manhattan	35/27	43/38	78-65	+13	30-55/24-60	.545/.400	8-17/8-19	.471/.421	10-14/9-16	.714/.563	27/39	(12)	20/14	6/13	4/2	9/1	16/13
Fairfield	42/37	43/48	100-103	(3)	40-78/39-73	.513/.534	9-23/14-27	.391/.519	11-15/11-14	.733/.786	39/37	+2	17/26	15/13	1/2	7/6	15/16
QUINNIPIAC	28/32	41/37	87-82	+5	36-74/32-68	.486/.471	5-16/8-31	.313/.258	10-18/10-16	.556/.625	39/44	(5)	19/15	9/18	2/0	9/5	16/19
Marist	55/30	43/34	98-64	+34	36-67/25-65	.537/.385	15-28/7-27	.536/.259	11-17/7-10	.647/.700	38/35	+3	21/10	7/16	5/1	10/1	11/14
MONMOUTH	24/41	26/31	50-72	(22)	19-58/26-55	.328/.473	7-32/6-18	.219/.333	5-10/14-23	.500/.609	32/44	(12)	10/15	13/12	6/4	5/6	20/15
Saint Peter's	31/29	55/48	86-77	+9	28-51/31-69	.549/.449	9-21/8-24	.429/.333	19-24/7-11	.792/.636	28/36	(8)	19/15	12/11	1/1	5/7	15/21
Siena	36/33	30/33	78-82	(4)	30-70/31-64	.429/.484	6-19/7-19	.316/.368	12-17/13-19	.706/.684	34/40	(6)	13/17	6/11	2/5	5/2	18/17
NIAGARA	47/37	37/48	84-85	(1)	34-77/32-69	.442/.464	7-27/7-21	.259/.333	9-15/14-25	.600/.560	37/49	(12)	19/11	8/12	5/4	5/2	21/14
MANHATTAN	47/34	41/41	88-75	+13	29-58/27-58	.500/.466	12-22/8-19	.545/.421	18-23/13-19	.783/.684	29/38	(9)	18/17	10/15	2/4	8/5	16/17
Rider	40/57	61/53	101-110	(9)	31-58/43-70	.534/.614	13-27/7-18	.481/.389	26-38/17-30	.684/.567	28/39	(11)	13/15	19/15	3/2	4/14	24/29

Note: Game totals are displayed in the format TEAM/OPPONENT for each category

2017-18 Iona College Points-Rebounds-Assists

Opponent	Date	Score		00 MCGILL,RIC	01 LEWIS,ZACH	02 CRAWFORD,E	03 SEAFORTH,C	04 CASIMIR,SC	11 GRIFFIN,RO	13 EDOGI,TK
at Albany	11/10/17	67-69	L	8-3-6	9-1-2	8-2-0	DNP	0-0-1	8-3-1	17-9-1
at Syracuse	11/14/17	62-71	L	21-3-6	11-1-4	1-3-1	DNP	DNP	6-4-1	10-9-2
vs Weber State	11/17/17	80-72	W	8-1-6	13-3-6	12-3-1	DNP	11-1-1	4-8-1	20-13-1
vs Northern Kentucky	11/18/17	72-85	L	13-4-1	19-3-2	10-6-1	0-0-1	2-2-1	6-3-2	6-8-0
vs Coastal Carolina	11/19/17	84-89	L	23-1-7	14-4-9	14-1-2	DNP	3-1-1	7-2-2	13-5-0
at Ohio	11/28/17	93-88	W	15-6-7	16-2-4	20-1-1	DNP	5-0-3	4-4-0	20-11-0
FAIRLEIGH DICKINSON	12/02/17	82-75	W	11-12-7	6-2-1	5-0-0	0-0-1	21-1-0	DNP	12-8-1
at NJIT	12/09/17	74-70	W	17-6-4	DNP	19-3-2	5-2-2	4-4-2	9-4-2	3-2-0
YALE	12/12/17	83-67	W	9-1-6	7-6-3	24-6-2	6-0-1	0-1-0	8-5-2	2-4-0
vs St. John's	12/17/17	59-69	L	7-4-4	9-1-1	12-5-2	0-0-0	0-3-0	11-8-1	0-8-1
at Holy Cross	12/19/17	82-68	W	11-2-5	0-1-0	9-3-1	3-1-1	22-2-5	9-6-1	2-3-0
at Rhode Island	12/21/17	74-80	L	16-2-4	8-2-0	11-3-1	0-2-1	10-2-3	12-4-0	4-4-0
at Niagara	12/29/17	98-93	W	16-7-4	16-2-1	11-5-1	DNP	6-2-3	20-11-3	12-16-1
at Canisius	12/31/17	78-85	L	21-1-2	10-4-3	21-3-1	0-1-0	0-0-0	11-4-1	1-5-0
SAINT PETER'S	01/05/18	73-69	W	19-5-4	3-2-11	5-2-0	DNP	18-4-1	7-2-0	12-6-1
FAIRFIELD	01/07/18	84-65	W	13-4-7	1-2-1	3-4-1	3-2-1	11-2-3	0-2-1	11-12-0
SIENA	01/11/18	71-69	W	10-6-2	4-4-5	DNP	5-0-0	17-0-2	15-8-3	8-7-0
RIDER	01/14/18	91-64	W	13-2-9	9-1-1	10-2-2	0-1-0	15-3-4	8-8-3	2-1-0
at Monmouth	01/19/18	76-73	W	18-2-2	0-2-0	16-1-1	3-0-1	2-4-2	15-7-1	12-9-0
CANISIUS	01/21/18	82-84	L	14-5-12	4-4-0	15-2-0	3-1-1	8-2-0	4-8-3	16-10-1
vs Manhattan	01/27/18	78-65	W	11-0-4	10-4-4	5-2-1	DNP	20-3-3	12-4-1	10-6-1
at Fairfield	01/29/18	100-103	L	22-4-7	0-2-1	26-7-1	0-0-0	8-2-2	21-6-2	19-13-2
QUINNIPIAC	02/02/18	87-82	W	17-7-8	11-5-6	6-3-0	DNP	14-3-3	20-9-2	8-6-0
at Marist	02/04/18	98-64	W	7-6-9	8-5-7	18-4-0	4-1-1	10-3-1	10-6-1	7-8-0
MONMOUTH	02/08/18	50-72	L	8-5-4	0-1-1	19-5-1	5-1-0	6-3-1	3-1-0	2-2-0
at Saint Peter's	02/10/18	86-77	W	8-7-9	15-0-2	18-6-3	0-1-0	15-1-3	22-4-2	6-4-0
at Siena	02/12/18	78-82	L	13-3-7	11-2-0	15-2-1	0-0-0	4-1-3	21-9-1	14-13-0
NIAGARA	02/16/18	84-85	L	9-2-4	6-5-6	16-7-3	DNP	15-2-2	17-5-1	2-6-0
MANHATTAN	02/23/18	88-75	W	17-5-7	DNP	14-6-2	DNP	30-3-4	14-3-3	5-5-0
at Rider	02/25/18	101-110	L	40-8-4	DNP	18-1-3	7-0-1	9-2-2	5-5-2	6-1-0

Opponent	Date	Score		15 MUCH,DEYSH	20 SVANDRLIK,	21 KENSMIL,GA	44 WILLIAMS,T
at Albany	11/10/17	67-69	L	15-3-3	0-0-0	2-0-0	DNP
at Syracuse	11/14/17	62-71	L	13-2-4	0-0-0	0-2-0	DNP
vs Weber State	11/17/17	80-72	W	12-3-4	0-0-0	0-0-0	DNP
vs Northern Kentucky	11/18/17	72-85	L	15-2-2	0-0-0	1-1-0	0-0-0
vs Coastal Carolina	11/19/17	84-89	L	7-5-3	3-1-1	0-1-0	DNP
at Ohio	11/28/17	93-88	W	5-7-2	6-2-1	0-0-0	2-4-0
FAIRLEIGH DICKINSON	12/02/17	82-75	W	0-5-6	27-6-1	0-0-1	0-0-0
at NJIT	12/09/17	74-70	W	12-7-1	5-2-1	0-1-0	0-3-0
YALE	12/12/17	83-67	W	19-2-3	8-2-0	0-0-0	0-1-0
vs St. John's	12/17/17	59-69	L	15-5-1	5-2-0	DNP	DNP
at Holy Cross	12/19/17	82-68	W	12-5-7	12-4-0	0-0-0	2-0-0
at Rhode Island	12/21/17	74-80	L	10-7-0	3-4-0	DNP	DNP
at Niagara	12/29/17	98-93	W	15-6-1	2-3-0	0-0-0	DNP
at Canisius	12/31/17	78-85	L	14-12-4	0-2-0	DNP	DNP
SAINT PETER'S	01/05/18	73-69	W	3-1-0	6-3-2	DNP	0-0-0
FAIRFIELD	01/07/18	84-65	W	32-6-7	10-3-0	0-0-0	0-1-0
SIENA	01/11/18	71-69	W	8-3-1	4-0-0	0-2-0	DNP
RIDER	01/14/18	91-64	W	14-2-1	12-3-0	6-2-1	2-1-0
at Monmouth	01/19/18	76-73	W	8-4-4	2-3-1	DNP	DNP
CANISIUS	01/21/18	82-84	L	18-2-1	0-1-0	DNP	DNP
vs Manhattan	01/27/18	78-65	W	10-6-6	0-0-0	0-0-0	DNP
at Fairfield	01/29/18	100-103	L	4-3-2	0-0-0	0-0-0	0-0-0
QUINNIPIAC	02/02/18	87-82	W	11-2-0	0-3-0	DNP	DNP
at Marist	02/04/18	98-64	W	21-2-2	7-0-0	4-2-0	2-0-0
MONMOUTH	02/08/18	50-72	L	5-3-3	0-3-0	0-1-0	2-3-0
at Saint Peter's	02/10/18	86-77	W	DNP	0-0-0	DNP	0-0-0
at Siena	02/12/18	78-82	L	DNP	0-1-1	0-1-0	DNP
NIAGARA	02/16/18	84-85	L	2-1-2	8-2-1	9-5-0	DNP
MANHATTAN	02/23/18	88-75	W	8-5-2	0-1-0	DNP	DNP
at Rider	02/25/18	101-110	L	15-3-1	0-3-0	1-2-0	DNP

2017-18 Iona College Overall/Conference Stats

	Overall Statistics										MAAC Statistics									
SUMMARY	gp-gs	min/g	fg%	3fg%	ft%	r/g	a/g	stl	blk	pts/g	gp-gs	min/g	fg%	3fg%	ft%	r/g	a/g	stl	blk	pts/g
McGill, Rickey	30-29	33.6	.464	.392	.717	4.1	5.6	44	4	14.5	18-18	33.4	.493	.388	.732	4.4	5.8	26	4	15.3
Crawford, E.J.	29-25	26.7	.482	.362	.789	3.4	1.2	19	8	13.1	17-16	28.3	.476	.349	.795	3.6	1.2	14	5	13.9
Much, Deyshonee	28-24	30.4	.413	.406	.810	4.1	2.6	36	7	11.5	16-12	29.5	.442	.447	.870	3.8	2.3	22	5	11.8
Griffin, Roland	29-10	23.6	.523	.222	.635	5.3	1.5	14	18	10.7	18-5	23.8	.518	.000	.638	5.7	1.7	9	11	12.5
Casimir, Schadrac	29-18	26.3	.447	.467	.813	2.0	1.9	22	0	9.9	18-15	29.9	.470	.494	.800	2.2	2.2	15	0	11.6
Edogi, TK	30-27	24.3	.558	.200	.774	7.1	0.4	13	35	8.7	18-17	23.9	.557	.000	.714	7.2	0.3	7	22	8.5
Lewis, Zach	27-16	27.0	.386	.325	.714	2.6	3.0	37	9	8.1	16-7	26.3	.362	.309	.742	2.8	3.1	25	5	6.8
Svandrlik, Jan	30-0	10.5	.414	.403	.826	1.8	0.3	9	6	4.0	18-0	10.4	.286	.308	.733	1.7	0.3	3	4	2.8
Seaforth, C.J.	19-0	7.4	.455	.440	.600	0.7	0.6	2	0	2.3	12-0	7.4	.455	.438	.600	0.7	0.4	0	0	2.5
Kensmil, Gavin	21-1	4.6	.476	.000	.250	1.0	0.1	2	3	1.1	11-0	5.4	.692	.000	.200	1.4	0.1	2	3	1.8
Williams, Tyrell	13-0	2.4	.444	.000	.667	1.0	0.0	0	3	0.8	7-0	2.4	1.000	.000	.667	0.7	0.0	0	0	0.9
Taylor, Nils	2-0	1.0	.000	.000	.000	0.0	0.5	0	0	0.0										
Totals	30		.464	.391	.732	33.9	16.4	198	93	80.5	18		.473	.393	.718	34.3	16.6	123	59	83.5
Opponent	30		.464	.357	.672	37.5	15.0	155	83	77.3	18		.470	.358	.637	37.9	15.3	92	43	78.7

	Overall Statistics								MAAC Statistics							
SCORING	fg-fga	fg%	3fg-fga	3fg%	ft-fta	ft%	pts	pts/g	fg-fga	fg%	3fg-fga	3fg%	ft-fta	ft%	pts	pts/g
McGill, Rickey	155-334	.464	49-125	.392	76-106	.717	435	14.5	99-201	.493	26-67	.388	52-71	.732	276	15.3
Crawford, E.J.	137-284	.482	47-130	.362	60-76	.789	381	13.1	88-185	.476	29-83	.349	31-39	.795	236	13.9
Much, Deyshonee	112-271	.413	65-160	.406	34-42	.810	323	11.5	65-147	.442	38-85	.447	20-23	.870	188	11.8
Griffin, Roland	123-235	.523	2-9	.222	61-96	.635	309	10.7	87-168	.518	0-4	.000	51-80	.638	225	12.5
Casimir, Schadrac	84-188	.447	57-122	.467	61-75	.813	286	9.9	63-134	.470	42-85	.494	40-50	.800	208	11.6
Edogi, TK	110-197	.558	1-5	.200	41-53	.774	262	8.7	64-115	.557	0-1	.000	25-35	.714	153	8.5
Lewis, Zach	76-197	.386	38-117	.325	30-42	.714	220	8.1	34-94	.362	17-55	.309	23-31	.742	108	6.8
Svandrlik, Jan	36-87	.414	29-72	.403	19-23	.826	120	4.0	14-49	.286	12-39	.308	11-15	.733	51	2.8
Seaforth, C.J.	15-33	.455	11-25	.440	3-5	.600	44	2.3	10-22	.455	7-16	.438	3-5	.600	30	2.5
Kensmil, Gavin	10-21	.476	0-0	.000	3-12	.250	23	1.1	9-13	.692	0-0	.000	2-10	.200	20	1.8
Williams, Tyrell	4-9	.444	0-0	.000	2-3	.667	10	0.8	2-2	1.000	0-0	.000	2-3	.667	6	0.9
Taylor, Nils	0-0	.000	0-0	.000	0-0	.000	0	0.0								
Totals	862-1856	.464	299-765	.391	390-533	.732	2415	80.5	535-1130	.473	171-435	.393	260-362	.718	1503	83.5
Opponent	863-1861	.464	232-649	.357	362-539	.672	2320	77.3	537-1142	.470	143-399	.358	200-314	.637	1417	78.7

	Overall Statistics									MAAC Statistics								
TOTALS	o-reb	d-reb	total	pf	fo	a	to	a/to	hi pts	o-reb	d-reb	total	pf	fo	a	to	a/to	hi pts
McGill, Rickey	22	102	124	64	1	168	83	2.0	40	11	68	79	37	0	105	44	2.4	40
Crawford, E.J.	15	83	98	48	0	35	30	1.2	26	9	53	62	28	0	21	19	1.1	26
Much, Deyshonee	23	91	114	50	0	73	44	1.7	32	11	50	61	28	0	37	26	1.4	32
Griffin, Roland	36	117	153	78	2	43	46	0.9	22	25	77	102	51	0	30	30	1.0	22
Casimir, Schadrac	13	44	57	57	0	56	34	1.6	30	8	32	40	39	0	39	23	1.7	30
Edogi, TK	77	137	214	70	3	12	48	0.3	20	47	83	130	40	2	6	29	0.2	19
Lewis, Zach	4	67	71	57	2	81	37	2.2	19	2	43	45	31	1	49	26	1.9	16
Svandrlik, Jan	20	34	54	41	0	9	4	2.3	27	12	19	31	24	0	5	1	5.0	12
Seaforth, C.J.	2	11	13	21	0	12	13	0.9	7	1	7	8	15	0	5	7	0.7	7
Kensmil, Gavin	8	12	20	27	0	2	9	0.2	9	7	8	15	16	0	1	4	0.3	9
Williams, Tyrell	4	9	13	4	0	0	3	0.0	2	2	3	5	2	0	0	1	0.0	2
Taylor, Nils	0	0	0	1	0	1	0	0.0	0									
Totals	262	756	1018	518	8	492	361	1.4	101	155	463	618	311	3	298	218	1.4	101
Opponent	329	795	1124	506	13	451	409	1.1	110	194	489	683	328	7	275	257	1.1	110

2017-18 Iona College Season/Career Stats

	SEASON STATISTICS										CAREER STATISTICS									
SUMMARY	gp-gs	min/g	fg%	3fg%	ft%	r/g	a/g	stl	blk	pts/g	gp-gs	min/g	fg%	3fg%	ft%	r/g	a/g	stl	blk	pts/g
McGill, Rickey	30-29	33.6	.464	.392	.717	4.1	5.6	44	4	14.5	95-64	25.8	.469	.361	.750	3.2	3.9	128	21	9.4
Crawford, E.J.	29-25	26.7	.482	.362	.789	3.4	1.2	19	8	13.1	64-55	25.8	.469	.404	.785	3.2	1.2	32	15	11.1
Much, Deyshonee	28-24	30.4	.413	.406	.810	4.1	2.6	36	7	11.5	85-60	28.0	.425	.415	.805	3.7	2.1	109	17	11.4
Griffin, Roland	29-10	23.6	.523	.222	.635	5.3	1.5	14	18	10.7	29-10	23.6	.523	.222	.635	5.3	1.5	14	18	10.7
Casimir, Schadrac	29-18	26.3	.447	.467	.813	2.0	1.9	22	0	9.9	102-65	26.9	.430	.436	.880	2.1	1.8	84	4	10.4
Edogi, TK	30-27	24.3	.558	.200	.774	7.1	0.4	13	35	8.7	30-27	24.3	.558	.200	.774	7.1	0.4	13	35	8.7
Lewis, Zach	27-16	27.0	.386	.325	.714	2.6	3.0	37	9	8.1	27-16	27.0	.386	.325	.714	2.6	3.0	37	9	8.1
Svandrlik, Jan	30-0	10.5	.414	.403	.826	1.8	0.3	9	6	4.0	61-3	9.6	.433	.436	.857	1.9	0.2	16	11	3.2
Seaforth, C.J.	19-0	7.4	.455	.440	.600	0.7	0.6	2	0	2.3	19-0	7.4	.455	.440	.600	0.7	0.6	2	0	2.3
Kensmil, Gavin	21-1	4.6	.476	.000	.250	1.0	0.1	2	3	1.1	21-1	4.6	.476	.000	.250	1.0	0.1	2	3	1.1
Williams, Tyrell	13-0	2.4	.444	.000	.667	1.0	0.0	0	3	0.8	39-0	4.8	.467	.000	.769	1.5	0.1	2	13	1.0
Taylor, Nils	2-0	1.0	.000	.000	.000	0.0	0.5	0	0	0.0	2-0	1.0	.000	.000	.000	0.0	0.5	0	0	0.0

SCORING	fg-fga	fg%	3fg-fga	3fg%	ft-fta	ft%	pts	pts/g	fg-fga	fg%	3fg-fga	3fg%	ft-fta	ft%	pts	pts/g
McGill, Rickey	155-334	.464	49-125	.392	76-106	.717	435	14.5	322-687	.469	83-230	.361	162-216	.750	889	9.4
Crawford, E.J.	137-284	.482	47-130	.362	60-76	.789	381	13.1	247-527	.469	103-255	.404	113-144	.785	710	11.1
Much, Deyshonee	112-271	.413	65-160	.406	34-42	.810	323	11.5	332-782	.425	202-487	.415	103-128	.805	969	11.4
Griffin, Roland	123-235	.523	2-9	.222	61-96	.635	309	10.7	123-235	.523	2-9	.222	61-96	.635	309	10.7
Casimir, Schadrac	84-188	.447	57-122	.467	61-75	.813	286	9.9	323-751	.430	197-452	.436	213-242	.880	1056	10.4
Edogi, TK	110-197	.558	1-5	.200	41-53	.774	262	8.7	110-197	.558	1-5	.200	41-53	.774	262	8.7
Lewis, Zach	76-197	.386	38-117	.325	30-42	.714	220	8.1	76-197	.386	38-117	.325	30-42	.714	220	8.1
Svandrlik, Jan	36-87	.414	29-72	.403	19-23	.826	120	4.0	58-134	.433	48-110	.436	30-35	.857	194	3.2
Seaforth, C.J.	15-33	.455	11-25	.440	3-5	.600	44	2.3	15-33	.455	11-25	.440	3-5	.600	44	2.3
Kensmil, Gavin	10-21	.476	0-0	.000	3-12	.250	23	1.1	10-21	.476	0-0	.000	3-12	.250	23	1.1
Williams, Tyrell	4-9	.444	0-0	.000	2-3	.667	10	0.8	14-30	.467	0-0	.000	10-13	.769	38	1.0
Taylor, Nils	0-0	.000	0-0	.000	0-0	.000	0	0.0	0-0	.000	0-0	.000	0-0	.000	0	0.0

TOTALS	o-reb	d-reb	t-reb	pf	fo	ast	to	a/to	o-reb	d-reb	t-reb	pf	fo	ast	to	a/to
McGill, Rickey	22	102	124	64	1	168	83	2.0	55	247	302	187	3	370	172	2.2
Crawford, E.J.	15	83	98	48	0	35	30	1.2	34	171	205	122	2	74	61	1.2
Much, Deyshonee	23	91	114	50	0	73	44	1.7	67	248	315	165	4	177	134	1.3
Griffin, Roland	36	117	153	78	2	43	46	0.9	36	117	153	78	2	43	46	0.9
Casimir, Schadrac	13	44	57	57	0	56	34	1.6	50	164	214	175	2	185	106	1.7
Edogi, TK	77	137	214	70	3	12	48	0.3	77	137	214	70	3	12	48	0.3
Lewis, Zach	4	67	71	57	2	81	37	2.2	4	67	71	57	2	81	37	2.2
Svandrlik, Jan	20	34	54	41	0	9	4	2.3	32	83	115	72	1	15	12	1.3
Seaforth, C.J.	2	11	13	21	0	12	13	0.9	2	11	13	21	0	12	13	0.9
Kensmil, Gavin	8	12	20	27	0	2	9	0.2	8	12	20	27	0	2	9	0.2
Williams, Tyrell	4	9	13	4	0	0	3	0.0	20	37	57	47	1	2	12	0.2
Taylor, Nils	0	0	0	1	0	1	0	0.0	0	0	0	1	0	1	0	0.0

2017-18 Iona College Extended Box Score

RECORD:	OVERALL	HOME	AWAY	NEUTRAL
ALL GAMES	17-13	8-3	7-7	2-3
CONFERENCE	11-7	6-3	4-4	1-0
NON-CONFERENCE	6-6	2-0	3-3	1-3

					Total		3-Point		F-Throw		Rebounds																	
##	Player	gp-gs	min	avg	fg-fga	fg%	3fg-fga	3fg%	ft-fta	ft%	off	def	tot	avg	pf	dq	a	a/g	to	to/g	a/to	blk	blk/g	stl	stl/g	pts	avg
00	McGill, Rickey	30-29	1009	33.6	155-334	.464	49-125	.392	76-106	.717	22	102	124	4.1	64	1	168	5.60	83	2.77	2.02	4	0.13	44	1.47	435	14.5
02	Crawford, E.J.	29-25	775	26.7	137-284	.482	47-130	.362	60-76	.789	15	83	98	3.4	48	0	35	1.21	30	1.03	1.17	8	0.28	19	0.66	381	13.1
15	Much, Deyshonee	28-24	850	30.4	112-271	.413	65-160	.406	34-42	.810	23	91	114	4.1	50	0	73	2.61	44	1.57	1.66	7	0.25	36	1.29	323	11.5
11	Griffin, Roland	29-10	685	23.6	123-235	.523	2-9	.222	61-96	.635	36	117	153	5.3	78	2	43	1.48	46	1.59	0.93	18	0.62	14	0.48	309	10.7
04	Casimir, Schadrac	29-18	762	26.3	84-188	.447	57-122	.467	61-75	.813	13	44	57	2.0	57	0	56	1.93	34	1.17	1.65	0	0.00	22	0.76	286	9.9
13	Edogi, TK	30-27	729	24.3	110-197	.558	1-5	.200	41-53	.774	77	137	214	7.1	70	3	12	0.40	48	1.60	0.25	35	1.17	13	0.43	262	8.7
01	Lewis, Zach	27-16	729	27.0	76-197	.386	38-117	.325	30-42	.714	4	67	71	2.6	57	2	81	3.00	37	1.37	2.19	9	0.33	37	1.37	220	8.1
20	Svandrlik, Jan	30-0	316	10.5	36-87	.414	29-72	.403	19-23	.826	20	34	54	1.8	41	0	9	0.30	4	0.13	2.25	6	0.20	9	0.30	120	4.0
03	Seaforth, C.J.	19-0	141	7.4	15-33	.455	11-25	.440	3-5	.600	2	11	13	0.7	21	0	12	0.63	13	0.68	0.92	0	0.00	2	0.11	44	2.3
21	Kensmil, Gavin	21-1	96	4.6	10-21	.476	0-0	.000	3-12	.250	8	12	20	1.0	27	0	2	0.10	9	0.43	0.22	3	0.14	2	0.10	23	1.1
44	Williams, Tyrell	13-0	31	2.4	4-9	.444	0-0	.000	2-3	.667	4	9	13	1.0	4	0	0	0.00	3	0.23	0.00	3	0.23	0	0.00	10	0.8
12	Taylor, Nils	2-0	2	1.0	0-0	.000	0-0	.000	0-0	.000	0	0	0	0.0	1	0	1	0.50	0	0.00	99.00	0	0.00	0	0.00	0	0.0
	Total.....	30	6125		862-1856	.464	299-765	.391	390-533	.732	262	756	1018	33.9	518	8	492	16.40	361	12.03	1.36	93	3.10	198	6.60	2415	80.5
	Opponents.....	30	6125		863-1861	.464	232-649	.357	362-539	.672	329	795	1124	37.5	506	13	451	15.03	409	13.63	1.10	83	2.77	155	5.17	2320	77.3

Score by Periods	1st	2nd	OT	OT2	Totals
Iona College	1080	1270	57	8	2415
Opponents	1058	1200	59	3	2320

2017-18 Iona College MAAC Statistics

RECORD:	OVERALL	HOME	AWAY	NEUTRAL
ALL GAMES	11-7	6-3	4-4	1-0
CONFERENCE	11-7	6-3	4-4	1-0
NON-CONFERENCE	0-0	0-0	0-0	0-0

					Total		3-Point		F-Throw		Rebounds											
##	Player	gp-gs	min	avg	fg-fga	fg%	3fg-fga	3fg%	ft-fta	ft%	off	def	tot	avg	pf	dq	a	to	blk	stl	pts	avg
00	McGill, Rickey	18-18	601	33.4	99-201	.493	26-67	.388	52-71	.732	11	68	79	4.4	37	0	105	44	4	26	276	15.3
02	Crawford, E.J.	17-16	481	28.3	88-185	.476	29-83	.349	31-39	.795	9	53	62	3.6	28	0	21	19	5	14	236	13.9
11	Griffin, Roland	18-5	429	23.8	87-168	.518	0-4	.000	51-80	.638	25	77	102	5.7	51	0	30	30	11	9	225	12.5
15	Much, Deyshonee	16-12	472	29.5	65-147	.442	38-85	.447	20-23	.870	11	50	61	3.8	28	0	37	26	5	22	188	11.8
04	Casimir, Schadrac	18-15	539	29.9	63-134	.470	42-85	.494	40-50	.800	8	32	40	2.2	39	0	39	23	0	15	208	11.6
13	Edogi, TK	18-17	430	23.9	64-115	.557	0-1	.000	25-35	.714	47	83	130	7.2	40	2	6	29	22	7	153	8.5
01	Lewis, Zach	16-7	420	26.3	34-94	.362	17-55	.309	23-31	.742	2	43	45	2.8	31	1	49	26	5	25	108	6.8
20	Svandrlik, Jan	18-0	188	10.4	14-49	.286	12-39	.308	11-15	.733	12	19	31	1.7	24	0	5	1	4	3	51	2.8
03	Seaforth, C.J.	12-0	89	7.4	10-22	.455	7-16	.438	3-5	.600	1	7	8	0.7	15	0	5	7	0	0	30	2.5
21	Kensmil, Gavin	11-0	59	5.4	9-13	.692	0-0	.000	2-10	.200	7	8	15	1.4	16	0	1	4	3	2	20	1.8
44	Williams, Tyrell	7-0	17	2.4	2-2	1.000	0-0	.000	2-3	.667	2	3	5	0.7	2	0	0	1	0	0	6	0.9
	Team										20	20	40					8			2	
	Total.....	18	3725		535-1130	.473	171-435	.393	260-362	.718	155	463	618	34.3	311	3	298	218	59	123	1503	83.5
	Opponents.....	18	3725		537-1142	.470	143-399	.358	200-314	.637	194	489	683	37.9	328	7	275	257	43	92	1417	78.7

TEAM STATISTICS	ION	OPP
SCORING	1503	1417
Points per game	83.5	78.7
Scoring margin	+4.8	-
FIELD GOALS-ATT	535-1130	537-1142
Field goal pct	.473	.470
3 POINT FG-ATT	171-435	143-399
3-point FG pct	.393	.358
3-pt FG made per game	9.5	7.9
FREE THROWS-ATT	260-362	200-314
Free throw pct	.718	.637
F-Throws made per game	14.4	11.1
REBOUNDS	618	683
Rebounds per game	34.3	37.9
Rebounding margin	-3.6	-
ASSISTS	298	275
Assists per game	16.6	15.3
TURNOVERS	218	257
Turnovers per game	12.1	14.3
Turnover margin	+2.2	-
Assist/turnover ratio	1.4	1.1
STEALS	123	92
Steals per game	6.8	5.1
BLOCKS	59	43
Blocks per game	3.3	2.4
ATTENDANCE	14960	17992
Home games-Avg/Game	9-1662	8-1931
Neutral site-Avg/Game	-	1-2545

Score by Periods	1st	2nd	OT	OT2	Totals
Iona College	679	759	57	8	1503
Opponents	657	698	59	3	1417

	Date	Opponent		Score	Att.
*	12/29/17	at Niagara	Wot	98-93	966
*	12/31/17	at Canisius	L	78-85	969
*	01/05/18	SAINT PETER'S	W	73-69	1376
*	01/07/18	FAIRFIELD	W	84-65	1749
*	01/11/18	SIENA	W	71-69	1639
*	01/14/18	RIDER	W	91-64	1193
*	01/19/18	at Monmouth	W	76-73	3020
*	01/21/18	CANISIUS	L	82-84	1567
*#	01/27/18	vs Manhattan	W	78-65	2545
*	01/29/18	at Fairfield	Lot	100-103	1179
*	02/02/18	QUINNIPIAC	Wo2	87-82	1857
*	02/04/18	at Marist	W	98-64	1145
*	02/08/18	MONMOUTH	L	50-72	1371
*	02/10/18	at Saint Peter's	W	86-77	745
*	02/12/18	at Siena	Lot	78-82	5773
*	02/16/18	NIAGARA	L	84-85	1797
*	02/23/18	MANHATTAN	W	88-75	2411
*	02/25/18	at Rider	L	101-110	1650

* = MAAC game
! = Islands of the Bahamas Showcase - Nassau, Bahamas
@ = MSG Holiday Festival - New York, NY | # = MAAC Tripleheader - Uniondale, NY
$ = MAAC Championship - Albany, NY

IONA

MEN'S BASKETBALL

RECORD BOOK

(Updated February 28, 2018)

Individual Records - Career Records *(Players in Maroon and **Bold** Active)*

Scoring

Rnk	Name	Points
1.	Steve Burtt '84	2,534
2.	Steve Burtt '06	2,034
3.	A.J. English	2,004
4.	Gary Springer '84	1,866
5.	Jeff Ruland	1,855
6.	Tariq Kirksay	1,815
7.	Kevin Bass	1,729
8.	Sean Armand	1,694
9.	Glenn Vickers	1,644
10.	Richie Simmonds	1,631
11.	Mindaugas Timinskas	1,617
12.	Scott Machado	1,613
13.	Sean Green	1,550
14.	Greg Jenkins	1,487
15.	David Laury	1,465
16.	Dyree Wilson	1,449
17.	Rory Grimes	1,440
18.	Dave Brown	1,438
19.	Bob Coleman	1,435
20.	Ricky Soliver	1,413
21.	Kevin Hamilton	1,412
22.	Richie Guerin	1,375
23.	Mikkel Larsen	1,351
24.	Warren Isaac	1,331
25.	Lamont Jones	1,287
27.	Mike Glover	1,286
27.	Kashif Hameed	1,276
28.	Tony Hargraves	1,232
29.	Nakiea Miller	1,122
30.	Ray Hyland	1,105
31.	Bob McMahon	1,083
32.	Art Wiggens	1,082
33.	Jordan Washington	1,070
34.	Greg Barr	1,066
35.	**Schadrac Casimir**	**1,056**
36.	Isaiah Williams	1,044
37.	Phil Grant	1,039
38.	Joe Bernardi	1,029
39.	John O'Hagan	1,005
40.	Bryan Matthew	982
	Courtney Fields	982
42.	**Deyshonee Much**	**969**
43.	Ralph Savarese	889
44.	Nestor Payne	888
45.	Jermel Jenkins	884
46.	Maceo Wofford	868
47.	Jim Raysor	865
48.	Tom Qualter	838
49.	Rashon Dwight	837
50.	Shawn Worthy	826

Scoring Average

Rnk	Name	Points
1.	Warren Isaac	21.5
2.	Steve Burtt '84	20.9
3.	Jeff Ruland	20.8
4.	Richie Guerin	19.9
5.	Lamont Jones	19.2
6.	Sean Green	19.1
7.	Mike Glover	18.4
8.	Derrick Canada	18.4
9.	A.J. English	17.9
10.	Kevin Bass	17.6
11.	Steve Burtt '06	17.0

Field Goals

Rnk	Name	Field Goals
1.	Steve Burtt '84	1,003
2.	Gary Springer	721
3.	Jeff Ruland	717
4.	Steve Burtt '06	672
5.	Kevin Bass	657
6.	Richie Simmonds	641
7.	Tariq Kirksay	619
8.	A.J. English	612
9.	Sean Green	599
10.	Bob Coleman	585

Field Goal Attempts

Rnk	Name	Attempts
1.	Steve Burtt '84	1,923
2.	Steve Burtt '06	1,543
3.	A.J. English	1,447
4.	Kevin Bass	1,407
5.	Gary Springer	1,386
6.	Sean Green	1,349
7.	Richie Simmonds	1,280
8.	Mindaugas Timinskas	1,276
9.	Tariq Kirksay	1,253
10.	Sean Armand	1,244

Field Goal Percentage

(Min. 200 attempts)

Rnk	Name	Percentage
1.	Jeff Ruland	.635
2.	Harry Hart	.628
3.	Mike Glover	.623
4.	Alejo Rodriguez	.612
5.	Steve Smith	.600
6.	Nakiea Miller	.582
7.	Anthony Bruin	.581
8.	Bob Coleman	.569
9.	Steve Smith	.564
10.	Arnie Russell	.563

Three-Point Field Goals

Rnk	Name	Field Goals
1.	Sean Armand	348
2.	A.J. English	313
3.	Steve Burtt '06	263
4.	Isaiah Williams	215
5.	**Deyshonee Much**	**202**
6.	**Schadrac Casimir**	**197**
7.	Jermel Jenkins	176
8.	Kyle Smyth	165
9.	Milan Prodanovic	165
10.	Ricky Soliver	153

3-Point Field Goal Attempts

Rnk	Name	Attempts
1.	A.J. English	836
2.	Sean Armand	807
3.	Steve Burtt '06	671
4.	Isaiah Williams	541
5.	Milan Prodanovic	496
6.	**Deyshonee Much**	**487**
7.	Jermel Jenkins	462
8.	**Schadrac Casimir**	**452**
9.	Kyle Smyth	428
10.	Ricky Soliver	418

3-Point Field Goal Percentage

Rnk	Name	Percentage
1.	**Jan Svandrlik**	**.4364**
2.	**Schadrac Casimir**	**.4358**
3.	Sean Armand	.431
4.	Jon Severe	.424
5.	Alvin Lott	.417
6.	**Deyshonee Much**	**.419**
7.	**E.J. Crawford**	**.404**
8.	Maceo Wofford	.402
9,	Tre Bowman	.400
10.	Isaiah Williams	.397
11.	Richie Simmonds	.395

Free Throws Made

Rnk	Name	Free Throws
1.	Glenn Vickers	564
2.	Steve Burtt '84	528
3.	A.J. English	467
4.	Tariq Kirksay	464
5.	Scott Machado	432
6.	Steve Burtt '06	427
7.	Gary Springer	424
8.	Jeff Ruland	421
9.	Kevin Bass	415
10.	Richie Guerin	413
11.	Dyree Wilson	405

Individual Records - Career Records *(Players in Maroon and **Bold** Active)*

Free Throw Attempts

Rnk	Name	Attempts
1.	Steve Burtt	727
2.	Glenn Vickers	716
3.	Gary Springer	655
4.	Tariq Kirksay	639
5.	Jeff Ruland	619
6.	Dyree Wilson	591
7.	A.J. English	590
8.	Scott Machado	584
9	David Laury	581
10.	Kevin Bass	569

Free Throw Percentage

(Min. 150 attempts)

Rnk	Name	Percentage
1.	**Schadrac Casimir**	**.980**
2.	Lamont Jones	.859
3.	Dave Budd	.849
4.	Steve Burtt '06	.831
5.	Kevin Hamilton	.821
6.	Gary Torigian	.814
7.	Bryan Matthew	.795
	John McDonald	.795
9.	Arnie Russell	.794
10.	A.J. English	.792

Rebounds

Rnk	Name	Rebounds
1.	Warren Isaac	1,124
2.	Jeff Ruland	1,067
3.	Gary Springer	1,021
4.	Tariq Kirksay	926
5.	Dave Brown	910
	Ray Hyland	910
7.	David Laury	861
8.	Bernie Socha	772
9.	Bob Coleman	766
10.	Greg Jenkins	753

Rebounding Average

Rnk	Name	Average
1.	Warren Isaac	18.1
2.	Ray Hyland	13.2
3.	Jeff Ruland	12.0
4.	Bernie Socha	11.4
5.	George Carter	11.3
	Jim Raysor	11.3
7.	Bill McGugins	10.8
8.	Mike Glover	9.6
9.	Larry Blaney	9.5
10.	David Laury	9.4

Assists

Rnk	Name	Assists
1.	Scott Machado	880
2.	Rory Grimes	558
3.	Tony Hargraves	539
4.	A.J. English	509
5.	Glenn Grant	484
6.	Marvin McCullough	481
7.	Ricky Soliver	441
8.	Glenn Vickers	432
9.	Jason Young	397
10.	**Rickey McGill**	**370**

Blocks

Rnk	Name	Blocks
1.	Nakiea Miller	249
2.	Kashif Hameed	209
3.	Greg Jenkins	203
4.	Kevin Vesey	184
	Mikkel Larsen	184
6.	Gary Springer	164
7.	Harry Hart	147
8.	Anthony Bruin	134
	Jeff Ruland	134
10.	Kevin Cooper	128

Steals

Rnk	Name	Steals
1.	Rory Grimes	241
2.	Steve Burtt	211
	Tony Hargraves	211
4.	Ricky Soliver	210
5.	Tariq Kirksay	207
6.	Scott Machado	191
7.	Marvin McCullough	182
8.	Gary Springer	145
9.	Maceo Wofford	144
10.	Rashon Dwight	143

Games

Rnk	Name	Games
1.	Sean Armand	137
2.	Scott Machado	132
3.	Jermel Jenkins	129
4.	Bob Coleman	127
5.	Greg Jenkins	126
	Tony Hargraves	126
	Rashon Dwight	125
8.	Phil Grant	124
	Rory Grimes	124
10.	Dyree Wilson	123
	Tariq Kirksay	123

Fouls

Rnk	Name	Fouls
1.	Gary Springer	442
2.	Mindaugas Timinskas	396
3.	Greg Jenkins	383
4.	Tony Hargraves	376
5.	Kevin Cooper	342
6.	Steve Burtt	337
7.	Alejo Rodriguez	332
	Bob Coleman	332
9.	Kashif Hameed	330
10.	Dave Brown	317

Disqualifications

Rnk	Name	Disqualifications
1.	Gary Springer	31
2.	Mindaugas Timinskas	29
3.	Greg Jenkins	26
4.	Tony Hargraves	19
	Kevin Cooper	19
6.	Steve Burtt	18
7.	Courtney Fields	17
8.	Kashif Hameed	16
9.	Jeff Wilder	15
10.	Wally McCarvill	14

Turnovers

Rnk	Name	Turnovers
1.	Scott Machado	440
2.	Steve Burtt '84	414
3.	Rory Grimes	384
4.	Dyree Wilson	342
5.	Tony Hargraves	334
	Jeff Ruland	334
7.	A.J. English	330
8.	Gary Springer	314
9.	Steve Burtt '06	310
10.	Mindaugas Timinskas	300
11.	Marvin McCullough	291

Individual Records - 1,000 Point Scorers

1. Steve Burtt '84

Year	G	FG/FGA	FG%	FT/FTA	FT%	PTS	AVG
1980-81	28	149/309	.482	83/126	.659	381	13.6
1981-82	31	251/496	.506	182/251	.725	684	22.1
1982-83	31	294/544	.540	132/171	.772	720	23.2
1983-84	31	309/574	.538	131/179	.732	749	24.2
Totals	121	1,003/1,923	.522	528/727	.726	2,534	20.9

2. Steve Burtt '06

Year	G	FG/FGA	FG%	FT/FTA	FT%	PTS	AVG
2002-03	29	89/208	.428	50/60	.833	266	9.2
2003-04	29	139/319	.436	64/78	.821	391	13.5
2004-05	31	186/437	.426	145/172	.843	597	19.3
2005-06	31	258/579	.446	168/204	.824	780	25.2
Totals	120	672/1,543	.436	427/514	.831	2,034	17.0

3. A.J. English

Year	G	FG/FGA	FG%	FT/FTA	FT%	PTS	AVG
2012-13	17	40/98	.408	10/16	.625	119	7.0
2013-14	33	170/419	.406	144/188	.766	568	17.2
2014-15	34	212/491	.678	155/197	.787	685	20.1
2015-16	28	190/439	.433	158/189	.836	632	22.6
TOTAL	112	612/1,447	.423	467/590	.792	2,004	17.9

4. Gary Springer

Year	G	FG/FGA	FG%	FT/FTA	FT%	PTS	AVG
1980-81	29	231/433	.533	115/180	.639	577	19.9
1981-82	30	178/369	.482	113/181	.624	469	15.6
1982-83	31	159/309	.515	94/144	.653	412	13.3
1983-84	31	153/275	.556	102/150	.680	408	13.2
Totals	121	721/1,386	.520	424/655	.647	1,866	15.4

5. Jeff Ruland

Year	G	FG/FGA	FG%	FT/FTA	FT%	PTS	AVG
1977-78	26	228/384	.689	124/180	.689	580	22.3
1978-79	29	233/347	.671	124/172	.721	590	20.3
1979-80	34	256/399	.642	173/267	.648	685	20.1
Totals	89	717/1,130	.635	421/619	.680	1,855	20.8

6. Tariq Kirksay

Year	G	FG/FGA	FG%	FT/FTA	FT%	PTS	AVG
1996-97	30	113/244	.463	102/140	.729	355	11.8
1997-98	33	163/334	.488	108/164	.659	469	14.2
1998-99	30	147/291	.505	101/139	.727	415	13.8
1999-00	30	196/384	.508	153/196	.781	576	19.2
Totals	123	619/1,253	.494	464/639	.727	1,814	14.7

7. Kevin Bass

Year	G	FG/FGA	FG%	FT/FTA	FT%	PTS	AVG
1973-74	24	142/350	.406	85/117	.726	369	15.4
1974-75	23	211/450	.469	123/171	.719	545	23.7
1975-76	26	177/343	.516	132/178	.742	486	18.7
1976-77	25	127/264	.481	75/103	.728	329	13.2
Totals	98	657/1,407	.467	415/569	.729	1,729	17.6

8. Sean Armand

Year	G	FG/FGA	FG%	FT/FTA	FT%	PTS	AVG
2010-11	37	80/194	.412	15/24	.625	236	6.4
2011-12	33	107/225	.476	22/28	.786	315	9.5
2012-13	34	189/434	.435	76/99	.768	566	16.6
2013-14	33	190/391	.486	101/128	.789	577	17.5
Totals	137	566/1,244	.455	214/279	.767	1,694	12.4

9. Glenn Vickers

Year	G	FG/FGA	FG%	FT/FTA	FT%	PTS	AVG
1976-77	25	145/296	.490	157/200	.726	447	17.9
1977-78	27	175/341	.513	120/158	.759	470	17.4
1978-79	29	114/268	.425	112/144	.778	340	11.7
1979-80	33	106/247	.429	175/214	.818	387	11.7
Totals	114	540/1,152	.469	564/716	.788	1,644	14.4

10. Richie Simmonds

Year	G	FG/FGA	FG%	FT/FTA	FT%	PTS	AVG
1984-85	31	110/230	.478	89/123	.724	309	10.0
1985-86	29	145/299	.485	75/125	.600	365	12.6
1986-87	30	215/429	.501	82/127	.646	521	17.4
1987-88	27	171/322	.531	71/112	.634	436	16.2
Totals	117	641/1,280	.501	317/487	.651	1,631	13.9

11. Mindaugas Timinskas

Year	G	FG/FGA	FG%	FT/FTA	FT%	PTS	AVG
1993-94	27	104/230	.452	35/60	.583	273	10.1
1994-95	27	154/328	.470	70/106	.660	403	14.9
1995-96	29	138/326	.423	94/120	.783	396	13.7
1996-97	30	182/392	.464	140/185	.757	545	13.2
Totals	113	578/1,276	.452	339/471	.696	1,617	13.0

12. Scott Machado

Year	G	FG/FGA	FG%	FT/FTA	FT%	PTS	AVG
2008-09	31	90/222	.405	93/134	.694	288	9.3
2009-10	31	117/290	.403	126/159	.792	388	12.4
2010-11	37	167/407	.410	114/169	.675	488	13.2
2011-12	33	155/313	.495	99/122	.811	449	13.6
Totals	132	529/1,232	.429	432/584	.740	1,613	12.2

13. Sean Green

Year	G	FG/FGA	FG%	FT/FTA	FT%	PTS	AVG
1988-89	23	119/291	.409	37/55	.673	301	13.1
1989-90	28	215/508	.423	71/104	.683	553	19.7
1990-91	30	265/550	.482	113/149	.758	696	23.2
Totals	81	599/1,349	.444	221/308	.717	1,550	19.1

14. Greg Jenkins

Year	G	FG/FGA	FG%	FT/FTA	FT%	PTS	AVG
2000-01	32	115/198	.581	45/67	.672	275	8.6
2001-02	30	121/247	.490	80/119	.672	322	10.7
2002-03	5	25/45	.556	17/26	.654	67	13.4
2003-04	29	141/256	.551	69/134	.515	351	12.1
2004-05	30	173/310	.558	126/199	.633	472	15.6
Totals	126	575/1056	.545	337/545	.618	1,487	11.8

15. David Laury

Year	G	FG/FGA	FG%	FT/FTA	FT%	PTS	AVG
2012-13	25	128/241	.531	72/111	.649	328	13.1
2013-14	33	162/295	.549	139/237	.586	463	14.0
2014-15	34	244/514	.667	159/233	.000	674	19.8
TOTAL	92	534/1050	.509	370/581	.637	1,465	15.9

16. Dyree Wilson

Year	G	FG/FGA	FG%	FT/FTA	FT%	PTS	AVG
1998-99	30	99/218	.454	74/106	.698	272	9.1
1999-00	30	159/327	.486	119/184	.647	437	14.6
2000-01	33	151/341	.443	107/152	.704	412	12.5
2001-02	30	111/275	.404	105/149	.705	328	10.9
Totals	123	520/1,161	.448	405/591	.685	1,449	11.8

17. Rory Grimes

Year	G	FG/FGA	FG%	FT/FTA	FT%	PTS	AVG
1981-82	33	107/245	.437	84/119	.706	298	9.0
1982-83	29	104/241	.432	72/109	.661	280	9.7
1983-84	31	136/275	.495	77/109	.706	349	11.3
1984-85	31	210/424	.495	93/121	.769	513	16.5
Totals	124	557/1,185	.470	326/458	.712	1,440	11.6

18. Dave Brown

Year	G	FG/FGA	FG%	FT/FTA	FT%	PTS	AVG
1975-76	26	143/270	.530	100/143	.699	386	14.8
1976-77	25	150/246	.610	76/104	.731	376	15.0
1977-78	27	147/247	.595	67/91	.736	361	13.4
1978-79	29	125/251	.498	65/100	.650	315	10.9
Totals	107	565/1,014	.557	308/438	.703	1,438	13.4



Steve Burtt - 2,534 pts

Steve Burtt - 2,034 pts



A.J. English - 2,004 pts



Gary Springer - 1,866 pts



Jeff Ruland - 1,855 pts



Tariq Kirksay - 1,814 pts

Individual Records - 1,000 Point Scorers

19. Bob Coleman

Year	G	FG/FGA	FG%	FT/FTA	FT%	PTS	AVG
1981-82	33	120/196	.612	48/67	.716	288	8.7
1982-83	31	120/202	.594	60/78	.769	300	9.7
1983-84	4	22/36	.611	10/15	.667	54	13.5
1984-85	31	130/239	.544	42/72	.583	302	9.7
1985-86	28	193/356	.542	105/227	.463	491	17.5
Totals	127	585/1,029	.569	265/459	.577	1,435	11.3

20. Ricky Soliver

Year	G	FG/FGA	FG%	FT/FTA	FT%	PTS	AVG
2002-03	29	94/265	.355	76/102	.745	296	10.2
2003-04	22	76/177	.429	62/82	.756	249	11.3
2004-05	29	124/323	.384	83/113	.735	369	12.7
2005-06	31	169/385	.439	113/150	.753	499	16.1
Totals	111	463/1150	.403	334/447	.747	1,413	12.7

21. Kevin Hamilton

Year	G	FG/FGA	FG%	FT/FTA	FT%	PTS	AVG
1976-77	24	116/255	.455	68/77	.883	300	12.5
1977-78	27	108/258	.419	59/76	.776	275	10.2
1978-79	29	154/300	.513	62/75	.827	370	12.8
1979-80	34	204/417	.448	59/74	.797	467	13.7
Totals	114	582/1,230	.473	248/302	.821	1,412	12.4

22. Richie Guerin

Year	G	FG/FGA	FG%	FT/FTA	FT%	PTS	AVG
1951-52	27	171/	N/A	122/	N/A	464	17.2
1952-53	21	139/282	.493	114/172	.663	392	18.7
1953-54	21	171/405	.422	177/249	.711	519	24.7
Totals	69	481/		413/		1,375	19.9

23. Mikkel Larsen

Year	G	FG/FGA	FG%	FT/FTA	FT%	PTS	AVG
1992-93	20	13/34	.382	8/16	.500	35	1.8
1993-94	27	182/374	.487	112/165	.679	476	17.6
1994-95	26	180/342	.526	95/137	.693	456	17.5
1995-96	29	150/363	.413	84/134	.627	384	13.2
Totals	102	525/1,113	.472	299/452	.662	1,351	13.2

24. Warren Isaac

Year	G	FG/FGA	FG%	FT/FTA	FT%	PTS	AVG
1962-63	19	133/260	.512	77/118	.653	343	18.1
1963-64	20	164/311	.527	111/152	.703	439	22.0
1964-65	23	210/419	.501	129/174	.741	549	23.9
Totals	62	507/990	.512	317/444	.714	1,331	21.5

25. Lamont Jones

Year	G	FG/FGA	FG%	FT/FTA	FT%	PTS	AVG
2011-12	33	197/429	.459	71/91	.780	518	15.7
2012-13	34	246/561	.439	221/249	.888	769	22.6
Totals	67	443/990	.447	292/340	.859	1,287	19.2

26. Mike Glover

Year	G	FG/FGA	FG%	FT/FTA	FT%	PTS	AVG
2010-11	37	260/426	.610	172/260	.623	682	18.4
2011-12	33	239/375	.637	126/194	.649	604	18.3
Totals	70	499/801	.623	288/454	.634	1,286	18.4

27. Kashif Hameed

Year	G	FG/FGA	FG%	FT/FTA	FT%	PTS	AVG
1995-96	26	19/43	.442	13/30	.433	51	2.0
1996-97	30	131/238	.550	60/92	.652	323	10.8
1997-98	33	173/354	.489	158/215	.732	505	15.3
1998-99	29	135/290	.466	125/195	.641	397	13.7
Totals	118	458/925	.495	356/532	.669	1,276	10.8

28. Tony Hargraves

Year	G	FG/FGA	FG%	FT/FTA	FT%	PTS	AVG
1981-82	33	85/154	.552	76/114	.667	246	7.5
1982-83	31	95/190	.500	68/118	.576	258	8.3
1983-84	31	116/223	.520	79/126	.627	311	10.0
1984-85	31	167/267	.625	95/145	.655	417	13.5
Totals	126	463/834	.555	318/503	.632	1,232	9.8

29. Nakiea Miller

Year	G	FG/FGA	FG%	FT/FTA	FT%	PTS	AVG
1997-98	18	34/50	.680	8/23	.348	76	4.2
1998-99	30	92/171	.538	41/55	.745	225	7.6
1999-00	30	151/291	.519	111/150	.740	413	13.8
2000-01	27	163/244	.668	80/125	.640	408	15.1
Totals	105	440/756	.582	240/353	.680	1,122	10.7

30. Ray Hyland

Year	G	FG/FGA	FG%	FT/FTA	FT%	PTS	AVG
1971-72	23	133/269	.494	92/140	.657	358	15.6
1972-73	22	120/218	.550	54/92	.587	294	13.4
1973-74	24	182/357	.510	89/137	.650	453	18.9
Totals	69	435/844	.515	235/369	.637	1,105	16.0

31. Bob McMahon

Year	G	FG/FGA	FG%	FT/FTA	FT%	PTS	AVG
1966-67	21	154/363	.424	65/95	.684	373	17.8
1967-68	22	141/317	.445	77/102	.755	359	16.3
1968-69	22	123/312	.394	105/134	.784	351	16.0
Totals	65	418/992	.421	247/331	.746	1,083	16.7

32. Art Wiggens

Year	G	FG/FGA	FG%	FT/FTA	FT%	PTS	AVG
1968-69	22	110/219	.502	103/137	.752	323	14.7
1969-70	24	133/253	.526	104/143	.727	370	15.4
1970-71	22	145/336	.432	99/134	.739	389	17.7
Totals	68	388/808	.480	306/414	.739	1,082	15.9

33. Jordan Washington

Year	G	FG/FGA	FG%	FT/FTA	FT%	PTS	AVG
2015-16	31	167-325	.514	107-180	.594	441	14.2
2016-17	35	233-422	.552	162-236	.686	629	18.0
Totals	66	400-747	.535	269-416	.647	1,070	16.2

34. Greg Barr

Year	G	FG/FGA	FG%	FT/FTA	FT%	PTS	AVG
1992-93	26	55/111	.495	39/57	.684	150	5.8
1993-94	23	95/187	.508	74/87	.851	270	11.7
1994-95	23	74/157	.471	70/83	.843	227	9.9
1995-96	29	149/317	.470	74/101	.733	419	14.4
Totals	101	373/772	.483	257/328	.784	1,066	10.6

35. SCHADRAC CASIMIR

Year	G	FG/FGA	FG%	FT/FTA	FT%	PTS	AVG
2014-15	35	156/365	.427	102/114	.895	508	14.5
2015-16	4	9/24	.375	2/2	1.000	25	6.3
2016-17	34	74/174	.425	48/51	.941	237	7.0
2017-18	29	84/188	.447	61/75	.813	286	9.9
Totals	102	323/751	.430	213/242	.880	1,056	10.4

36. Isaiah Williams

Year	G	FG/FGA	FG%	FT/FTA	FT%	PTS	AVG
2013-14	28	118-221	.534	18-20	.900	315	11.3
2014-15	23	107-213	.502	23-31	.742	306	13.3
2015-16	33	151/349	.433	36/52	.692	423	12.8
TOTAL	84	376/783	.480	77/103	.748	1,044	12.4

37. Phil Grant

Year	G	FG/FGA	FG%	FT/FTA	FT%	PTS	AVG
1997-98	33	70/163	.429	21/35	.600	175	5.3
1998-99	27	99/248	.399	19/39	.487	255	9.4
1999-00	31	115/295	.390	56/82	.683	328	10.6
2000-01	33	100/247	.405	63/103	.612	281	8.5
Totals	124	384/953	.403	159/259	.614	1,039	8.4

38. Joe Bernardi

Year	G	FG/FGA	FG%	FT/FTA	FT%	PTS	AVG
1955-56	22	140/311	.450	166/229	.725	446	20.3
1956-57	19	110/239	.460	127/192	.661	347	18.3
1957-58	20	76/156	.487	84/126	.667	236	11.8
Totals	61	326/706	.462	377/547	.689	1,029	16.9

39. John O'Hagan

Year	G	FG/FGA	FG%	FT/FTA	FT%	PTS	AVG
1947-48	N/A	N/A	N/A	N/A	N/A	473	N/A
1948-49	23	85/	N/A	44/	N/A	214	9.3
1949-50	23	137/	N/A	44/	N/A	318	13.8
Totals		222/		88/		1,005	

Individual Records - Single Season Records

Scoring

Rnk	Name	Year	Pts.
1.	Steve Burtt	2006	780
2.	Lamont Jones	2013	760
3.	Steve Burtt	1984	732
4.	Steve Burtt	1983	720
5.	Sean Green	1991	696
6.	A.J. English	2015	685
7.	Steve Burtt	1982	684
8.	Mike Glover	2011	682
9.	David Laury	2015	674
10.	Jeff Ruland	1980	648

Scoring Average

Rnk	Name	Year	Avg.
1.	Steve Burtt	2006	25.2
2.	Richie Guerin	1954	24.7
3.	Warren Isaac	1965	24.2
4.	Steve Burtt	1984	23.9
5.	Kevin Bass	1975	23.7
6.	Sean Green	1991	23.2
	Steve Burtt	1983	23.2
8.	A.J. English	2016	22.6
	Lamont Jones	2013	22.6
10.	Jeff Ruland	1978	22.3

Field Goals

Rnk	Name	Year	FG
1.	Steve Burtt	1984	309
2.	Steve Burtt	1983	294
3.	Sean Green	1991	265
4.	Steve Burtt	2006	258
5.	Jeff Ruland	1980	256
6.	Mike Glover	2011	260
7.	Steve Burtt	1982	251
8.	Lamont Jones	2013	246
9.	David Laury	2015	244
10.	Mike Glover	2012	239

Field Goals Attempted

Rnk	Name	Year	FGA
1.	Steve Burtt	2006	579
2.	Steve Burtt	1984	574
3.	Lamont Jones	2013	561
4.	Sean Green	1991	550
5.	Steve Burtt	1983	544
6.	David Laury	2015	514
7.	Sean Green	1990	508
8.	Steve Burtt	1982	496
9.	A.J. English	2015	491
10.	Kevin Bass	1975	450

Field Goal Percentage

Rnk	Name	Year	Pct.
1.	Alejo Rodriguez	2011	.697
	Anthony Bruin	2006	.697
3.	Alejo Rodriguez	2009	.677
4.	Jeff Ruland	1979	.671
5.	Nakiea Miller	2001	.668
6.	Harry Hart	1993	.654
7.	Jeff Ruland	1980	.642
8.	Mike Glover	2012	.637
9.	Tony Hargraves	1985	.625
10.	Bob Coleman	1982	.612

3-Point Field Goals

Rnk	Name	Year	3FG
1.	Sean Armand	2013	112
2.	A.J. English	2015	106
3.	Sean Armand	2014	96
	Steve Burtt	2006	96
5.	A.J. English	2016	94
	Schadrac Casimir	2015	94
7.	Isaiah Williams	2016	85
8.	A.J. English	2014	84
9.	Deyshonee Much	2016	80
	Steve Burtt	2005	80

3-Point Field Goal Attempts

Rnk	Name	Year	3FGA
1.	A.J. English	2015	274
	Sean Armand	2013	274
3.	A.J. English	2016	254
4.	Isaiah Williams	2016	242
5.	A.J. English	2014	237
6.	Steve Burtt	2006	236
7.	Schadrac Casimir	2015	222
8.	Sam Cassell Jr.	2017	217
	Sean Armand	2014	217
10.	Steve Burtt	2005	201

3-Point Field Goal Percentage

(minimum 15 attempts)

Rnk	Name	Year	Pct.
1.	**Jan Svandrlik**	**2017**	**.500**
2.	Trinity Fields	2009	.469
3.	**Schadrac Casimir**	**2018**	**.467**
	Ryden Hines	2014	.467
5.	Earl Johnson	2001	.465
6.	Sean Armand	2012	.462
7.	Maceo Wofford	2003	.459
8.	**E.J. Crawford**	**2017**	**.448**
9.	Deyshonee Much	2016	.447
10.	Alvin Lott	1987	.444
11.	Ricky Soliver	2004	.443

Free Throws

Rnk	Name	Year	FT
1.	Lamont Jones	2013	221
2.	Steve Burtt	1982	182
3.	Richie Guerin	1954	177
4.	Glenn Vickers	1980	175
5.	Jeff Ruland	1980	173
6.	Steve Burtt	2006	168
7.	Joe Bernardi	1956	166
8.	Jordan Washington	2017	162
	Mike Glover	2011	162
10.	David Laury	2015	159
	Bryan Matthew	1997	159

Free Throw Attempts

Rnk	Name	Year	FTA
1.	Jeff Ruland	1980	267
2.	Mike Glover	2011	260
3.	Steve Burtt	1982	251
4.	Lamont Jones	2013	249
	Richie Guerin	1954	249
6.	David Laury	2014	237
7.	Jordan Washington	2017	236
8.	David Laury	2015	233
9.	Joe Bernardi	1956	229
	Bob Coleman	1986	227

Free Throw Percentage

Rnk	Name	Year	Pct.
1.	Schadrac Casimir	2015	.895
2.	Lamont Jones	2013	.888
3.	Kevin Hamilton	1977	.883
4.	Greg Barr	1994	.851
5.	Steve Burtt	2005	.843
	Greg Barr	1995	.843
7.	Gary Torigian	1972	.842
8.	A.J. English	2016	.836
9.	Kevin Hamilton	1979	.827
10.	Steve Burtt	2006	.824

Rebounds

Rnk	Name	Year	Reb.
1.	Warren Isaac	1965	480
2.	Jeff Ruland	1980	407
3.	Warren Isaac	1964	403
4.	Mike Glover	2011	374
5.	Ray Hyland	1972	350
6.	Jeff Ruland	1978	332
7.	David Laury	2015	329
8.	Jeff Ruland	1979	328
9.	Mike Glover	2012	297
	Bernie Socha	1976	297

Individual Records - Single Season Records

Rebound Average

Rnk	Name	Year	Avg.
1.	Warren Isaac	1965	20.9
2.	Warren Isaac	1964	20.2
3.	Ray Hyland	1972	15.2
4.	Larry Blaney	1957	14.4
	Bill McGugins	1970	14.4
6.	Joe Tighe	1960	13.4
7.	Jim Raysor	1960	12.8
	Jeff Ruland	1978	12.8
9.	Warren Isaac	1963	12.7
10.	George Carter	1957	12.6

Assists

Rnk	Name	Year	Asst.
1.	Scott Machado	2012	327
2.	Scott Machado	2011	281
3.	Glenn Grant	1989	194
4.	**Rickey McGill**	**2017**	**180**
5.	Tony Hargraves	1984	178
6.	A.J. English	2016	173
7.	A.J. English	2015	172
8.	**Rickey McGill**	**2018**	**168**
9.	Tony Hargraves	1983	168
10.	Danny Doyle	1994	165
	Rory Grimes	1982	163

Steals

Rnk	Name	Year	Steals
1.	Ricky Soliver	2006	84
2.	Alvin Lott	1987	80
3.	Tony Hargraves	1985	77
	Tariq Kirksay	1998	77
5.	Rory Grimes	1982	73
6.	Rory Grimes	1984	70
7.	Kevin Hamilton	1980	63
8	**Rickey McGill**	**2017**	**62**
	Steve Burtt	1982	62
10.	Steve Burtt	1983	57

Blocks

Rnk	Name	Year	Blocks
1.	Nakiea Miller	2000	98
2.	Nakiea Miller	2001	84
3.	Kashif Hameed	1998	84
4.	Harry Hart	1993	80
5.	Mikkel Larsen	1996	76
6.	Kashif Hameed	1999	68
7.	Harry Hart	1992	67
8.	Greg Jenkins	2005	66
9.	Greg Jenkins	2004	63
	Jeff Ruland	1980	63

Games

Rnk	Name	Year	Games
1	Sean Armand	2011	37
	Mike Glover	2011	37
	Jermel Jenkins	2011	37
	Scott Machado	2011	37
5.	Rashon Dwight	2011	36
	Alejo Rodriguez	2011	36
7.	**Rickey McGill**	**2017**	**35**
	E.J. Crawford	**2017**	**35**
	Jordan Washington	2017	35
	Jon Severe	2017	35
	Sam Cassell Jr.	2017	35
	Kelvin Amayo	2015	35
	Schadrac Casimir	2015	35
	Ibn Muhammad	2015	35
	Ryden Hines	2015	35
	Chris Pelcher	2011	35

Fouls

Rnk	Name	Year	Fouls
1.	Gary Springer	1983	123
2.	Jordan Washington	2017	122
3.	Gary Springer	1984	119
4.	Jordan Washington	2016	116
5.	Jeff Ruland	1980	116
	Kashif Hameed	1997	112
7.	Mindaugas Timinskas	1994	109
	Kevin Cooper	1989	109
	Gary Springer	1982	109
10.	Greg Jenkins	2002	107

Disqualifications

Rnk	Name	Year	Disq.
1.	Gary Springer	1983	13
2.	Mindaugas Timinskas	1994	12
3.	Greg Jenkins	2002	9
	Gary Springer	1984	9
5.	Ken McCulloch	1986	8
	Kevin Cooper	1990	8
	Kashif Hameed	1997	8
	Justin Marshall	2007	8
9.	Dexter Gray	2008	7
	Greg Jenkins	2005	7
	Bernie Socha	1973	7
	Jeff Ruland	1980	7
	Steve Burtt	1981	7
	Mike Ice	1981	7
	Tony Hargraves	1983	7
	Mindaugas Timinskas	1997	7

Turnovers

Rnk	Name	Year	T.O.
1.	A.J. English	2014	142
2.	Sean Armand	2014	135
3.	Scott Machado	2011	131
4.	A.J. English	2015	128
5.	Gary Springer	1981	126
6.	Rory Grimes	1982	119
7.	Jeff Ruland	1979	117
8.	Steve Burtt	1981	115
9.	Lamont Jones	2013	114
	Jeff Ruland	1978	114

Individual Records - Year by Year Leaders

Scoring

(minimum 75% of games played)

Year	Player	G	FG/FGA	FG%	FT/FTA	FT%	PTS	AVG
1952-53	Richie Guerin	21	139/282	.493	114/172	.663	392	18.7
1953-54	Richie Guerin	21	171/405	.422	177/249	.711	519	24.7
1954-55	Wally McCarvill	21	103/283	.364	127/195	.651	333	15.9
1955-56	Joe Bernardi	22	140/311	.450	166/229	.725	446	20.3
1956-57	Joe Bernardi	19	110/239	.460	127/192	.661	347	18.3
1957-58	Joe Bernardi	20	76/156	.487	84/126	.667	236	11.8
1958-59	George Carter	21	137/225	.609	104/146	.712	378	18.0
1959-60	Joe Tighe	18	46/105	.438	50/73	.685	142	7.9
1960-61	Frank McArdle	21	140/279	.502	101/134	.754	381	18.1
1961-62	Neil McLaughlin	19	120/270	.444	75/99	.758	315	16.6
1962-63	Warren Isaac	19	133/260	.512	77/118	.653	343	18.1
1963-64	Warren Isaac	20	164/311	.527	111/152	.730	439	22.0
1964-65	Warren Isaac	23	210/419	.501	129/174	.741	549	23.9
1965-66	Tom Qualter	21	147/310	.474	86/115	.748	380	18.1
1966-67	Bob McMahon	21	154/353	.436	65/95	.684	373	17.8
1967-68	Bob McMahon	22	141/317	.445	77/102	.755	359	16.3
1968-69	Bob McMahon	22	123/321	.394	105/134	.784	351	16.0
1969-70	Art Wiggens	24	133/253	.526	104/143	.727	370	15.4
1970-71	Art Wiggens	22	145/336	.432	99/134	.739	389	17.7
1971-72	Gary Torigian	23	142/310	.458	96/114	.842	380	16.5
1972-73	Jim Riches	22	146/339	.431	71/95	.747	363	16.5
1973-74	Ray Hyland	24	182/357	.510	89/137	.650	453	18.9
1974-75	Kevin Bass	23	211/450	.469	123/171	.719	545	23.7
1975-76	Kevin Bass	26	177/343	.516	132/178	.742	486	18.7
1976-77	Glenn Vickers	25	145/296	.490	157/200	.785	447	17.9
1977-78	Jeff Ruland	26	228/384	.594	124/180	.689	580	22.3
1978-79	Jeff Ruland	29	233/347	.671	124/172	.721	590	20.3
1979-80	Jeff Ruland	34	256/399	.642	173/267	.648	685	20.1
1980-81	Gary Springer	29	231/433	.533	115/180	.639	577	19.9
1981-82	Steve Burtt	31	251/496	.506	182/251	.725	684	22.1
1982-83	Steve Burtt	31	294/544	.540	132/171	.772	720	23.2
1983-84	Steve Burtt	31	309/574	.538	131/179	.732	749†	24.2
1984-85	Rory Grimes	31	210/424	.495	93/121	.769	513	16.5
1985-86	Bob Coleman	28	193/356	.542	105/227	.463	491	17.5
1986-87	Richie Simmonds	30	*215/429*	.501	82/127	.646	521	17.4
1987-88	Richie Simmonds	27	*171/322*	.531	71/112	.634	436	16.2
1988-89	Chip Langdon	31	*160/342*	.468	67/92	.728	424	13.7
1989-90	Sean Green	28	*215/508*	.423	71/104	.683	553	19.8
1990-91	Sean Green	30	*265/550*	.482	113/149	.758	696	23.2
1991-92	Derrick Canada	29	*176/346*	.509	158/201	.786	534	18.4
1992-93	Harry Hart	26	*151/231*	.654	118/170	.694	420	16.2
1993-94	Mikkel Larsen	27	*182/374*	.487	112/165	.679	476	17.6
1994-95	Mikkel Larsen	26	*180/342*	.526	95/137	.693	456	17.5
1995-96	Bryan Matthew	29	*131/299*	.438	117/153	.765	420	14.5
1996-97	Bryan Matthew	30	*175/365*	.479	159/194	.820	562	18.7
1997-98	Kashif Hameed	33	*173/354*	.489	158/215	.735	505	15.3
1998-99	Tariq Kirksay	30	*147/291*	.505	101/139	.727	415	13.8
1999-00	Tariq Kirksay	30	*196/384*	.510	153/196	.781	576	19.2
2000-01	Nakiea Miller	27	*163/244*	.688	80/125	.640	408	15.1
2001-02	Courtney Fields	27	*116/245*	.473	100/140	.714	346	12.8
2002-03	Courtney Fields	29	*125/251*	.498	117/162	.722	383	13.2
2003-04	Steve Burtt	29	*139/319*	.436	64/78	.821	391	13.5
2004-05	Steve Burtt	31	*186/437*	.426	145/172	.843	597	19.3
2005-06	Steve Burtt	31	*258/579*	.446	168/204	.824	780†	25.2†
2006-07	Anthony Bruin	27	*129/229*	.563	66/157	.420	324	12.0
2007-08	Dexter Gray	32	*138/288*	.479	69/92	.739	360	11.3
2008-09	Gary Springer	24	*99/180*	.582	86/143	.601	284	11.8
2009-10	Scott Machado	31	*117/290*	.403	126/159	.792	388	12.5
2010-11	Mike Glover	37	*260/426*	.610	162/260	.623	682	18.4
2011-12	Mike Glover	33	*239/375*	.637	126/194	.649	604	18.3
2012-13	Lamont Jones	34	*246/561*	.439	221†/249	.888	769	22.6
2013-14	Sean Armand	33	*190/391*	.486	101/128	.789	577	17.5
2014-15	A.J. English	34	*212/491*	.432	155/197	.787	685	20.1
2015-16	A.J. English	28	*190/439*	.433	158/189	.836	632	22.6
2016-17	Jordan Washington	35	*233/422*	.552	162/231	.686	629	18.0
2017-18	Rickey McGill	30	*155/334*	.464	76/106	.717	435	14.5

*Includes 3-point field goals † Iona Record

Individual Records - Year by Year Leaders

Field Goal Percentage

(minimum 100 attempts)

Year	Player	Games	FG/FGA	FG%
1952-53	Richie Guerin	21	132/282	.468
1953-54	Richie Guerin	21	171/405	.422
1954-55	Andy Risoli	21	62/151	.411
1955-56	Joe Bernardi	22	140/311	.450
1956-57	Joe Bernardi	19	110/239	.460
1957-58	George Carter	20	82/165	.497
1958-59	George Carter	21	137/225	.609
1959-60	Joe Tighe	18	46/105	.438
1960-61	Frank McArdle	21	140/279	.502
1961-62	Frank McArdle	19	110/244	.451
1962-63	Marty Conlon	19	88/156	.564
1963-64	Warren Isaac	20	164/311	.527
1964-65	Warren Isaac	23	210/419	.501
1965-66	Bob LaRusso	21	125/242	.517
1966-67	Bob LaRusso	20	127/273	.465
1967-68	Ned O'Connell	21	90/150	.600
1968-69	Art Wiggens	22	110/219	.502
1969-70	Art Wiggens	24	133/253	.526
1970-71	Art Wiggens	22	145/336	.432
1971-72	Ray Hyland	23	133/269	.494
1972-73	Ray Hyland	22	120/218	.550
1973-74	Ray Hyland	24	182/357	.510
1974-75	Dave Budd	20	61/116	.526
1975-76	Neil Snape	24	73/131	.557
1976-77	Dave Brown	25	150/246	.610
1977-78	Dave Brown	27	147/247	.595
1978-79	Jeff Ruland	29	233/347	.671
1979-80	Jeff Ruland	34	256/399	.642
1980-81	Mike Ice	28	74/125	.592
1981-82	Bob Coleman	33	120/196	.612
1982-83	Bob Coleman	31	120/202	.594
1983-84	Gary Springer	31	153/275	.556
1984-85	Tony Hargraves	31	161/267	.603
1985-86	Bob Coleman	28	193/356	.542
1986-87	Jeff Wilder	30	100/192	.521
1987-88	Nestor Payne	27	93/163	.571
1988-89	Nestor Payne	30	122/232	.526
1989-90	Shawn Worthy	28	82/162	.506
1990-91	Kevin Cooper	30	62/109	.569
1991-92	Harry Hart	29	129/215	.600
1992-93	Harry Hart	26	151/231	.654
1993-94	Danny Doyle	27	143/273	.524
1994-95	Mikkel Larsen	26	180/342	.526
1995-96	Greg Barr	29	149/317	.470
1996-97	Kashif Hameed	30	131/238	.550
1997-98	Kashif Hameed	33	173/354	.489
1998-99	Nakiea Miller	30	92/171	.538
1999-00	Nakiea Miller	30	151/291	.519
2000-01	Nakiea Miller	27	163/244	.688
2001-02	Greg Jenkins	30	121/247	.490
2002-03	Steve Smith	28	147/245	.600
2003-04	Greg Jenkins	29	141/256	.551
2004-05	Greg Jenkins	30	173/310	.558
2005-06	Anthony Bruin	31	92/132	.697†
2006-07	Anthony Bruin	27	129/229	.563
2007-08	Devon Clarke	32	111/185	.600
2008-09	Gary Springer	24	99/170	.582
2009-10	Alejo Rodriguez	30	113/277	.677
2010-11	Mike Glover	37	260/426	.610
2011-12	Mike Glover	33	239/375	.637
2012-13	David Laury	25	128/241	.531
2013-14	David Laury	33	162/295	.549
2014-15	Isaiah Williams	23	107/213	.503
2015-16	Jordan Washington	31	167/325	.514
2016-17	Jordan Washington	35	233/422	.552
2017-18	TK Edogi	30	110/197	.558

† Iona Record

Free Throw Percentage

(minimum 75 attempts)

Year	Player	Games	FT/FTA	FT%
1952-53	Bob Santini	21	71/104	.683
1953-54	Richie Guerin	21	177/249	.711
1954-55	Wally McArvill	21	127/195	.651
1955-56	Joe Bernardi	22	166/229	.725
1956-57	Joe Bernardi	19	127/192	.661
1957-58	George Carter	20	90/133	.677
1958-59	Jim Raysor	21	60/82	.732
1959-60	Joe Tighe	18	50/73	.685*
1960-61	Frank McArdle	21	101/134	.754
1961-62	Neil McLaughlin	19	75/99	.758
1962-63	George Jonic	19	58/79	.734
1963-64	Warren Isaac	20	111/152	.730
1964-65	Warren Isaac	23	139/174	.799
1965-66	Tom Qualter	21	86/115	.748
1966-67	Bob LaRusso	20	75/101	.743
1967-68	Bob McMahon	22	77/102	.755
1968-69	Bob McMahon	22	105/134	.784
1969-70	Joe Mazzella	22	76/104	.731
1970-71	Art Wiggens	22	99/134	.739
1971-72	Gary Torigian	23	96/114	.842
1972-73	Jim Riches	22	71/95	.747
1973-74	Kevin Bass	24	85/117	.726
1974-75	Kevin Bass	23	123/171	.719
1975-76	Kevin Bass	26	132/178	.742
1976-77	Kevin Hamilton	24	68/77	.883*
1977-78	Kevin Hamilton	27	59/76	.776
1978-79	Kevin Hamilton	29	62/75	.827
1979-80	Glenn Vickers	33	175/214	.818
1980-81	Steve Burtt	28	83/126	.659
1981-82	Steve Burtt	31	182/251	.725
1982-83	Steve Burtt	31	132/171	.772
1983-84	Steve Burtt	31	131/179	.732
1984-85	Rory Grimes	31	93/121	.769
1985-86	John Kijonek	29	87/113	.770
1986-87	Alvin Lott	30	59/75	.787
1987-88	Glenn Grant	27	72/102	.706
1988-89	Glenn Grant	30	121/166	.729
1989-90	Joey Johnson	21	65/84	.774
1990-91	Antoine Lewis	30	67/87	.770
1991-92	Derrick Canada	29	158/201	.786
1992-93	Corey Taylor	27	121/67	.725
1993-94	Greg Barr	23	74/87	.851
1994-95	Greg Barr	23	70/83	.843
1995-96	Mindaugas Timinskas	29	94/120	.783
1996-97	Bryan Matthew	30	159/194	.820
1997-98	John McDonald	32	101/127	.795
1998-99	Tariq Kirksay	30	101/139	.721
1999-00	Tariq Kirksay	30	153/196	.781
2000-01	Earl Johnson	33	90/120	.750
2001-02	Maceo Wofford	29	64/85	.753
2002-03	Maceo Wofford	29	59/75	.787
2003-04	Steve Burtt	29	64/78	.821
2004-05	Steve Burtt	31	145/172	.843
2005-06	Steve Burtt	31	168/204	.824
2006-07	Devon Clarke	26	80/115	.696
2007-08	Devon Clarke	32	95/120	.792
2008-09	Devon Clarke	31	110/150	.696
2009-10	Scott Machado	31	126/159	.792
2010-11	Rashon Dwight	36	80/100	.800
2011-12	Scott Machado	33	99/122	.811
2012-13	Lamont Jones	34	221/249	.888
2013-14	Tre Bowman	32	64/81	.790
2014-15	Schadrac Casimir	34	102/114	.895†
2015-16	A.J. English	28	158/189	.836
2016-17	Rickey McGill	35	78/99	.788
2017-18	E.J. Crawford	29	60/76	.789

*Only free throw records available from that season

Individual Records - Year by Year Leaders

Assists

Year	Player	Games	Asst	Avg
1977-78	Glenn Vickers	27	146	5.4
1978-79	Glenn Vickers	29	134	4.6
1979-80	Glenn Vickers	33	152	4.6
1980-81	Tony Iati	28	148	5.3
1981-82	Rory Grimes	33	163	4.9
1982-83	Tony Hargraves	31	168	5.4
1983-84	Tony Hargraves	31	178	5.7
1984-85	Rory Grimes	31	142	4.6
1985-86	Glenn Grant	29	131	4.5
1986-87	Alvin Lott	30	125	4.2
1987-88	Alvin Lott	27	110	4.1
1988-89	Glenn Grant	30	194	6.5
1989-90	Shawn Worthy	28	87	3.1
1990-91	Shawn Worthy	30	119	4.0
1991-92	Bashkim Mustafaj	29	129	4.4
1992-93	Terry Martin	27	122	4.5
1993-94	Danny Doyle	27	165	6.1
1994-95	Terry Martin	26	161	6.2
1995-96	Greg Barr	29	102	3.5
1996-97	Donell Mitchell	30	84	2.8
1997-98	John McDonald	32	110	3.4
1998-99	Jason Young	30	122	4.1
1999-00	Jason Young	30	149	5.0
2000-01	Earl Johnson	33	131	4.0
2001-02	Solomon Brown	30	115	3.8
2002-03	Marvin McCullough	29	117	4.0
2003-04	Marvin McCullough	29	119	4.1
2004-05	Ricky Soliver	29	131	4.5
2005-06	Marvin McCullough	31	139	4.5
2006-07	De'Shaune Griffin	29	59	2.0
2007-08	Kyle Camper	32	123	3.8
2008-09	Scott Machado	31	150	4.8
2009-10	Scott Machado	31	122	3.9
2010-11	Scott Machado	37	281	7.6
2011-12	Scott Machado	33	327†	9.9†
2012-13	Lamont Jones	34	116	3.4
2013-14	A.J. English	33	142	4.3
2014-15	A.J. English	34	172	5.1
2015-16	A.J. English	28	173	6.2
2016-17	Rickey McGill	35	180	5.1
2017-18	Rickey McGill	30	168	5.6

Steals

Year	Player	Games	Stls	Avg
1977-78	Dave Brown	27	45	1.7
	Glenn Vickers	27	45	1.7
1978-79	Dave Brown	29	48	1.7
1979-80	Kevin Hamilton	34	63	1.9
1980-81	Tony Iati	28	37	1.3
1981-82	Rory Grimes	33	73	2.2
1982-83	Steve Burtt	31	61	2.0
1983-84	Rory Grimes	31	70	2.3
1984-85	Tony Hargraves	31	77	2.5
1985-86	John Kijonek	29	42	1.4
1986-87	Alvin Lott	30	80	2.67
1987-88	Alvin Lott	27	45	1.7
1988-89	Glenn Grant	30	42	1.4
1989-90	Sean Green	28	47	1.7
1990-91	Sean Green	30	51	1.7
1991-92	Derrick Canada	29	47	1.6
1992-93	Terry Martin	27	54	2.0
1993-94	Danny Doyle	27	41	1.5
1994-95	Terry Martin	26	34	1.3
1995-96	Greg Barr	29	51	1.8
1996-97	Mindaugas Timinskas	30	44	1.5
1997-98	Tariq Kirksay	33	77	2.3
1998-99	Tariq Kirksay	30	42	1.4
1999-00	Tariq Kirksay	30	53	1.8
2000-01	Courtney Fields	33	50	1.5
2001-02	Courtney Fields	27	48	1.8
2002-03	Marvin McCullough	29	47	1.6
	Ricky Soliver	29	47	1.6
2003-04	Marvin McCullough	29	47	1.6
2004-05	Marvin McCullough	31	49	1.6
2005-06	Ricky Soliver	31	84†	2.71†
2006-07	Anthony Bruin	27	30	1.1
2007-08	Rashon Dwight	32	38	1.2
2008-09	Scott Machado	31	40	1.3
2009-10	Scott Machado	31	49	1.6
2010-11	Scott Machado	37	49	1.3
2011-12	Scott Machado	33	53	1.6
2012-13	Sean Armand	34	42	1.2
2013-14	Mike Poole	33	41	1.2
2014-15	A.J. English	34	49	1.4
2015-16	A.J. English	28	44	1.6
2016-17	Rickey McGill	35	62	1.8
2017-18	Rickey McGill	30	44	1.5

Individual Records - Year by Year Leaders

Rebounds

Year	Player	Games	Rebs	Avg
1952-53	Wally McCarvill	21	301	14.3
1953-54	Wally McCarvill	21	279	13.3
1954-55	Wally McCarvill	21	422	20.1
1955-56	LeRoy Scott	22	212	9.6
1956-57	Larry Blaney	17	245	14.4
1957-58	Jim Raysor	24	244	10.2
1958-59	George Carter	21	253	12.0
1959-60	Joe Tighe	18	241	13.4
1960-61	Frank McArdle	21	72	3.4
1961-62	Neil McLaughlin	19	128	6.7
1962-63	Warren Isaac	19	241	12.7
1963-64	Warren Isaac	20	403	20.2
1964-65	Warren Isaac	23	480†	20.9†
1965-66	Bob LaRusso	21	141	6.7
1966-67	Kurt Dorfi	21	281	13.4
1967-68	Bill McGugins	22	185	8.4
1968-69	Art Wiggens	22	209	9.5
1969-70	Bill McGugins	20	287	14.4
1970-71	Art Wiggens	22	247	11.2
1971-72	Ray Hyland	23	350	15.2
1972-73	Ray Hyland	22	269	12.2
1973-74	Bernie Socha	24	297	12.4
1974-75	Kevin Bass	23	193	8.4
1975-76	Dave Brown	26	295	11.3
1976-77	Dave Brown	25	216	8.6
1977-78	Jeff Ruland	26	332	12.8
1978-79	Jeff Ruland	29	328	11.3
1979-80	Jeff Ruland	34	407	12.0
1980-81	Gary Springer	29	246	8.5
1981-82	Gary Springer	30	286	9.5
1982-83	Gary Springer	31	261	8.4
1983-84	Gary Springer	31	228	7.4
1984-85	Bob Coleman	31	179	5.8
1985-86	Bob Coleman	28	246	8.8
1986-87	Jeff Wilder	30	244	8.1
1987-88	Jeff Wilder	22	164	7.5
1988-89	Nestor Payne	30	194	6.5
1989-90	Kevin Cooper	27	174	6.4
1990-91	Jonathan Duck	29	184	6.3
1991-92	Harry Hart	29	223	7.7
1992-93	Harry Hart	26	212	8.2
1993-94	Danny Golembiewski	27	213	7.9
1994-95	John Estick	26	202	7.8
1995-96	Bryan Matthew	29	200	6.9
1996-97	Mindaugas Timinskas	30	197	6.6
1997-98	Tariq Kirksay	33	236	7.2
1998-99	Tariq Kirksay	30	258	8.6
1999-00	Tariq Kirksay	30	279	9.3
2000-01	Nakiea Miller	27	237	8.8
2001-02	Courtney Fields	27	176	6.5
2002-03	Courtney Fields	29	185	6.4
2003-04	Greg Jenkins	29	212	7.3
2004-05	Greg Jenkins	30	188	6.3
2005-06	Kiril Wachsmann	31	266	8.6
2006-07	Anthony Bruin	27	169	6.3
2007-08	Gary Springer	25	192	7.7
2008-09	Gary Springer	24	169	7.0
2009-10	Alejo Rodriguez	30	226	7.5
2010-11	Mike Glover	37	374	10.1
2011-12	Mike Glover	30	273	9.1
2012-13	David Laury	25	258	10.3
2013-14	David Laury	33	274	8.3
2014-15	David Laury	34	329	9.7
2015-16	Isaiah Williams	33	228	6.9
2016-17	Jordan Washington	35	265	7.6
2017-18	TK Edogi	30	214	7.1

Blocks

Year	Player	Games	Blks	Avg
1977-78	Kevin Vesey	27	42	1.6
1978-79	Kevin Vesey	29	48	1.7
1979-80	Jeff Ruland	34	63	1.9
1980-81	Kevin Vesey	27	47	1.7
1981-82	Gary Springer	30	45	1.5
1982-83	Gary Springer	31	52	1.7
1983-84	Gary Springer	31	46	1.5
1984-85	Tony Hargraves	31	34	1.1
1985-86	Bob Coleman	28	12	0.4
1986-87	Jeff Wilder	30	44	1.5
1987-88	Jeff Wilder	22	31	1.4
1988-89	Kevin Cooper	31	41	1.3
1989-90	Kevin Cooper	28	44	1.6
1990-91	Kevin Cooper	30	28	0.9
1991-92	Harry Hart	29	67	2.3
1992-93	Harry Hart	26	80	3.1
1993-94	Mikkel Larsen	27	53	1.9
1994-95	Mikkel Larsen	26	51	1.9
1995-96	Mikkel Larsen	29	76	2.6
1996-97	Kashif Hameed	30	43	1.4
1997-98	Kashif Hameed	33	84	2.5
1998-99	Kashif Hameed	30	68	2.3
1999-00	Nakiea Miller	30	98†	3.3†
2000-01	Nakiea Miller	27	84	3.1
2001-02	Greg Jenkins	30	41	1.4
2002-03	Charles Henson	28	44	1.6
2003-04	Greg Jenkins	29	63	2.2
2004-05	Greg Jenkins	30	66	2.2
2005-06	Anthony Bruin	31	50	1.6
2006-07	Justin Marshall	30	42	1.4
2007-08	Dexter Gray	32	27	0.8
2008-09	Gary Springer	24	20	0.8
2009-10	Alejo Rodriguez	30	30	1.0
2010-11	Alejo Rodriguez	36	38	1.1
2011-12	Mike Glover	30	36	1.2
2012-13	David Laury	25	39	1.6
2013-14	David Laury	33	38	1.2
2014-15	Isaiah Williams	24	32	1.4
2015-16	Aaron Rountree	33	58	1.8
2016-17	Taylor Bessick	34	45	1.3
2017-18	TK Edogi	30	35	1.2

† Iona Record

Individual Records - Single Game Highs

Field Goals
21.....Warren Isaac vs. Bates (Dec. 18., 1964)

3-Point Field Goals
13.....A.J. English vs. Fairfield (Dec. 1, 2015)
10.....Sean Armand vs. Siena (Jan. 3, 2012)
(Madison Square Garden College Record)
9.....Isaiah Williams vs. Monmouth (Mar. 8, 2015)
(MAAC Championship Record)
Schadrac Casimir vs. Marist (Feb. 8, 2015)
(Iona Rookie/Hynes Record)
Sean Armand vs. Canisius (Jan. 13, 2013) (Hynes Record)
8.....Deyshonee Much at Canisius (Feb. 5, 2016)
Schadrac Casimir at Monmouth (Dec. 7, 2014)
Schadrac Casimir vs. Delaware State (Nov. 26, 2014)
A.J. English at Dayton (Dec. 19, 2013)
Kyle Smyth at Albany (Nov. 23, 2010)
7..... Deyshonee Much at Marist (Feb. 4, 2018)
Sam Cassell Jr. at Rider (Feb. 3, 2017)
Schadrac Casimir vs. Canisius (Jan. 8, 2017)
A.J. English vs. Monmouth (Mar. 8, 2015)
Isaiah Williams vs. Delaware State (Nov. 26, 2014)
Sean Armand at St. Bonaventure (Dec. 31, 2012)
Sean Armand vs Liberty (Dec. 18, 2012)
Sean Armand vs Wake Forest (Nov. 17, 2012)
Jermel Jenkins vs. Saint Peter's (Feb. 26, 2012)
Sean Armand at Rider (Feb. 15, 2012)
Lamont Jones vs. Canisius (Feb. 2, 2012)
Kyle Smyth vs. Western Michigan (Nov. 18, 2011)
Jermel Jenkins at Albany (Nov. 23, 2010)
Jermel Jenkins vs. Buffalo (Mar. 22, 2011)

3-Point Field Goal Attempts
19.....A.J. English vs. Fairfield (Dec. 1, 2015)
Sean Armand vs. Siena (Jan. 3, 2012)
16.....Kyle Smyth at Syracuse (Dec. 18, 2010)
15.....A.J. English vs. Monmouth (Jan. 15, 2016)
Isaiah Williams vs. Monmouth (Mar. 8, 2015)
Schadrac Casimir at Monmouth (Dec. 7, 2014)
Sean Armand vs. Canisius (Jan. 13, 2013)
14..... Sam Cassell Jr. at Florida State (Nov. 15, 2016)
A.J. English at Oregon State (Nov. 17, 2015)
Schadrac Casimir vs. Marist (Feb. 8, 2015)
Sean Armand at St. Bonaventure (Dec. 31, 2012)
Sean Armand vs. Liberty (Dec. 18, 2012)
Steve Burtt vs. Canisius (Jan. 30, 2005)
DeShaun Williams at Niagara (Jan. 11, 2004)
Sean Green vs. La Salle (1991)

Free Throws
17.....Steve Burtt vs. Loyola (Jan. 19, 2006)
Kevin Bass (1976)
16.....Richie Guerin (1954)
Joe Bernardi (1958)
Nestor Payne (1989)
Corey Taylor (1992)
Devon Clarke at Fairfield (Dec. 7, 2008)
15.....Ricky Soliver vs. Niagara (Mar. 6, 2004)

Free Throw Percentage
1.000.....Steve Burtt (17-17) vs. Loyola (1/19/06)
Nestor Payne (16-16) vs. Holy Cross (2/21/89)
Corey Taylor (16-16) vs. Wagner (1992)
Lamont Jones (14-14) vs Canisius (3/9/13)
Lamont Jones (14-14) vs Rutgers (12/8/12)
Schadrac Casimir (12-12) vs. Siena (2/6/15)
Lamont Jones (12-12) vs Norfolk State (12/23/12)
Steve Burtt (12-12) vs. Siena (1/24/06)
Steve Burtt (11-11) vs. Saint Peter's (2/18/05)
A.J. English (10-10) vs. Marist (1/9/16)
A.J. English (10-10) vs. Delaware (11/20/15)
A.J. English (10-10) at Monmouth (12/07/14)
Lamont Jones (10-10) vs Manhattan (1/6/13)
Tariq Kirksay (10-10) vs. Hofstra (12/18/99)
Steve Burtt (10-10) at Iowa State (11/26/05)
Devon Clarke (10-10) vs. Manhattan (1/12/07)
Devon Clarke (10-10) vs. Fairfield (1/14/07)

Rebounds
33.....Larry Blaney (1957)
Warren Isaac (1965)

Assists
17.....Danny Doyle (1994)
16.....Scott Machado vs. Manhattan (Jan. 12, 2012)
Glenn Grant (1989)
15.....Scott Machado vs. Nevada (Feb. 18, 2012)
Scott Machado vs. Rider (Jan. 20, 2012)
Scott Machado at Richmond (Dec. 14, 2011)
Scott Machado vs. Maryland (Nov. 20, 2011)
Scott Machado vs. Western Michigan (Nov. 18, 2011)
Scott Machado at Albany (Nov. 23, 2010)
Glenn Vickers (1978)
14..... Rickey McGill vs. Canisius (Jan. 8, 2017)
A.J. English at Canisius (Feb. 5, 2016)
Scott Machado vs. Canisius (Feb. 2, 2012)
13.....A.J. English vs. Monmouth (Feb. 14, 2014)
A.J. English vs. Marist (Dec. 4, 2013)
Scott Machado at Syracuse (Dec. 18, 2010)
Tom Burke (1967)
12..... Rickey McGill vs Canisius (Jan. 21, 2018)
A.J. English at Massachusetts (Dec. 30, 2014)
Scott Machado vs. Saint Peter's (Feb. 26, 2012)
Scott Machado at Niagara (Dec. 4, 2011)
Marvin McCullough vs. Saint Peter's (Feb. 27, 2004)
Marvin McCullough vs. Niagara (Mar. 8, 2003)

Blocks
11.....Nakiea Miller vs. Fairfield (3/5/00)
9.....Greg Jenkins vs. Manhattan (1/25/04)
8.....Nakiea Miller vs. St. Francis, NY (11/28/00)
7.....Isaiah Williams at Manhattan (2/28/14)
Greg Jenkins vs. Rider (2/24/04)
Kevin Cooper vs. Northern Illinois (1989)
Harry Hart vs. Manhattan (1993)
Mikkel Larsen vs. Niagara (1994)
Mikkel Larsen vs. Rhode Island (1996)
Mikkel Larsen vs. Manhattan (1996)
Kashif Hameed vs. Fairfield (1997)
Nakiea Miller vs. Ole Miss (3/16/01)
Charles Henson vs. Siena (2/9/03)
Justin Marshall at Siena (2/1/07)

Individual Records - All-Time 30+ Point Efforts

50..... Warren Isaac vs. Bates (12/18/64)
46..... A.J. English vs. Fairfield (12/1/15)
45..... A.J. English vs. Monmouth (1/15/16)
43..... Lamont Jones vs. Canisius (2/2/12)
Sean Green vs. Siena (3/3/91)
41..... Warren Isaac vs. Duquesne (2/17/65)
40..... Rickey McGill at Rider (2/25/18)
Schadrac Casimir vs. Del. St. (11/26/14)
Lamont Jones vs. Quinnipiac (11/16/12)
Steve Burtt vs. Holy Cross (2/1/84)
Richie Guerin vs. John Carroll (2/18/54)
39..... Mike Glover vs. Canisius (12/3/10)
38..... Jordan Washington vs. Rider (2/19/17)
Steve Burtt vs. Marist (2/24/05)
Derrick Canada vs. La Salle (1/4/92)
Jeff Ruland vs. Kansas (2/7/80)
Richie Guerin vs. Fairfield (2/1/54)
37..... A.J. English at North Texas (11/23/14)
Lamont Jones vs. Marist (2/7/13)
Steve Burtt at Saint Peter's (1/11/06)
Kevin Hamilton vs. Pittsburgh (1/22/79)
Jeff Ruland vs. Northeastern (12/29/78)
Dave Brown vs. St. Fran. (BK) (1/29/77)
36..... Steve Burtt at Canisius (1/14/06)
Steve Burtt vs. St. Peter's (3/5/05)
Steve Burtt vs. Fairfield (1/21/84)
Kevin Bass vs. Marist (11/30/74)
Richie Guerin vs. Marshall (1/2/54)
35..... Lamont Jones vs. Loyola (Md.) (3/1/13)
Mindaugas Timinskas vs. Niagara (2/17/95)
Mikkel Larsen vs. Fairfield (2/19/94)
Nestor Payne vs. Holy Cross (2/21/89)
Gary Springer vs. Wagner (1/31/81)
Warren Isaac vs. UMass (1/29/64)
34..... Mike Glover vs. St. Joseph's (11/23/11)
Steve Burtt vs. Fairfield (2/18/84)
Steve Burtt vs. La Salle (1/26/84)
Steve Burtt vs. Manhattan (2/26/83)
Jeff Ruland vs. Long Island (1/28/78)
Ray Hyland vs. Army (2/9/72)
Frank McArdle vs. Long Island (2/28/61)
Larry Blaney vs. Siena (2/20/57)
Joe Bernardi vs. Xavier (1/5/57)
33..... Jordan Washington at Fairfield (1/24/16)
Schadrac Casimir vs. Marist (2/8/15)
Lamont Jones vs. Canisius (3/9/13)
Scott Machado vs. St. Joseph's (11/23/11)
Mike Glover at ETSU (3/1/11)
Steve Burtt vs. Fordham (3/3/08)
Steve Burtt vs. Siena (2/23/06)
Steve Burtt at Fordham (12/1/05)
Harry Hart vs. Niagara (1/23/93)
Sean Green vs. Fairfield (2/21/91)
Sean Green vs. Canisius (2/2/91)
Sean Green vs. Canisius (1/12/91)
Steve Burtt vs. St. Bona. (3/16/83)
Art Wiggens vs. Biscayne (1/11/71)
Warren Isaac vs. King's (2/4/64)
George Carter vs. St. Fran. (BK) (2/28/57)
Richie Guerin vs. Creighton (1/27/54)

32..... Deyshonee Much vs. Fairfield (1/7/18)
A.J. English at Siena (2/22/16)
A.J. English vs. Monmouth (3/7/15)
A.J. English at Canisius (2/9/14)
Lamont Jones vs. Rider (2/9/13)
Sean Armand vs. Canisius (1/13/13)
Sean Armand vs. Siena (1/3/12)
Steve Burtt vs. Loyola (1/19/06)
Derrick Canada vs. Manhattan (3/8/92)
Sean Green vs. La Salle (2/23/91)
Steve Burtt vs. Fairfield (1/24/83)
Steve Burtt vs. UNLV (2/18/82)
Steve Burtt vs. Fairfield (1/22/82)
Steve Burtt vs. San Francisco (12/19/81)
Kevin Hamilton vs. Georgetown (1/5/80)
Jeff Ruland vs. Wagner (2/25/78)
Kevin Bass vs. UMass (3/1/75)
Bill McGugins vs. St. Peter's (1/10/70)
Bob LaRusso vs. Rider (3/4/66)
Warren Isaac vs. FDU (1/10/64)
Warren Isaac vs. Boston U. (12/28/63)
Richie Guerin vs. Xavier (12/17/53)
31..... A.J. English at Monmouth (2/19/16)
A.J. English vs. Siena (2/13/16)
A.J. English at Tulsa (12/8/15)
A.J. English at Monmouth (12/7/14)
A.J. English at Siena (1/12/14)
Mike Glover at Marist (1/8/12)
Mike Glover vs. Siena (3/5/11)
Ricky Soliver vs. Marist (3/5/06)
Steve Burtt vs. Canisius (2/3/06)
Ricky Soliver vs. Niagara (3/6/04)
Tariq Kirksay vs. Rider (1/13/00)
Tariq Kirksay vs. St. Fran. (BK) (12/23/99)
Tariq Kirksay vs. Loyola (2/22/98)
Bryan Matthew vs. Siena (2/23/97)
Mindaugas Timinskas vs. Cornell (12/14/96)
Sean Green vs. Hawaii (12/27/91)
Shawn Worthy vs. Siena (1/14/91)
Sean Green vs. Gonzaga (12/23/90)
Steve Burtt vs. Holy Cross (2/15/84)
Steve Burtt vs. Memphis State (1/26/83)
Steve Burtt vs. Army (1/15/83)
Steve Burtt vs. Marquette (1/11/83)
Gary Springer vs. Niagara (1/21/81)
Steve Burtt vs. St. Peter's (1/20/80)
Jeff Ruland vs. St. John's (3/10/78)
Jeff Ruland vs. Detroit (1/11/78)
Bob McMahon vs. Illinois Wes. (12/20/67)
Warren Isaac vs. Illinois Wes. (12/21/64)
Warren Isaac vs. St. Peter's (2/22/64)
Wally McCarvill vs. St. Fran. (BK) (2/24/55)

30..... Schadrac Casimir vs. Manhattan (2/23/18)
Jordan Washington vs. Fairfield (1/20/17)
Jordan Washington vs. Ohio (12/10/16)
Deyshonee Much at Canisius (2/5/16)
David Laury vs. Quinnipiac (1/6/15)
David Laury vs. Indiana State (12/13/14)
A.J. English vs. Rider (12/10/14)
A.J. English at Dayton (12/19/13)
Sean Armand vs. St. Bona. (12/14/13)
Sean Armand vs. Geo. Mason (11/23/13)
Lamont Jones vs. Manhattan (1/6/13)
Mike Glover vs. Niagara (12/5/10)
Steve Burtt vs. Marist (3/5/06)
Steve Burtt at Loyola (2/8/06)
Steve Burtt at Siena (1/24/06)
Ricky Soliver vs. Portland State (11/25/05)
Greg Jenkins vs. Manhattan (1/15/05)
Tariq Kirksay vs. Coppin State (11/23/99)
Tariq Kirksay vs. Rider (1/8/99)
Bryan Matthew vs. Niagara (1/26/97)
Derrick Canada vs. ODU (12/2/91)
Sean Green vs. St. Peter's (2/17/91)
Sean Green vs. Seton Hall (12/9/89)
Steve Burtt vs. New Orleans (1/23/84)
Steve Burtt vs. Syracuse (12/4/83)
Steve Burtt vs. Assumption (1/9/82)
Steve Burtt vs. Siena (3/3/81)
Jeff Ruland vs. Louisville (2/21/80)
Jeff Ruland vs. Long Bch. St. (12/1/79)
Kevin Hamilton vs. St. Fran. (Pa.) (1/25/78)
Glenn Vickers vs. South Florida (2/19/77)
Kevin Bass vs. Holy Cross (12/19/75)
Kevin Bass vs. Siena (12/4/73)
Bob McMahon vs. Illinois Wes. (12/10/66)
Tom Qualter vs. Long Island (2/12/66)
Warren Isaac vs. Duquesne (1/7/65)
Frank McArdle vs. NYU (12/10/60)
Joe Bernardi vs. Hofstra (12/18/56)
Richie Guerin vs. Bates (12/14/51)

Iona College - Year-By-Year Team Statistics

Year	G	FG-FGA	FG%	3FG-3FGA	3FG%	FT-FTA	FT%	REB	AVG	PF	D	AST	TO	BLK	STL	PTS	AVG
1952-53	20	542-1315	.412			450-627	.718	1036	51.8	381	16					1534	76.7
1953-54	21	487-1322	.368			448-718	.624	1232	58.7	450	18					1422	67.7
1954-55	21	478-1311	.365			422-751	.562	1250	59.5	394	12					1378	65.6
1955-56	22	547-1451	.377			475-723	.657	1129	51.3	380	13					1569	71.3
1956-57	20	547-1320	.414			385-623	.618	1106	55.3	313	10					1479	74.0
1957-58	24	625-1607	.389			423-692	.611	1267	52.8	436	17					1673	69.7
1958-59	21	542-1266	.428			334-535	.624	1087	51.8	373	12					1418	67.5
1959-60	18	508-1190	.427			227-378	.601	1054	58.6	341	10					1243	69.1
1960-61	21	538-1200	.448			356-528	.674	960	45.7	363	12					1432	68.2
1961-62	19	505-1113	.454			319-498	.641	885	46.6	416	20					1329	69.9
1962-63	19	458-979	.468			306-455	.673	866	45.6	400	18					1222	64.3
1963-64	20	545-1164	.468			329-517	.636	1071	53.6	385	15					1419	71.0
1964-65	23	609-1310	.465			433-600	.722	1191	51.8	436	19					1651	71.8
1965-66	21	527-1122	.470			343-498	.689	795	37.9	371	16					1397	66.5
1966-67	21	565-1263	.447			339-529	.641	1003	47.8	410	22					1469	70.0
1967-68	22	623-1372	.454			289-440	.657	1024	46.5	390	11					1535	69.8
1968-69	22	607-1458	.416			388-593	.654	1102	50.1	455	17					1602	72.8
1969-70	24	699-1502	.465			408-611	.668	1157	48.2	476	17					1806	75.3
1970-71	22	563-1415	.398			337-564	.598	1081	49.1	440	17					1463	66.5
1971-72	23	622-1452	.428			373-533	.700	1052	45.7	412	15					1617	70.3
1972-73	22	624-1456	.429			245-365	.671	1006	45.7	396	23					1493	67.9
1973-74	24	688-1683	.409			337-511	.659	1224	51.0	420						1713	71.4
1974-75	23	637-1521	.419			265-387	.685	932	40.5	484	18					1539	66.9
1975-76	26	715-1484	.482			462-663	.697	1039	40.0	558	20					1892	72.8
1976-77	25	769-1567	.491			480-643	.747	952	38.1	488	15					2018	80.7
1977-78	27	876-1711	.512			494-701	.705	1199	44.4	508	13					2246	83.2
1978-79	29	895-1739	.515			491-678	.724	1027	35.4	582	18					2281	78.7
1979-80	34	935-1824	.513			622-880	.707	1130	33.2	646	15					2492	73.3
1980-81	29	770-1566	.492			439-686	.640	1054	36.3	601	28	385	541			1979	68.2
1981-82	33	900-1784	.504			645-960	.672	1221	37.0	644	28	407	531	131	252	2445	74.1
1982-83	31	940-1808	.520			504-739	.682	1144	36.9	603	32	476	482	161	245	2384	76.9
1983-84	31	946-1805	.524			518-761	.681	1166	37.6	607	23	462	492	166	274	2410	77.7
1984-85	31	898-1669	.538			518-728	.712	1021	32.9	539	11	430	461	112	258	2314	74.6
1985-86	29	713-1455	.490			487-823	.592	987	34.0	646	16	428	505	100	185	1913	66.0
1986-87	30	824-1715	.480	73-191	.382	452-728	.621	1054	35.1	626	15	378	450	107	243	2173	72.4
1987-88	27	780-1587	.491	107-273	.392	432-672	.643	941	34.9	583	22	391	455	86	218	2099	77.7
1988-89	31	798-1773	.450	101-294	.344	490-741	.661	1162	37.5	584	11	430	495	104	206	2187	70.5
1989-90	28	647-1495	.433	99-301	.329	374-563	.664	957	34.2	439	11	249	433	75	178	1767	63.1
1990-91	30	821-1721	.477	126-348	.362	466-682	.683	1047	34.9	508	19	398	445	65	203	2234	74.5
1991-92	29	731-1640	.446	129-392	.329	559-786	.711	1037	35.8	476	13	405	444	108	223	2150	74.1
1992-93	27	729-1524	.478	135-381	.354	453-660	.686	950	35.2	437	9	480	456	118	233	2046	75.8
1993-94	27	740-1601	.462	73-257	.284	472-655	.721	991	36.7	446	15	419	453	106	180	2025	75.0
1994-95	27	754-1635	.461	131-379	.346	396-585	.677	1028	38.1	497	11	425	417	97	180	2035	75.4
1995-96	29	741-1719	.431	136-411	.331	485-710	.683	1141	39.3	515	11	353	412	176	210	2103	72.5
1996-97	30	770-1690	.456	163-493	.331	617-834	.740	1099	36.6	589	21	410	461	147	231	2320	77.3
1997-98	33	934-2008	.465	210-599	.351	574-835	.687	1247	37.8	652	16	511	504	206	325	2652	80.4
1998-99	30	826-1857	.445	144-483	.298	491-751	.654	1261	42.0	615	9	512	527	220	243	2287	76.2
1999-00	31	846-1877	.451	147-427	.344	604-833	.725	1272	41.0	607	14	529	557	216	233	2443	78.8
2000-01	33	912-1896	.481	159-415	.383	566-822	.689	1239	37.5	717	23	481	557	183	259	2549	77.2
2001-02	30	728-1674	.435	148-441	.336	528-761	.694	1096	36.5	686	31	417	555	153	238	2132	71.1
2002-03	29	758-1645	.461	166-453	.366	492-687	.716	1027	35.4	590	20	477	445	126	238	2174	75.0
2003-04	29	750-1690	.444	156-451	.346	422-645	.654	1109	38.2	586	21	434	457	161	223	2078	71.7
2004-05	31	778-1748	.445	152-417	.365	513-725	.708	1129	36.4	626	21	454	474	187	203	2221	71.6
2005-06	31	881-1835	.480	196-488	.402	517-748	.691	1140	36.8	576	9	481	468	128	239	2475	79.8
2006-07	30	646-1583	.408	110-396	.278	356-617	.577	1047	34.9	611	26	308	536	143	180	1758	58.6
2007-08	32	753-1739	.433	183-581	.315	410-591	.694	1114	34.8	683	29	432	559	108	248	2099	65.6
2008-09	31	637-1541	.413	174-524	.332	482-732	.658	1026	33.1	615	11	378	486	91	205	1930	62.3
2009-10	31	700-1667	.420	227-619	.367	423-621	.681	1041	33.6	614	12	421	420	90	246	2050	66.1
2010-11	37	1048-2200	.476	298-795	.375	528-804	.657	1340	36.2	665	12	645	468	122	278	2922	79.0
2011-12	33	1021-2033	.502	254-656	.387	440-617	.713	1148	34.8	559	9	638	414	71	241	2736	82.9
2012-13	34	956-2106	.454	283-771	.367	538-689	.781	1229	36.1	582	14	523	421	101	222	2733	80.4
2013-14	33	947-1944	.487	338-853	.396	528-739	.714	1094	33.2	584	11	576	349	122	219	2760	83.6
2014-15	35	950-2051	.463	344-869	.396	538-768	.701	1260	36.0	605	7	573	427	135	226	2782	79.5
2015-16	33	919-2011	.457	327-884	.370	463-651	.711	1218	36.9	641	16	551	422	135	248	2628	79.6
2016-17	35	979-2155	.454	342-862	.397	513-668	.768	1251	35.7	669	10	541	421	108	239	2813	80.4
2017-18	30	862-1856	.464	299-765	.391	390-533	.732	1018	33.9	518	8	492	361	93	198	2415	80.5

Opponent Year-By-Year Team Statistics

Year	G	FG-FGA	FG%	3FG-3FGA	3FG%	FT-FTA	FT%	REB	AVG	PF	D	AST	TO	BLK	STL	PTS	AVG
1952-53	20	404-1370	.295			341-582	.586	577	28.9	416	21					1149	57.5
1953-54	21	451-1350	.334			478-699	.684	993	47.3	456	34					1380	65.7
1954-55	21	475-1301	.365			412-661	.623	987	47.0	428	16					1362	64.9
1955-56	22	610-1524	.400			428-611	.700	1120	50.9	447	15					1648	74.9
1956-57	20	514-1355	.379			351-541	.649	936	46.8	367	15					1389	69.5
1957-58	24	559-1433	.390			409-635	.644	1084	45.2	460	19					1527	63.6
1958-59	21	464-1236	.375			383-542	.707	769	36.6	379	18					1311	62.4
1959-60	18	371-1064	.349			296-506	.585	682	37.9	276	8					1038	57.7
1960-61	21	541-1328	.407			331-504	.657	834	39.7	378	11					1413	67.3
1961-62	19	449-1166	.385			392-583	.672	806	42.4	379	16					1290	67.9
1962-63	19	425-1071	.397			329-533	.617	654	34.4	362	18					1179	62.1
1963-64	20	471-1161	.406			328-503	.652	602	30.1	410	20					1270	63.5
1964-65	23	619-1378	.449			357-536	.666	705	30.7	456	18					1595	69.3
1965-66	21	621-1282	.484			296-432	.685	752	35.8	389	12					1538	73.2
1966-67	21	526-1220	.431			360-547	.658	766	36.5	403	13					1412	67.2
1967-68	22	553-1365	.405			370-520	.712	838	38.1	371	12					1476	67.1
1968-69	22	543-1225	.443			443-627	.707	820	37.3	470	16					1529	69.5
1969-70	24	666-1554	.429			497-685	.726	925	38.5	470	22					1829	76.2
1970-71	22	591-1355	.436			385-654	.589	965	43.9	443	20					1567	71.2
1971-72	23	682-1594	.428			389-551	.706	972	42.3	407	13					1753	76.2
1972-73	22	644-1431	.450			280-419	.668	872	39.6	402	12					1568	71.3
1973-74	24	799-1717	.465			263-404	.651	960	40.0							1861	77.5
1974-75	23	752-1556	.483			338-487	.694	1027	44.7	443	12					1842	80.1
1975-76	26	775-1650	.470			364-571	.637	976	37.5	565	26					1914	73.6
1976-77	25	803-1537	.522			348-500	.696	850	34.0	564	22					1954	78.2
1977-78	27	875-1814	.482			353-510	.692	986	36.5	608	30					2103	77.9
1978-79	29	824-1812	.455			398-580	.686	970	33.4	636	28					2046	70.6
1979-80	34	885-2003	.442			421-627	.671	1103	32.4	744	37					2191	64.4
1980-81	29	798-1707	.467			481-687	.700	974	33.6	623	27	418	400			2077	71.6
1981-82	33	868-1879	.462			446-667	.669	1055	32.0	774	41	457	535	104	228	2182	66.1
1982-83	31	847-1888	.449			458-670	.684	1062	34.3	634	7	488	471			2152	69.4
1983-84	31	847-1900	.446			457-673	.679	1063	34.3	621	11	460	469	89	221	2151	69.4
1984-85	31	858-1767	.486			375-568	.660	929	30.0	621	14	453	446	82	214	2091	67.5
1985-86	29	772-1448	.533			475-761	.624	891	30.7	705	8	451	414	66	245	2019	69.6
1986-87	30	805-1756	.458	80-193	.415	488-678	.720	1110	37.0	639	21	447	456	67	191	2178	72.6
1987-88	27	798-1667	.479	111-265	.419	484-674	.718	1003	37.1	555	15	494	423	59	184	2191	81.1
1988-89	31	829-1877	.442	137-340	.403	419-579	.724	1095	35.3	616	21	538	411	95	216	2214	71.4
1989-90	28	721-1565	.461	117-297	.394	343-495	.693	944	33.7	520	15	398	386	102	217	1902	67.9
1990-91	30	807-1761	.458	152-425	.358	413-583	.708	989	33.0	577	15	419	446	90	190	2179	72.6
1991-92	29	820-1772	.463	208-510	.408	347-494	.702	1020	35.2	620	14	436	458	101	231	2195	75.7
1992-93	27	775-1736	.446	159-452	.352	296-441	.671	1001	37.1	522	12	424	422	78	250	2005	74.3
1993-94	27	841-1800	.467	218-562	.388	333-482	.691	1001	37.1	526	10	508	380	88	231	2233	82.7
1994-95	27	755-1667	.453	192-512	.375	378-539	.701	977	36.2	530	14	440	410	85	191	2080	77.0
1995-96	29	711-1800	.395	178-549	.324	375-559	.671	1144	39.4	605	22	399	439	90	189	1975	68.1
1996-97	30	727-1723	.422	156-473	.330	489-706	.693	1050	35.0	677	30	365	500	86	242	2099	70.0
1997-98	33	787-1923	.409	179-529	.338	542-777	.698	1234	37.4	701	29	411	639	75	232	2295	69.5
1998-99	30	770-1906	.404	172-486	.354	518-781	.663	1200	40.0	631	16	390	490	112	286	2230	74.3
1999-00	31	841-2012	.418	176-535	.329	495-721	.687	1181	38.1	666	19	409	510	117	303	2353	75.9
2000-01	33	809-1941	.417	176-536	.328	581-865	.672	1170	35.5	707	21	431	548	97	262	2375	72.0
2001-02	30	697-1728	.403	175-506	.346	603-835	.722	1053	35.1	645	21	370	486	103	267	2172	72.4
2002-03	29	689-1641	.420	167-502	.333	528-728	.725	1026	35.4	626	20	370	455	80	215	2073	71.5
2003-04	29	745-1770	.421	206-582	.354	475-675	.704	1089	37.6	578	20	438	397	88	225	2171	74.9
2004-05	31	744-1812	.411	213-623	.342	510-719	.709	1125	36.3	619	21	433	460	105	239	2211	71.3
2005-06	31	790-1826	.433	199-585	.340	459-621	.739	1067	34.4	660	21	406	503	82	227	2238	72.2
2006-07	30	716-1623	.441	174-516	.337	490-714	.686	1064	35.5	564	10	392	418	116	291	2096	69.9
2007-08	32	712-1679	.424	233-647	.360	552-792	.697	1094	34.2	569	14	414	539	128	255	2209	69.0
2008-09	31	656-1567	.419	188-577	.326	457-649	.704	1009	32.5	649	24	348	487	106	243	1957	63.1
2009-10	31	629-1575	.399	163-500	.326	500-745	.671	1113	35.9	558	12	323	504	145	224	1921	62.0
2010-11	37	926-2094	.442	235-658	.357	492-716	.687	1255	33.9	709	15	460	544	128	238	2579	69.7
2011-12	33	885-1962	.451	237-669	.354	393-565	.696	1126	34.1	584	10	474	530	105	181	2400	72.7
2012-13	34	938-2083	.450	272-726	.375	447-670	.667	1228	36.1	585	9	526	475	147	188	2595	76.3
2013-14	33	959-2111	.454	218-640	.341	424-620	.684	1261	38.2	587	8	480	392	117	158	2560	77.6
2014-15	35	937-2208	.424	250-705	.355	440-630	.698	1320	37.7	654	10	507	415	130	208	2564	73.3
2015-16	33	844-1993	.423	257-718	.358	506-724	.699	1234	37.4	606	13	451	461	97	193	2451	74.3
2016-17	35	951-2183	.436	280-776	.361	507-729	.695	1340	38.3	603	13	504	461	101	170	2689	76.8
2017-18	30	863-1861	.464	232-649	.357	362-539	.672	1124	37.5	506	13	451	409	83	155	2320	77.3

Single Season Team Records - Iona Highs

Games Played

Rnk.	Year	GP
1.)	2010-11	37
2.)	2016-17	35
	2014-15	35
4.)	2012-13	34
	1979-80	34
6.)	2015-16	33
	2013-14	33
	2011-12	33
	2000-01	33
	1997-98	33
	1981-82	33

Field Goals

Rnk.	Year	FG
1.)	2010-11	1,048
2.)	2011-12	1,021
3.)	2016-17	979
4.)	2012-13	956
5.)	2014-15	950
6.)	2013-14	947
7.)	1983-84	946
8.)	1982-83	940
9.)	1979-80	935
10.)	1997-98	934
11.)	2015-16	951

Field Goal Percentage

Rnk.	Year	FG%
1.)	1984-85	.538
2.)	1983-84	.524
3.)	1982-83	.520
4.)	1978-79	.515
5.)	1979-80	.513
6.)	1977-78	.512
7.)	1981-82	.504
8.)	2011-12	.502
9.)	1980-81	.492
10.)	1987-88	.491

3-pt Field Goals

Rnk.	Year	3FG
1.)	2014-15	344
2.)	2016-17	342
3.)	2013-14	338
4.)	2015-16	327
5.)	2017-18	299
6.)	2010-11	298
7.)	2012-13	283
8.)	2011-12	254
9.)	2009-10	227
10.)	1997-98	210

3-pt Field Goal Pct

Rnk.	Year	3FG%
1.)	2005-06	.402
2.)	2016-17	.397
3.)	2014-15	.396
	2013-14	.396
5.)	1987-88	.392
6.)	2017-18	391
7.)	2011-12	.387
8.)	2000-01	.383
9.)	1986-87	.382
10.)	2010-11	.375
11.)	2015-16	.370

Free Throws Made

Rnk.	Year	FT
1.)	1981-82	645
2.)	1979-80	622
3.)	1996-97	617
4.)	1999-00	604
5.)	1997-98	574
6.)	2000-01	566
7.)	1991-92	559
8.)	2014-15	538
	2012-13	538
10.)	Three with	528

Free Throw Percentage

Rnk.	Year	FT%
1.)	2012-13	.778
2.)	2016-17	.768
3.)	1976-77	.747
4.)	1996-97	.740
5.)	2017-18	.732
6.)	1999-00	.725
7.)	1978-79	.724
8.)	1964-65	.722
9.)	1993-94	.721
10.)	1952-53	.718
11.)	2011-12	.716

Rebounds

Rnk.	Year	Rebounds
1.)	2010-11	1,340
2.)	1999-00	1,272
3.)	1957-58	1,267
4.)	1998-99	1,261
5.)	2014-15	1,260
6.)	2014-15	1,251
7.)	2012-13	1,250
	1954-55	1,250
9.)	1997-98	1,247
10.)	2000-01	1,239

Fouls

Rnk.	Year	Fouls
1.)	2000-01	717
2.)	2001-02	686
3.)	2007-08	683
4.)	2010-11	665
5.)	2016-17	652
	1997-98	652
7.)	1979-80	646
8.)	1985-86	646
9.)	1981-82	644
10.)	2015-16	641

Disqualifications

Rnk.	Year	DQ
1.)	1982-83	32
2.)	2001-02	31
3.)	2007-08	29
4.)	1981-82	28
5.)	1980-81	28
6.)	2006-07	26
7.)	2000-01	23
8.)	1983-84	23
9.)	1972-73	23
10.)	1987-88	22

Assists

Rnk.	Year	Ast
1.)	2010-11	645
2.)	2011-12	638
3.)	2013-14	576
4.)	2014-15	573
5.)	2015-16	551
6.)	2016-17	541
7.)	1999-00	529
8.)	2012-13	523
9.)	1998-99	512
10.)	1997-98	511

Turnovers

Rnk.	Year	TO
1.)	2007-08	559
2.)	1999-00	557
3.)	2000-01	557
4.)	2001-02	555
5.)	1980-81	541
6.)	2006-07	536
7.)	1981-82	531
8.)	1998-99	527
9.)	1985-86	505
10.)	1997-98	504

Blocks

Rnk.	Year	Blocks
1.)	1998-99	220
2.)	1999-00	216
3.)	1997-98	206
4.)	2004-05	187
5.)	2000-01	183
6.)	1995-96	176
7.)	1983-84	166
8.)	1982-83	161
9.)	2003-04	161
10.)	2001-02	153

Steals

Rnk.	Year	Steals
1.)	1997-98	325
2.)	2010-11	278
3.)	1983-84	274
4.)	2000-01	259
5.)	1984-85	258
6.)	1981-82	252
7.)	2015-16	248
	2007-08	248
9.)	2009-10	246
10.)	1982-83	245

Points

Rnk.	Year	Points
1.)	2010-11	2,922
2.)	2016-17	2,813
3.)	2014-15	2,782
4.)	2013-14	2,760
5.)	2011-12	2,735
6.)	2012-13	2,733
7.)	1997-98	2,652
8.)	2015-16	2,628
9.)	2000-01	2,549
10.)	1979-80	2,492

Points / Game

Rnk.	Year	PPG
1.)	2013-14	83.6
2.)	1977-78	83.2
3.)	2011-12	82.9
4.)	1976-77	80.7
5.)	2017-18	80.5
6.)	2016-17	80.4
	2012-13	80.4
8.)	1997-98	80.4
9.)	2005-06	79.8
10.)	2015-16	79.6
11.)	2014-15	79.5
12.)	2010-11	79.0

Rebounds / Game

Rnk.	Year	RPG
1.)	1954-55	59.5
2.)	1953-54	58.7
3.)	1959-60	58.6
4.)	1956-57	55.3
5.)	1963-64	53.6
6.)	1957-58	52.8
7.)	1952-53	51.8
8.)	1964-65	51.8
9.)	1958-59	51.8
10.)	1955-56	51.3

Assists / Game

Rnk.	Year	APG
1.)	2011-12	19.3
2.)	1992-93	17.8
3.)	2013-14	17.5
4.)	2010-11	17.4
5.)	1998-99	17.1
6.)	1999-00	17.1
7.)	2015-16	16.7
8.)	2017-18	16.4
10.)	2014-15	16.4
	2002-03	16.4
11.)	1994-95	15.7

Turnovers / Game

Rnk.	Year	TOPG
1.)	1980-81	18.7
2.)	2001-02	18.5
3.)	1999-00	18.0
4.)	2006-07	17.9
5.)	1998-99	17.6
6.)	2007-08	17.5
7.)	1985-86	17.4
8.)	1992-93	16.9
9.)	2000-01	16.9
10.)	1987-88	16.9

Blocks / Game

Rnk.	Year	BPG
1.)	1998-99	7.3
2.)	1999-00	7.0
3.)	1997-98	6.2
4.)	1995-96	6.1
5.)	2004-05	6.0
6.)	2003-04	5.6
7.)	2000-01	5.5
8.)	1983-84	5.4
9.)	1982-83	5.2
10.)	2001-02	5.1

Steals / Game

Rnk.	Year	SPG
1.)	1997-98	9.8
2.)	1983-84	8.8
3.)	1992-93	8.6
4.)	1984-85	8.3
5.)	2002-03	8.2
6.)	1998-99	8.1
7.)	1986-87	8.1
8.)	1987-88	8.1
9.)	2009-10	7.9
10.)	2001-02	7.9

Assist-to-Turnover Ratio

Rnk.	Year	A:T
1.)	2013-14	1.65
2.)	2011-12	1.56
3.)	2010-11	1.38
4.)	2017-18	1.36
5.)	2014-15	1.34
6.)	2015-16	1.31
7.)	2016-17	1.29
8.)	2012-13	1.24
9.)	2002-03	1.07
10.)	1992-93	1.05
111.)	2005-06	1.03

Field Goals / Game

Rnk.	Year	FG/G
1.)	1977-78	32.4
2.)	2011-12	30.9
3.)	1978-79	30.9
4.)	1976-77	30.8
5.)	1983-84	30.5
6.)	1982-83	30.3
7.)	1969-70	29.1
8.)	1984-85	29.0
9.)	1987-88	28.9
10.)	2017-18	28.7
	1973-74	28.7

3-pt FG / Game

Rnk.	Year	3FG/G
1.)	2013-14	10.2
2.)	2017-18	10.0
3.)	2015-16	9.9
4.)	2016-17	9.8
	2014-15	9.8
6.)	2012-13	8.3
7.)	2010-11	8.1
8.)	2011-12	7.7
9.)	2009-10	7.3
10.)	1997-98	6.4
11.)	2005-06	6.3

Free Throws / Game

Rnk.	Year	FT/G
1.)	1952-53	22.5
2.)	1955-56	21.6
3.)	1953-54	21.3
4.)	1996-97	20.6
5.)	1954-55	20.1
6.)	1981-82	19.5
7.)	1999-00	19.5
8.)	1991-92	19.3
9.)	1956-57	19.3
10.)	1976-77	19.2

Single Season Team Records - Iona Lows

Games Played

Rnk.	Year	GP
1.)	1959-60	18
2.)	1962-63	19
3.)	1961-62	19
4.)	1963-64	20
	1956-57	20
	1952-53	20
7.)	Six Times	21

Field Goals

Rnk.	Year	FG
1.)	1962-63	458
2.)	1954-55	478
3.)	1953-54	487
4.)	1961-62	505
5.)	1959-60	508
6.)	1965-66	527
7.)	1960-61	538
8.)	1958-59	542
9.)	1952-53	542
10.)	1963-64	545

Field Goal Percentage

Rnk.	Year	FG%
1.)	1954-55	.365
2.)	1953-54	.368
3.)	1955-56	.377
4.)	1957-58	.389
5.)	1970-71	.398
6.)	2006-07	.408
7.)	1973-74	.409
8.)	1952-53	.412
9.)	2008-09	.413
10.)	1956-57	.414

3-pt Field Goals

Rnk.	Year	3FG
1.)	1993-94	73
2.)	1986-87	73
3.)	1989-90	99
4.)	1988-89	101
5.)	1987-88	107
6.)	2006-07	110
7.)	1990-91	126
8.)	1991-92	129
9.)	1994-95	131
10.)	1992-93	135

3-pt Field Goal Pct

Rnk.	Year	3FG%
1.)	2006-07	.278
2.)	1993-94	.284
3.)	1998-99	.298
4.)	2007-08	.315
5.)	1989-90	.329
6.)	1991-92	.329
7.)	1996-97	.331
8.)	1995-96	.331
9.)	2008-09	.332
10.)	2001-02	.336

Free Throws Made

Rnk.	Year	FT
1.)	1959-60	227
2.)	1972-73	245
3.)	1974-75	265
4.)	1967-68	289
5.)	1962-63	306
6.)	1961-62	319
7.)	1963-64	329
8.)	1958-59	334
9.)	1970-71	337
10.)	1973-74	337

Free Throw Percentage

Rnk.	Year	FT%
1.)	1954-55	.562
2.)	2006-07	.577
3.)	1985-86	.592
4.)	1970-71	.598
5.)	1959-60	.601
6.)	1957-58	.611
7.)	1956-57	.618
8.)	1986-87	.621
9.)	1953-54	.624
10).	1958-59	.624

Rebounds

Rnk.	Year	Rebounds
1.)	1965-66	795
2.)	1962-63	866
3.)	1961-62	885
4.)	1974-75	932
5.)	1987-88	941
6.)	1992-93	950
7.)	1976-77	952
8.)	1989-90	957
9.)	1960-61	960
10.)	1985-86	987

Fouls

Rnk.	Year	Fouls
1.)	1956-57	313
2.)	1959-60	341
3.)	1960-61	363
4.)	1965-66	371
5.)	1958-59	373
6.)	1955-56	380
7.)	1952-53	381
8.)	1963-64	385
9.)	1967-68	390
10.)	1954-55	394

Disqualifications

Rnk.	Year	DQ
1.)	**2014-15**	**7**
	2011-12	**7**
3.)	**2017-18**	**8**
4.)	1992-93	9
	2005-06	9
	1998-99	9
7.)	**2016-17**	**10**
	1956-57	10
	1959-60	10
10.)	Eight Times	11

Assists

Rnk.	Year	Ast
1.)	1989-90	249
2.)	2006-07	308
3.)	1995-96	353
4.)	2008-09	378
5.)	1986-87	378
6.)	1980-81	385
7.)	1987-88	391
8.)	1990-91	398
9.)	1991-92	405
10.)	1981-82	407

Turnovers

Rnk.	Year	TO
1.)	**2013-14**	**349**
2.)	**2017-18**	**.361**
3.)	**2011-12**	**414**
4.)	1995-96	412
5.)	1994-95	417
6.)	2009-10	420
7.)	**2016-17**	**421**
	2012-13	**421**
9.)	**2015-16**	**422**
10.)	**2014-15**	**427**
11.)	1989-90	433

Blocks

Rnk.	Year	Blocks
1.)	1990-91	65
2.)	**2011-12**	**71**
3.)	1989-90	75
4.)	1987-88	86
5.)	2009-10	90
6.)	2008-09	91
7.)	**2017-18**	**93**
8.)	1994-95	97
9.)	1985-86	100
10.)	**2012-13**	**101**
11.)	1988-89	104

Steals

Rnk.	Year	Steals
1.)	1989-90	178
2.)	1994-95	180
3.)	1993-94	180
4.)	2006-07	180
5.)	1985-86	185
6.)	**2017-18**	**198**
7.)	1990-91	203
	2004-05	203
9.)	2008-09	205
10.)	1988-89	206
11.)	1995-96	210

Points

Rnk.	Year	Points
1.)	1962-63	1,222
2.)	1959-60	1,243
3.)	1961-62	1,329
4.)	1954-55	1,378
5.)	1965-66	1,397
6.)	1958-59	1,418
7.)	1963-64	1,419
8.)	1953-54	1,422
9.)	1960-61	1,432
10.)	1970-71	1,463

Points / Game

Rnk.	Year	PPG
1.)	2006-07	58.6
2.)	2008-09	62.3
3.)	1989-90	63.1
4.)	1962-63	64.3
5.)	2007-08	65.6
6.)	1954-55	65.6
7.)	1985-86	66.0
8.)	2009-10	66.1
9.)	1970-71	66.5
10.)	1965-66	66.5

Rebounds / Game

Rnk.	Year	RPG
1.)	1984-85	32.9
2.)	2008-09	33.1
3.)	**2013-14**	**33.2**
4.)	1979-80	33.2
5.)	2009-10	33.6
6.)	**2017-18**	**33.9**
7.)	1985-86	34.0
8.)	1989-90	34.2
9.)	**2011-12**	**34.8**
10.)	2007-08	34.8
11.)	1987-88	34.9

Assists / Game

Rnk.	Year	APG
1.)	1989-90	8.9
2.)	2006-07	10.3
3.)	1995-96	12.2
4.)	2008-09	12.2
5.)	1981-82	12.3
6.)	1986-87	12.6
7.)	1990-91	13.3
8.)	1980-81	13.3
9.)	2007-08	13.5
10.)	2009-10	13.6

Turnovers / Game

Rnk.	Year	TOPG
1.)	**2013-14**	**10.6**
2.)	**2017-18**	**12.0**
	2016-17	**12.0**
4.)	**2014-15**	**12.2**
5.)	**2012-13**	**12.4**
6.)	**2011-12**	**12.5**
7.)	**2010-11**	**12.6**
8.)	**2015-16**	**12.8**
9.)	2009-10	13.5
10.)	1995-96	14.2
11.)	1990-91	14.8

Blocks / Game

Rnk.	Year	BPG
1.)	**2011-12**	**2.2**
2.)	1990-91	2.2
3.)	1989-90	2.7
4.)	2009-10	2.9
5.)	2008-09	2.9
6.)	**2012-13**	**3.0**
7.)	**2017-18**	**3.1**
	2016-17	**3.1**
9.)	1987-88	3.2
10.)	**2010-11**	**3.3**
11.)	1988-89	3.4
	2007-08	3.4

Steals / Game

Rnk.	Year	SPG
1.)	2006-07	6.0
2.)	1989-90	6.4
3.)	1985-86	6.4
4.)	**2014-15**	**6.5**
5.)	**2012-13**	**6.5**
6.)	2004-05	6.5
7.)	**2017-18**	**6.6**
	2013-14	**6.6**
9.)	2008-09	6.6
10.)	1988-89	6.6
11.)	1994-95	6.7

Assist-to-Turnover Ratio

Rnk.	Year	A:T
1.)	2006-07	0.57
2.)	1989-90	0.58
3.)	1980-81	0.71
4.)	2001-02	0.75
5.)	1981-82	0.77
6.)	2007-08	0.77
7.)	2008-09	0.78
8.)	1986-87	0.84
9.)	1985-86	0.85
10.)	1995-96	0.86

Field Goals / Game

Rnk.	Year	FG/G
1.)	2008-09	20.5
2.)	2006-07	21.5
3.)	2009-10	22.6
4.)	1954-55	22.8
5.)	1989-90	23.1
6.)	1953-54	23.2
7.)	2007-08	23.5
8.)	1962-63	24.1
9.)	2001-02	24.3
10.)	1985-86	24.6

3-pt FG / Game

Rnk.	Year	3FG/G
1.)	1986-87	2.4
2.)	1993-94	2.7
3.)	1988-89	3.3
4.)	1989-90	3.5
5.)	2006-07	3.7
6.)	1987-88	4.0
7.)	1990-91	4.2
8.)	1991-92	4.4
9.)	1995-96	4.7
10.)	1999-00	4.7

Free Throws / Game

Rnk.	Year	FT/G
1.)	1972-73	11.1
2.)	1974-75	11.5
3.)	2006-07	11.9
4.)	1959-60	12.6
5.)	2007-08	12.8
6.)	**2017-18**	**13.0**
7.)	1967-68	13.1
8.)	**2011-12**	**13.3**
9.)	1989-90	13.4
10.)	2009-10	13.6
11.)	**2015-16**	**14.0**
	1973-74	14.0

Single Season Team Records - Opponent Highs

Games Played

Rnk.	Year	GP
1.)	2010-11	37
2.)	2016-17	35
	2014-15	35
4.)	2012-13	34
	1979-80	34
6.)	2015-16	33
	2013-14	33
	2011-12	33
	2000-01	33
	1997-98	33
	1981-82	33

Free Throws Made

Rnk.	Year	FT
1.)	2001-02	603
2.)	2000-01	581
3.)	2007-08	552
4.)	1997-98	542
5.)	2002-03	528
6.)	1998-99	518
7.)	2004-05	510
8.)	2015-16	508
9.)	2016-17	507
10.)	2009-10	500

Assists

Rnk.	Year	Ast
1.)	1988-89	538
2.)	2012-13	526
3.)	1993-94	508
4.)	2014-15	507
5.)	2016-17	504
6.)	1987-88	494
7.)	1982-83	488
8.)	2013-14	480
9.)	2011-12	474
10.)	2010-11	460
	1983-84	460

Points / Game

Rnk.	Year	PPG
1.)	1993-94	82.7
2.)	1987-88	81.1
3.)	1974-75	80.1
4.)	1976-77	78.2
5.)	1977-78	77.9
6.)	2013-14	77.6
7.)	1973-74	77.5
8.)	2017-18	77.3
9.)	1994-95	77.0
10.)	2016-17	76.8
11.)	2012-13	76.3

Steals / Game

Rnk.	Year	SPG
1.)	1999-00	9.8
2.)	2006-07	9.7
3.)	1998-99	9.5
4.)	1992-93	9.3
5.)	2001-02	8.9
6.)	1993-94	8.6
7.)	1985-86	8.4
8.)	1996-97	8.1
9.)	2007-08	8.0
10.)	1991-92	8.0

Field Goals

Rnk.	Year	FG
1.)	2013-14	959
2.)	2016-17	951
3.)	2014-15	937
4.)	2012-13	928
5.)	2010-11	926
6.)	2011-12	885
	1979-80	885
8.)	1977-78	875
9.)	1981-82	868
10.)	2017-18	863

Free Throw Percentage

Rnk.	Year	FT%
1.)	2005-06	.739
2.)	1969-70	.726
3.)	2002-03	.725
4.)	1988-89	.724
5.)	2001-02	.722
6.)	1986-87	.720
7.)	1987-88	.718
8.)	1967-68	.712
9.)	2004-05	.709
10.)	1990-91	.708

Turnovers

Rnk.	Year	TO
1.)	1997-98	639
2.)	2000-01	548
3.)	2010-11	544
4.)	2007-08	539
5.)	1981-82	535
6.)	2011-12	530
7.)	1999-00	510
8.)	2009-10	504
9.)	2005-06	503
10.)	1996-97	500

Rebounds / Game

Rnk.	Year	RPG
1.)	1955-56	50.9
2.)	1953-54	47.3
3.)	1954-55	47.0
4.)	1956-57	46.8
5.)	1957-58	45.2
6.)	1974-75	44.7
7.)	1970-71	43.9
8.)	1961-62	42.4
9.)	1971-72	42.3
10.)	1973-74	40.0

Assist-to-Turnover Ratio

Rnk.	Year	A:T
1.)	1993-94	1.34
2.)	1988-89	1.31
3.)	2013-14	1.22
4.)	2014-15	1.22
5.)	1987-88	1.17
6.)	2012-13	1.11
7.)	2017-18	1.10
	2003-04	1.10
9.)	2016-17	1.09
	1985-86	1.09
11.)	1994-95	1.07

Field Goal Percentage

Rnk.	Year	FG%
1.)	1985-86	.533
2.)	1976-77	.522
3.)	1984-85	.486
4.)	1965-66	.484
5.)	1974-75	.483
6.)	1977-78	.482
7.)	1987-88	.479
8.)	1975-76	.470
9.)	1980-81	.467
10.)	1993-94	.467

Rebounds

Rnk.	Year	Rebounds
1.)	2016-17	1,340
2.)	2014-15	1,320
3.)	2013-14	1,261
4.)	2010-11	1,255
5.)	2015-16	1,234
	1997-98	1,234
7.)	2012-13	1,228
8.)	1998-99	1,200
9.)	1999-00	1,181
10.)	2000-01	1,170

Blocks

Rnk.	Year	Blocks
1.)	2012-13	147
2.)	2009-10	145
3.)	2014-15	130
4.)	2010-11	128
	2007-08	128
6.)	2013-14	117
7.)	1999-00	117
8.)	2006-07	116
9.)	1998-99	112
10.)	2008-09	106

Assists / Game

Rnk.	Year	APG
1.)	1993-94	18.8
2.)	1987-88	18.3
3.)	1988-89	17.4
4.)	1994-95	16.3
5.)	1982-83	15.7
6.)	1992-93	15.7
7.)	1985-86	15.6
8.)	2012-13	15.5
9.)	2003-04	15.1
10.)	2017-18	15.0
	1991-92	15.0

Field Goals / Game

Rnk.	Year	FG/G
1.)	1973-74	33.3
2.)	1974-75	32.7
3.)	1977-78	32.4
4.)	1976-77	32.1
5.)	1993-94	31.1
6.)	1975-76	29.8
7.)	1971-72	29.7
8.)	1965-66	29.6
9.)	1987-88	29.6
10.)	1972-73	29.3

3-pt Field Goals

Rnk.	Year	3FG
1.)	2016-17	280
2.)	2012-13	272
3.)	2015-16	257
4.)	2014-15	250
5.)	2011-12	237
6.)	2010-11	235
7.)	2007-08	233
8.)	2017-18	232
9.)	2013-14	218
	1993-94	218

Fouls

Rnk.	Year	Fouls
1.)	1981-82	774
2.)	1979-80	744
3.)	2010-11	709
4.)	2000-01	707
5.)	1985-86	705
6.)	1997-98	701
7.)	1996-97	677
8.)	1999-00	666
9.)	2005-06	660
10.)	2014-15	654

Steals

Rnk.	Year	Steals
1.)	1999-00	303
2.)	2006-07	291
3.)	1998-99	286
4.)	2001-02	267
5.)	2000-01	262
6.)	2007-08	255
7.)	1992-93	250
8.)	1985-86	245
9.)	2008-09	243
10.)	1996-97	242

Turnovers / Game

Rnk.	Year	TOPG
1.)	1997-98	19.4
2.)	2007-08	16.8
3.)	1996-97	16.7
4.)	2000-01	16.6
5.)	1999-00	16.5
6.)	1998-99	16.3
7.)	2009-10	16.3
8.)	2005-06	16.2
9.)	1981-82	16.2
10.)	2001-02	16.2

3-pt FG / Game

Rnk.	Year	3FG/G
1.)	1993-94	8.1
2.)	2016-17	8.0
	2012-13	8.0
4.)	2015-16	7.8
5.)	2017-18	7.7
6.)	2007-08	7.3
7.)	2011-12	7.2
8.)	1991-92	7.2
8.)	2014-15	7.1
10.)	1994-95	7.1
11.)	2003-04	7.1

3-pt Field Goal Pct

Rnk.	Year	3FG%
1.)	1987-88	.419
2.)	1986-87	.415
3.)	1991-92	.408
4.)	1988-89	.403
5.)	1989-90	.394
6.)	1993-94	.388
7.)	1994-95	.375
8.)	2012-13	.375
9.)	2016-17	.361
10.)	2007-08	.360

Disqualifications

Rnk.	Year	DQ
1.)	1981-82	41
2.)	1979-80	37
3.)	1953-54	34
4.)	1996-97	30
5.)	1977-78	30
6.)	1997-98	29
7.)	1978-79	28
8.)	1980-81	27
9.)	1975-76	26
10.)	2008-09	24

Points

Rnk.	Year	Points
1.)	2016-17	2,689
2.)	2012-13	2,595
3.)	2014-15	2,564
4.)	2013-14	2,560
5.)	2010-11	2,579
6.)	2015-16	2,451
7.)	2011-12	2,400
	2000-01	2,375
9.)	2015-16	2,357
10.)	1999-00	2,353

Blocks / Game

Rnk.	Year	BPG
1.)	2009-10	4.7
2.)	2012-13	4.3
3.)	2007-08	4.0
4.)	2006-07	3.9
5.)	1999-00	3.8
6.)	1998-99	3.7
7.)	2014-15	3.6
8.)	2013-14	3.6
9.)	1989-90	3.6
10.)	1991-92	3.5

Free Throws / Game

Rnk.	Year	FT/G
1.)	1953-54	22.8
2.)	1969-70	20.7
3.)	1961-62	20.6
4.)	1968-69	20.1
5.)	2001-02	20.1
6.)	1954-55	19.6
7.)	1955-56	19.5
8.)	1958-59	18.2
9.)	2002-03	18.2
10.)	1987-88	17.9

Single Season Team Records - Opponent Lows

Games Played

Rnk.	Year	GP
1.)	1959-60	18
2.)	1962-63	19
3.)	1961-62	19
4.)	1963-64	20
	1956-57	20
	1952-53	20
7.)	Six Times	21

Field Goals

Rnk.	Year	FG
1.)	1959-60	371
2.)	1952-53	404
3.)	1962-63	425
4.)	1961-62	449
5.)	1953-54	451
6.)	1958-59	464
7.)	1963-64	471
8.)	1954-55	475
9.)	1956-57	514
10.)	1966-67	526

Field Goal Percentage

Rnk.	Year	FG%
1.)	1952-53	.295
2.)	1953-54	.334
3.)	1959-60	.349
4.)	1954-55	.365
5.)	1958-59	.375
6.)	1956-57	.379
7.)	1961-62	.385
8.)	1957-58	.390
9.)	1995-96	.395
10.)	1962-63	.397

3-pt Field Goals

Rnk.	Year	3FG
1.)	1986-87	80
2.)	1987-88	111
3.)	1989-90	117
4.)	1988-89	137
5.)	1990-91	152
6.)	1996-97	156
7.)	1992-93	159
8.)	2009-10	163
9.)	2002-03	167
10.)	1998-99	172

3-pt Field Goal Pct

Rnk.	Year	3FG%
1.)	1995-96	.324
2.)	2008-09	.326
3.)	2009-10	.326
4.)	2000-01	.328
5.)	1999-00	.329
6.)	1996-97	.330
7.)	2002-03	.333
8.)	2006-07	.337
9.)	1997-98	.338
10.)	2005-06	.340

Free Throws Made

Rnk.	Year	FT
1.)	1973-74	263
2.)	1972-73	280
3.)	1992-93	296
4.)	1959-60	296
5.)	1965-66	296
6.)	1963-64	328
7.)	1962-63	329
8.)	1960-61	331
9.)	1993-94	333
10.)	1974-75	338

Free Throw Percentage

Rnk.	Year	FT%
1.)	1959-60	.585
2.)	1952-53	.586
3.)	1970-71	.589
4.)	1962-63	.617
5.)	1954-55	.623
6.)	1985-86	.624
7.)	1975-76	.637
8.)	1957-58	.644
9.)	1956-57	.649
10.)	1973-74	.651

Rebounds

Rnk.	Year	Rebounds
1.)	1952-53	577
2.)	1963-64	602
3.)	1962-63	654
4.)	1959-60	682
5.)	1964-65	705
6.)	1965-66	752
7.)	1966-67	766
8.)	1958-59	769
9.)	1961-62	806
10.)	1968-69	820

Fouls

Rnk.	Year	Fouls
1.)	1959-60	276
2.)	1962-63	362
3.)	1956-57	367
4.)	1967-68	371
5.)	1960-61	378
6.)	1958-59	379
7.)	1961-62	379
8.)	1965-66	389
9.)	1972-73	402
10.)	1966-67	403

Disqualifications

Rnk.	Year	DQ
1.)	1982-83	7
2.)	**2013-14**	**8**
	1959-60	8
	1985-86	8
5.)	**2012-13**	**9**
6.)	**2014-15**	**10**
	2011-12	**10**
	1993-94	10
	2006-07	10
10.)	1960-61	11
	1983-84	11

Assists

Rnk.	Year	Ast
1.)	2009-10	323
2.)	2008-09	348
3.)	1996-97	365
4.)	2002-03	370
5.)	2001-02	370
6.)	1998-99	390
7.)	2006-07	392
8.)	1989-90	398
9.)	1995-96	399
10.)	2005-06	406

Turnovers

Rnk.	Year	TO
1.)	1993-94	380
2.)	1989-90	386
3.)	**2013-14**	**392**
4.)	2003-04	397
5.)	1980-81	400
6.)	**2017-18**	**409**
7.)	1994-95	410
8.)	1988-89	411
9.)	1985-86	414
10.)	**2014-15**	**415**
11.)	2006-07	418

Blocks

Rnk.	Year	Blocks
1.)	1987-88	59
2.)	1985-86	66
3.)	1986-87	67
4.)	1997-98	75
5.)	1992-93	78
6.)	2002-03	80
7.)	1984-85	82
	2005-06	82
9.)	**2017-18**	**83**
10.)	1994-95	85
11.)	1996-97	86

Steals

Rnk.	Year	Steals
1.)	**2017-18**	**155**
2.)	**2013-14**	**158**
3.)	**2016-17**	**170**
4.)	**2011-12**	**181**
5.)	1987-88	184
6.)	**2012-13**	**188**
7.)	1995-96	189
8.)	1990-91	190
9.)	1986-87	191
	1994-95	191
11.)	**2015-16**	**184**
12.)	**2014-15**	**208**

Points

Rnk.	Year	Points
1.)	1959-60	1,038
2.)	1952-53	1,149
3.)	1962-63	1,179
4.)	1963-64	1,270
5.)	1961-62	1,290
6.)	1958-59	1,311
7.)	1954-55	1,362
8.)	1953-54	1,380
9.)	1956-57	1,389
10.)	1966-67	1,412

Points / Game

Rnk.	Year	PPG
1.)	1952-53	57.5
2.)	1959-60	57.7
3.)	2009-10	62.0
4.)	1962-63	62.1
5.)	1958-59	62.4
6.)	2008-09	63.1
7.)	1963-64	63.5
8.)	1957-58	63.6
9.)	1979-80	64.4
10.)	1954-55	64.9

Rebounds / Game

Rnk.	Year	RPG
1.)	1952-53	28.9
2.)	1984-85	30.0
3.)	1963-64	30.1
4.)	1964-65	30.7
5.)	1985-86	30.7
6.)	1981-82	32.0
7.)	1979-80	32.4
8.)	2008-09	32.5
9.)	1990-91	33.0
10.)	1978-79	33.4

Assists / Game

Rnk.	Year	APG
1.)	2009-10	10.4
2.)	2008-09	11.2
3.)	1996-97	12.2
4.)	2001-02	12.3
5.)	2010-11	12.4
6.)	1997-98	12.5
7.)	2002-03	12.8
8.)	2007-08	12.9
9.)	1998-99	13.0
10.)	2000-01	13.1

Turnovers / Game

Rnk.	Year	TOPG
1.)	**2013-14**	**11.9**
2.)	**2014-15**	**11.9**
3.)	**2016-17**	**13.2**
4.)	1988-89	13.3
5.)	**2017-18**	**13.6**
6.)	2003-04	13.7
7.)	1989-90	13.8
8.)	1980-81	13.8
9.)	2006-07	13.9
10.)	**2012-13**	**14.0**
	2015-16	**14.0**

Blocks / Game

Rnk.	Year	BPG
1.)	1987-88	2.2
2.)	1986-87	2.2
3.)	1997-98	2.3
4.)	1985-86	2.3
5.)	1984-85	2.6
6.)	2005-06	2.6
7.)	**2017-18**	**2.8**
	2002-03	2.8
9.)	**2016-17**	**2.9**
	2015-16	**2.9**
	1996-97	2.9
	1983-84	2.9
	1992-93	2.9

Steals / Game

Rnk.	Year	SPG
1.)	**2013-14**	**4.8**
2.)	**2016-17**	**4.9**
3.)	**2017-18**	**5.2**
4.)	**2011-12**	**5.48**
5.)	**2012-13**	**5.53**
6.)	**2015-16**	**5.8**
7.)	**2014-15**	**5.9**
8.)	1990-91	6.3
9.)	1986-87	6.4
10.)	**2010-11**	**6.4**
11.)	1995-96	6.5

Assist-to-Turnover Ratio

Rnk.	Year	A:T
1.)	2009-10	0.64
2.)	1997-98	0.64
3.)	2008-09	0.71
4.)	1996-97	0.73
5.)	2001-02	0.76
6.)	2007-08	0.77
7.)	2000-01	0.79
8.)	1998-99	0.80
9.)	1999-00	0.80
10.)	2005-06	0.81

Field Goals / Game

Rnk.	Year	FG/G
1.)	1952-53	20.2
2.)	2009-10	20.3
3.)	1959-60	20.6
4.)	2008-09	21.2
5.)	1953-54	21.5
6.)	1958-59	22.1
7.)	2007-08	22.3
8.)	1962-63	22.4
9.)	1954-55	22.6
10.)	2001-02	23.2

3-pt FG / Game

Rnk.	Year	3FG/G
1.)	1986-87	2.7
2.)	1987-88	4.1
3.)	1989-90	4.2
4.)	1988-89	4.4
5.)	1990-91	5.1
6.)	1996-97	5.2
7.)	2009-10	5.3
8.)	2000-01	5.3
9.)	1997-98	5.4
10.)	1999-00	5.7

Free Throws / Game

Rnk.	Year	FT/G
1.)	1973-74	11.0
2.)	1992-93	11.0
3.)	1991-92	12.0
4.)	**2017-18**	**12.1**
5.)	1984-85	12.1
6.)	1989-90	12.3
7.)	1993-94	12.3
9.)	1979-80	12.4
10.)	**2014-15**	**12.6**
11.)	1972-73	12.7
12.)	**2013-14**	**12.8**

Team Records - Single Season

Most Victories
29, 1979-80 (29-5)

Fewest Victories
2, 2006-07 (2-28)

Most Losses
28, 2006-07 (2-28)

Fewest Losses
3, 1952-53 (17-3)

Most Points
2,922, 2010-11

Fewest Points
1,222, 1962-63

Most Points Against
2,689, 2016-17

Fewest Points Against
1,038, 1959-60

Highest Scoring Average
83.6, 2013-14

Lowest Scoring Average
58.6, 2006-07

Most Field Goals
1,048, 2010-11

Most Field Goal Attempts
2,200, 2010-11

Highest Field Goal Percentage
.538 (898-1,669), 1984-85

Most 3-Point Field Goals
344, 2014-15; 342, 2016-17

Most 3-Point Field Goal Attempts
869, 2014-15; 862, 2016-17

Highest 3-Point Field Goal Percentage
.402 (196-488), 2005-06

Most Free Throws
645, 1981-82

Most Free Throw Attempts
960, 1981-82

Highest Free Throw Percentage
.781 (538-669), 2012-13

Most Rebounds
1,340, 2010-11

Highest Rebound Average
59.5, 1954-55

Most Assists
645, 2010-11

Highest Assist Average
19.3, 2011-12

Most Steals
325, 1997-98

Highest Steal Average
9.8, 1997-98

Most Blocks
220, 1998-99

Highest Block Average
7.3, 1998-99

Most Fouls
717, 2000-01

Most Disqualifications
32, 1982-83

Best Start of a Season
17-1, 1984-85

Worst Start of a Season
0-22, 2006-07

Highest Winning Percentage
.853 (29-5), 1979-80

Lowest Winning Percentage
.067 (2-28), 1974-75

Most Games
37, 2010-11

Fewest Games
19, 1959-60

Longest Winning Streak
17 (1/23/80-3/6/80), 1979-80

Longest Losing Streak
22 (11/14/06-2/1/07), 2006-07

Longest Winning Streak vs. One Team
28 vs. Wagner (1956-57 to 1993-94)

Longest Losing Streak vs. One Team
11 vs. Niagara (1965-66 - 1975-76)

Team Records - Single Game

Most Points
126 vs. Delaware State (126-76), 11/26/14
123 vs. Holy Cross (123-113), 2/21/89

Most Points, Opponent
120, La Salle (88-120, L), 1/4/92

Most Points, Both Teams
236, Defeated Holy Cross (123-113), 2/21/89

Fewest Points
27 vs. Cortland (27-49, L), 1947-48

Fewest Points, Opponent
22, twice, Bergen (68-22), 1945-46

Fewest Points, Both Teams
74, Defeated Queens College (44-30), 1/4/50

Widest Margin of Victory
51 vs. Pace (100-49), 12/6/68

Widest Margin of Defeat
53, Duquesne (47-100), 1/9/67

Most Field Goals
49, Defeated Long Island (117-90), 2/23/77
49, Defeated Pace (113-64), 11/28/78

Most 3-Point Field Goals
24, Defeated Delaware State (126-76), 11/26/14

Most Free Throws
43, Defeated South Florida (107-100), 2/19/77

Most Rebounds
81, Defeated Toronto (92-53), 12/4/56

Most Assists
35, Defeated Delaware State (126-76), 11/26/14
34, Defeated Niagara (118-92), 1/4/14

Longest Game
65 minutes (5 OT), Defeated Fairfield (102-100), 2/20/82



Tim Welsh coached the Gaels from 1995-1998 and posted the best winning percentage of any Iona head coach (.761). He went on to coach at Providence College for 10 years

Coaching Records

Coach	Years	Games	Wins	Losses	Pct.
Bro. Arthur Loftus	1941-1942				
	1946 (3 yrs.)	68	50	18	.735
Pete Caruso	1947 (1 yr.)	23	15	8	.652
Jim McDermott	1948-1973 (26 yrs.)	572	319	253	.558
Gene Roberti	1973-1975 (2 yrs.)	47	15	32	.319
Jim Valvano	1975-1980 (5 yrs.)	141	95	46	.674
Pat Kennedy	1980-1986 (6 yrs.)	184	124	60	.674
Gary Brokaw	1986-1991 (5 yrs.)	146	72	74	.493
Jerry Welsh	1991-1995 (4 yrs.)	110	47	63	.427
Tim Welsh*	1995-1998 (3 yrs.)	92	70	22	.761
Jeff Ruland	1998-2007 (9 yrs.)	244	139	135	.507
Kevin Willard	2007-2010 (3 yrs.)	94	45	49	.479
Tim Cluess	2010-pres (7+ yrs.)	270	179	91	.663

* - coached 10 games during 1994-95 season on an interim basis.

All-Time Win-Loss Records



Year	Record	Home	Away	Neutral	MAAC	Home	Away	Neutral	Tourney	NCAA	NIT
1940-41	14-9									0-1	
1941-42	19-4									1-1^	
1945-46	17-5										
1946-47	15-8										
1947-48	12-12										
1948-49	17-8	12-3	5-4	0-1	7-3	4-1	3-2	0-0	3-0		0-1
1949-50	21-4	13-1	3-1	5-2	8-2	3-2	5-0	0-0	1-1		1-1
1950-51	18-8	9-1	6-3	3-4	11-3	6-1	5-2	0-0	3-0	0-1	
1951-52	16-10	8-0	5-6	3-4	11-3	6-0	2-3	3-0	3-0	0-1	
1952-53	17-3	10-0	1-3	6-0	9-5	3-3	4-2	2-0	1-1		
1953-54	11-10	2-0	4-4	5-6	8-6	5-2	3-4	0-0	2-1		
1954-55	10-11	5-1	2-5	3-5	5-9	4-3	1-6	0-0	0-1		
1955-56	8-14	3-1	2-3	3-10	8-6	5-2	3-4	0-0	1-1		
1956-57	13-7	7-1	2-4	4-2	8-8	5-2	3-4	0-2	0-1		
1957-58	18-6	7-2	5-2	6-2	11-5	7-1	4-4	0-0	2-1		
1958-59	14-7	9-2	4-2	1-3	8-8	6-2	2-6	0-0	1-1		
1959-60	13-5	6-0	4-2	3-3	9-5	6-1	3-4	0-0	0-1		
1960-61	10-11	8-3	0-2	2-6	3-11	2-5	1-6	0-0	0-1		
1961-62	8-11	6-3	2-6	0-2	6-8	4-3	2-5	0-0	0-1		
1962-63	12-7	4-0	4-5	4-2	10-4	6-1	4-3	0-0	1-1		0-1
1963-64	15-5	7-0	2-3	6-2	11-3	6-1	5-2	0-0	0-1		0-1
1964-65	12-11	3-2	2-7	7-2	15-3	9-0	6-3	0-0	3-0	0-1	
1965-66	5-16	2-5	2-3	1-8	12-6	5-4	7-2	0-0	0-1		
1966-67	11-10	1-2	7-4	3-4	13-5	7-2	6-3	0-0	3-0	0-1	
1967-68	13-9	2-0	5-4	6-5	12-6	7-2	5-4	0-0	3-0	0-1	
1968-69	11-11	4-0	3-7	4-4	10-8	5-4	5-4	0-0	0-1		
1969-70	12-12	5-3	5-7	2-2	11-7	8-1	3-6	0-0	1-1		
1970-71	10-12	5-5	5-6	0-1	8-10	6-3	2-7	0-0	1-1		
1971-72	6-17	0-5	3-8	3-4	9-9	5-3	3-6	1-0	2-1		
1972-73	6-16	2-2	2-10	2-4	13-5	5-4	8-1	0-0	3-0	0-1	
1973-74	11-13	4-0	4-10	3-3	1-17	1-8	0-9	0-0	0-1		
1974-75	4-19	4-8	0-11	0-0	8-10	5-4	3-6	0-0	0-1		
1975-76	11-15	7-5	4-10	0-0	7-11	4-5	3-6	0-0	0-1		
1976-77	15-10	11-1	3-9	1-0	12-6	6-3	6-3	0-0	0-1		
1977-78	17-10	11-2	5-7	1-1	13-5	8-1	5-4	0-0	2-1		3-1*
1978-79	23-6	12-1	6-3	5-2	15-3	7-1	7-2	1-0	1-1	0-1	
1979-80	29-5	13-0	9-3	7-2	11-7	8-1	3-6	0-0	3-0	0-1	
1980-81	15-14	10-2	3-7	2-5	17-3	9-1	8-2	0-0	2-1		0-1
1981-82	24-9	13-2	5-3	6-4	17-3	9-0	7-3	1-0	2-1		0-1
1982-83	22-9	11-2	7-5	4-2	16-4	8-2	8-2	0-0	3-0	0-1	
1983-84	23-8	11-2	7-3	5-3	12-8	6-4	6-4	0-0	3-0	0-1	
1984-85	26-5	14-0	6-4	6-1	11-7	6-3	4-4	1-0			
1985-86	14-15	5-5	4-7	5-3							
1986-87	16-14	10-3	4-7	2-4							
1987-88	11-16	5-4	4-10	2-2							
1988-89	15-16	10-3	5-8	0-5							
1989-90	13-15	8-5	4-6	1-4							
1990-91	17-13	10-2	5-7	2-4							
1991-92	14-15	8-3	4-11	2-1							
1992-93	16-11	10-1	4-8	2-2							
1993-94	7-20	5-9	2-10	0-1							
1994-95	10-17	7-5	3-10	0-2							
1995-96	21-8	12-2	9-4	0-2							
1996-97	22-8	12-1	10-6	0-1							
1997-98	27-6	12-0	12-3	3-3							
1998-99	16-14	6-6	9-4	1-4							
1999-00	20-11	9-3	8-7	3-1							
2000-01	22-11	11-2	6-6	5-3							
2001-02	13-17	5-6	5-8	3-3							
2002-03	17-12	10-2	4-8	3-2							
2003-04	11-18	7-5	2-12	2-1							
2004-05	15-16	8-4	3-11	4-1							
2005-06	23-8	7-4	11-2	5-2							
2006-07	2-28	1-10	1-15	0-3							
2007-08	12-20	7-5	5-12	0-3							
2008-09	12-19	6-6	5-10	1-3							
2009-10	21-10	11-3	9-4	1-3							
2010-11	25-12	12-3	11-6	2-3							
2011-12	25-8	10-1	11-4	4-3							
2012-13	20-14	11-1	5-9	4-4							
2013-14	22-11	11-2	9-8	2-1							
2014-15	26-9	13-0	11-8	2-1							
2015-16	22-11	11-2	9-6	2-3							
2016-17	22-13	8-4	8-7	6-2							
2017-18	17-13	8-3	7-7	2-3							
Total	1,170-851	546-182	353-437	194-194	376-232	211-86	155-144	10-2	50-26	0-11^	1-6

Postseason MAAC Tournament record not included in MAAC overall, MAAC home or MAAC away records. * = CollegeInsider.com Postseason Tournament. ^- 1980 results vacated due to NCAA violations

Overtime Games

Year	Date	Result	Site
1947-48	N/A	St. John's 57 • Iona 55	Bronx, NY
1952-53	12/12/1952	Iona 79 • St. Francis (NY) 75	White Plains, NY
1954-55	2/12/1955	Iona 55 • Amherst 52	Amherst, MA
1955-56	2/12/1956	Loyola (IL) 75 • Iona 74	White Plains, NY
1957-58	2/27/1958 **	Iona 82 • St. Francis (NY) 77	New York, NY
1959-60	2/2/1960	Iona 71 • Seton Hall 68	White Plains, NY
1960-61	1/31/1961	Siena 64 • Iona 59	New Rochelle, NY
1961-62	1/10/1962 **	St. Peter's 82 • Iona 79	New Rochelle, NY
	1/27/1962	Le Moyne 61 • Iona 58	Syracuse, NY
	2/12/1962	Fairfield 91 • Iona 85	Fairfield, CT
	2/22/1962	Detroit 63 • Iona 59	New York, NY
1962-63	1/26/1963	Iona 60 • Siena 58	Loudonville, NY
1964-65	1/29/1965	N.Y.U. 62 • Iona 60	New York, NY
	1/30/1965	Iona 69 • Fairleigh Dickinson 66	Teaneck, NJ
1965-66	1/8/1966	Fordham 65 • Iona 60	New York, NY
1966-67	1/3/1967	Canisius 80 • Iona 71	New York, NY
	1/21/1967	Seton Hall 81 • Iona 74	South Orange, NJ
	3/4/1967	Rider 66 • Iona 63	New Rochelle, NY
1970-71	1/16/1971	Iona 81 • Scranton 77	Scranton, PA
	2/11/1971	Iona 80 • Bridgeport 79	Bridgeport, CT
1971-72	2/26/1972 ***	LeMoyne 90 • Iona 88	Syracuse, NY
1972-73	1/20/1973 **	Seton Hall 91 • Iona 90	South Orange, NJ
	2/12/1973	Iona 70 • Fairfield 65	White Plains, NY
1973-74	12/4/1973	Iona 106 • Siena 98	White Plains, NY
	1/5/1974	Iona 74 • Hofstra 72	White Plains, NY
	1/30/1974	Seton Hall 85 • Iona 82	White Plains, NY
1974-75	11/30/1974 **	Iona 94 • Marist 90	New Rochelle, NY
	2/5/1975	Fairfield 71 • Iona 70	New Rochelle, NY
1975-76	12/6/1975	Iona 75 • Columbia 73	New York, NY
	1/5/1976	Iona 67 • William & Mary 64	New Rochelle, NY
	2/28/1976	Seton Hall 79 • Iona 78	New Rochelle, NY
1976-77	12/1/1976	Siena 95 • Iona 87	Loudonville, NY
1977-78	2/21/1978	St. Francis (NY) 73 • Iona 72	Brooklyn, NY
1978-79	1/22/1979	Iona 84 • Pittsburgh 79	Uniondale, NY
1980-81	1/13/1980	Iona 82 • Wagner 80	New Rochelle, NY
	1/17/1980	Iona 57 • Holy Cross 56	New Rochelle, NY
	2/21/1980	Iona 68 • Central Con. 66	New Rochelle, NY
1981-82	2/20/1982 *****	Iona 102 • Fairfield 100	Fairfield, CT
	3/5/1982	Iona 66 • St. Peter's 61	E. Rutherford, NJ
1984-85	12/1/1984	Iona 86 • Marist 78	New Rochelle, NY
	1/5/1985	Iona 70 • Monmouth 67	W. Long Branch, NJ
	1/9/1985	Iona 87 • Detroit 82	Detroit, MI
	1/12/1985	Iona 72 • New Orleans 66	New Orleans, LA
1985-86	12/26/1985	St. Bonaventure 74 • Iona 72	New Rochelle, NY
1986-87	2/21/1987	Iona 85 • Fairfield 83	New Rochelle, NY
1986-87	3/2/1987	Fairfield 73 • Iona 70	East Rutherford, NJ
1987-88	11/19/1987	Iona 77 • St. Louis 73	Cork, Ireland
	12/9/1987	Seton Hall 92 • Iona 84	South Orange, NJ
	12/21/1987	Texas A&M 78 • Iona 73	San Francisco, CA
	1/9/1988 **	St. Peter's 81 • Iona 76	New Rochelle, NY
	2/13/1988	Iona 79 • Manhattan 76	New Rochelle, NY
1988-89	1/28/1989	Iona 65 • Fairfield 60	Fairfield, CT
	2/21/1989	Iona 123 • Holy Cross 113	New Rochelle, NY
	2/26/1989	Iona 73 • St. Peter's 70	New Rochelle, NY
	3/4/1989	St. Peter's 77 • Iona 76	E. Rutherford, NJ
1989-90	12/2/1989	Kent State 72 • Iona 69	New Rochelle, NY
	2/26/1990	Iona 59 • Fairfield 53	Fairfield, CT
1990-91	1/26/1991	Loyola (MD) 66 • Iona 65	Baltimore, MD
	3/3/1991	Iona 95 • Siena 90	Albany, NY
1991-92	12/14/1992	Iona 74 • Fordham 73	Bronx, NY
	12/30/1992	Iona 105 • Stetson 102	DeLand, FL
1992-93	1/16/1993	Iona 80 • Fairfield 79	New Rochelle, NY
	1/23/1993	Niagara 99 • Iona 93	Lewiston, NY
1994-95	3/4/1995	Fairfield 81 • Iona 79	Albany, NY
1995-96	12/23/1995	Iona 79 • Detroit 76	New Rochelle, NY
1996-97	1/8/1997	Iona 85 • Loyola (MD) 78	Baltimore, MD
	1/26/1997 **	Iona 91 • Niagara 90	New Rochelle, NY
	2/6/1997	Manhattan 98 • Iona 89	New Rochelle, NY
1997-98	11/15/1997	Iona 95 • Morgan State 92	Baltimore, MD
	12/5/1997	Manhattan 64 • Iona 62	Riverdale, NY
	2/1/1998	Iona 83 • Siena 82	New Rochelle, NY
1998-99	1/8/1999	Iona 82 • Rider 77	New Rochelle, NY
1999-00	12/23/1999	St. Francis (NY) 100 • Iona 98	Brooklyn Hgts, NY
	1/13/2000	Rider 89 • Iona 84	New Rochelle, NY
	1/24/2000	Iona 96 • Siena 92	Albany, NY
2000-01	12/6/2000	Iona 89 • Fairfield 83	Fairfield, CT
	12/28/2000	Iona 100 • Niagara 90	New Rochelle, NY
2001-02	12/6/2001	Iona 82 • Fairfield 78	Bridgeport, CT
	1/3/2002	Siena 79 • Iona 70	New Rochelle, NY
	1/9/2002	Rider 82 • Iona 79	New Rochelle, NY
2002-03	12/5/02	Fairfield 83 • Iona 78	Bridgeport, CT
	2/16/03 **	Iona 80 • Manhattan 77	New Rochelle, NY
2003-04	3/6/04	Niagara 106 • Iona 92	Albany, NY
2004-05	1/30/05 ***	Canisius 90 • Iona 88	New Rochelle, NY
2005-06	1/26/06	Iona 71 • Niagara 69	Lewiston, NY
2006-07	1/14/07	Fairfield 83 • Iona 76	New Rochelle, NY
	1/18/07	Canisius 72 • Iona 65	Buffalo, NY
	1/23/07	Fairfield 70 • Iona 67	Bridgeport, CT
2007-08	1/21/08	Rider 68 • Iona 63	Lawrenceville, NJ
2008-09	11/21/08	Wisconsin 60 • Iona 58	St. Thomas, USVI
	1/17/09	Iona 78 • Canisius 77	Buffalo, NY
	2/7/09	Iona 66 • Marist 65	New Rochelle, NY
2009-10	11/27/09	Baylor 72 • Iona 62	Lake Buena Vista, FL
2010-11	11/18/10 **	Iona 81 • Richmond 77	New Rochelle, NY
	1/3/11	Iona 100 • Rider 96	Lawrenceville, NJ
	1/30/11	Loyola 88 • Iona 85	Baltimore, MD
2011-12	11/23/11 **	Iona 104 • Saint Joseph's 99	New Rochelle, NY
	12/7/11	Iona 80 • Denver 78	Denver, CO
2012-13	11/16/12	Quinnipiac 98 • Iona 92	St. Thomas USVI
	12/15/12	Iona 81 • Georgia 78	Athens, GA
	1/31/12	Niagara 93 • Iona 90	Lewiston, NY
	2/7/13 **	Marist 105 • Iona 104	New Rochelle, NY
	2/15/13 **	Manhattan 74 • Iona 73	Riverdale, NY
2013-14	2/28/14	Manhattan 80 • Iona 77	Riverdale, NY
2014-15	1/31/15	Iona 68 • Saint Peter's 61	New Rochelle, NY
2015-16	12/19/15	Rhode Island 79 • Iona 74	Kingston, RI
2016-17	1/14/17	Quinnipiac 97 • Iona 91	Hamden, CT
	1/29/17	Iona 69 • Saint Peter's 66	New Rochelle, NY
	3/6/17	Iona 87 • Siena 86	Albany, NY
2017-18	12/29/17	Iona 98 • Niagara 93	Lewiston, NY
	1/29/18	Fairfield 103 • Iona 100	Bridgeport, CT
	2/2/18 **	Iona 87 • Quinnipiac 82	New Rochelle, NY
	2/12/18	Siena 82 • Iona 78	Albany, NY

** Two Overtimes *** Three Overtimes ***** Five Overtimes

Iona In Overtime

Opponent	W	L	Opponent	W	L	Opponent	W	L
Amherst	1	0	Loyola (MD)	1	2	Siena	6	4
Baylor	0	1	Manhattan	2	4	St. Bonaventure	0	1
Bridgeport	1	0	Marist	3	1	St. Francis (NY)	2	2
Canisius	1	3	Monmouth	1	0	St. John's	0	1
Central Conn.	1	0	Morgan State	1	0	St. Louis	1	0
Columbia	1	0	New Orleans	1	0	Stetson	1	0
Denver	1	0	New York University	0	1	Texas A&M	0	1
Detroit	2	1	Niagara	4	3	Wagner	1	0
Fairfield	8	8	Pittsburgh	1	0	William & Mary	1	0
Fairleigh Dickinson	1	0	Quinnipiac	1	2	Wisconsin	0	1
Fordham	1	1	Rhode Island	0	1	***Totals***	***58***	***54***
Georgia	1	0	Rider	2	4			
Hofstra	1	0	Richmond	1	0			
Holy Cross	2	0	Saint Joseph's	1	0			
Kent State	0	1	Saint Peter's	3	3			
LeMoyne	0	2	Scranton	1	0			
Loyola (IL)	0	1	Seton Hall	1	5			

100+ Point Games

100+ Points For (53-4, MAAC: 17-3, H: 36-3, A: 12-1, N: 5-0)

Year	Date		Result	Site
1946-47	N/A		Iona 100 • Patterson Tchrs 57	New Rochelle, NY
1948-49	12/18/48		Iona 100 • Cortland 58	New Rochelle, NY
1951-52	12/28/51		Iona 100 • Bates 77	New Rochelle, NY
1954-55	12/18/54		Iona 100 • Lafayette 68	White Plains, NY
1956-57	2/20/57		Iona 100 • Siena 80	White Plains, NY
1959-60	12/21/59		Iona 100 • Pace 66	New Rochelle, NY
1964-65	12/1/64		Iona 106 • New York Tech 86	New Rochelle, NY
1968-69	12/6/68		Iona 100 • Pace 49	Pleasantville, NY
1969-70	1/10/70		Iona 101 • Saint Peter's 94	New Rochelle, NY
1973-74	12/4/73	*	Iona 106 • Siena 98	Bronx, NY
1975-76	11/27/75		Iona 106 • Marist 78	New Rochelle, NY
1976-77	11/29/76		Iona 103 • St. Lawrence 95	New Rochelle, NY
	1/29/77		Iona 102 • St. Francis (NY) 84	New Rochelle, NY
	2/19/77		Iona 107 • South Florida 100	New York, NY
	2/23/77		Iona 117 • Long Island 90	New Rochelle, NY
1977-78	12/5/77		Iona 109 • Buffalo 79	New Rochelle, NY
	12/17/77		Iona 105 • Auburn 82	New Rochelle, NY
	1/6/78		Iona 110 • Pace 78	Pleasantville, NY
1978-79	11/25/78		Iona 107 • St. Lawrence 77	New Rochelle, NY
	11/28/78		Iona 113 • Pace 64	New Rochelle, NY
	12/29/78		Iona 103 • Northeastern 88	New Rochelle, NY
1980-81	12/6/80		Iona 105 • Long Island 94	New Rochelle, NY
	1/27/81		Iona 109 • Sacred Heart 83	New Rochelle, NY
1981-82	12/5/81		Iona 110 • Pace 64	New Rochelle, NY
	12/30/81		Iona 101 • CCNY 58	New Rochelle, NY
	2/20/82	*****	Iona 102 • Fairfield 100	Fairfield, CT!
1982-83	1/8/83		Iona 115 • Pace 73	New Rochelle, NY
1984-85	1/3/85		Iona 103 • La Salle 73	Philadelphia, PA!
	1/19/85		Iona 110 • Fairfield 97	New Rochelle, NY!
1987-88	1/14/88		Iona 106 • Holy Cross 91	New Rochelle, NY!
1988-89	2/21/89	*	Iona 123 • Holy Cross 113	New Rochelle, NY!
1990-91	1/22/91		Duquesne 114 • Iona 107	New York, NY
1991-92	12/21/91		Iona 102 • N.C. State 86	White Plains, NY
	12/30/91	*	Iona 105 • Stetson 102	Deland, FL
1993-94	12/29/93		Iona 101 • St. Francis (NY) 86	New Rochelle, NY
1994-95	2/9/95		Siena 115 • Iona 103	New Rochelle, NY!
1997-98	1/27/98		Iona 100 • St. Francis (NY) 69	Brooklyn, NY
	2/9/98		Iona 102 • Canisius 66	New Rochelle, NY!
2000-01	11/28/00		Iona 102 • St. Francis (NY) 94	New Rochelle, NY
	12/2/00		Iona 105 • Bucknell 61	New Rochelle, NY
	12/28/00		Iona 100 • Niagara 90	New Rochelle, NY!
2005-06	2/8/06		Iona 101 • Loyola (Md.) 85	Baltimore, MD!
	3/5/06		Iona 100 • Marist 84	Albany, NY
2010-11	1/14/11	*	Iona 100 • Rider 96	Lawrenceville, NJ!
	2/16/11		Iona 102 • Manhattan 65	Riverdale, NY!
2011-12	11/23/11	**	Iona 104 • Saint Joseph's 99	New Rochelle, NY
	11/28/11		Iona 100 • Long Island 84	New Rochelle, NY
	1/8/12		Iona 100 • Marist 78	Poughkeepsie, NY!
	2/2/12		Iona 105 • Canisius 86	New Rochelle, NY!
2012-13	12/13/12		Iona 100 • Norfolk State 72	New Rochelle, NY
	2/7/13	**	Marist 105 • Iona 104	New Rochelle, NY!
2013-14	1/4/14		Iona 118 • Niagara 72	New Rochelle, NY!
	2/9/14		Iona 101 • Canisius 91	Buffalo, NY!
2014-15	11/26/14		Iona 126 • Delaware State 76	New Rochelle, NY
2015-16	12/1/15		Iona 101 • Fairfield 77	New Rochelle, NY
	12/4/15		Iona 101 • Marist 66	Poughkeepsie, NY
	1/15/16		Monmouth 110 • Iona 102	New Rochelle, NY
2017-18	1/29/18	*	Fairfield 103 • Iona 100	Bridgeport, CT
	2/25/18		Rider 110 • Iona 101	Lawrenceville, NJ

100+ Points Against (4-38, MAAC: 2-12, H: 1-7, A: 2-23, N: 1-8)

Year	Date		Result	Site
1955-56	2/8/56		Seton Hall 105 • Iona 87	White Plains, NY
1956-57	12/28/56		Ky.-Wesleyan 105 • Iona 71	Owensboro, KY
1960-61	1/3/61		NYU 100 • Iona 77	White Plains, NY
1967-68	12/9/67		Niagara 100 • Iona 76	Niagara Univ., NY
	1/9/68		Duquesne 100 • Iona 47	Pittsburgh, PA
1968-69	2/15/69		Niagara 104 • Iona 78	New York, NY
1969-70	2/2/70		Jacksonville 110 • Iona 75	Jacksonville, FL
1973-74	12/22/73		Louisiana State 105 • Iona 78	Baton Rouge, LA
1974-75	12/6/74		Hofstra 103 • Iona 81	Hempstead, NY
	2/1/75		Long Island 103 • Iona 80	New Rochelle, NY
	2/14/75		Detroit 111 • Iona 75	Detroit, MI
1976-77	2/19/77		South Florida 100 • Iona 107	New York, NY
1977-78	12/7/77		Holy Cross 105 • Iona 83	New Rochelle, NY
	12/23/77		Kentucky 104 • Iona 65	Lexington, KY
1980-81	12/20/80		Illinois 106 • Iona 84	Knoxville, TN
1981-82	2/20/82	*****	Fairfield 100 • Iona 102	Fairfield, CT!
1983-84	12/4/83		Syracuse 102 • Iona 92	Syracuse, NY
1984-85	1/31/85		Holy Cross 102 • Iona 85	Worcester, MA!
1985-86	11/26/85		North Carolina 110 • Iona 67	Chapel Hill, NC
1986-87	1/28/87		La Salle 100 • Iona 85	New Rochelle, NY!
1987-88	1/28/88		La Salle 101 • Iona 83	Philadelphia, PA!
1988-89	11/26/88		Utah 109 • Iona 75	Anchorage, AK
	12/29/88		Kansas 100 • Iona 67	Lawrence, KS
	2/21/89	*	Holy Cross 113 • Iona 123	New Rochelle, NY!
1990-91	1/22/91		Duquesne 114 • Iona 107	New York, NY
1991-92	12/30/91	*	Stetson 102 • Iona 105	Deland, FL
	1/4/92		La Salle 120 • Iona 88	Philadelphia, PA!
1993-94	2/17/94		Siena 108 • Iona 67	Albany, NY!
1994-95	1/19/95		Siena 100 • Iona 81	Albany, NY!
	2/9/95		Siena 115 • Iona 103	New Rochelle, NY!
1995-96	12/29/95		Kentucky 106 • Iona 79	New York, NY
1997-98	2/11/98		Siena 104 • Iona 92	Albany, NY!
1999-00	11/27/99		UCLA 105 • Iona 73	Los Angeles, CA
	12/23/99		St. Francis (NY) 100 • Iona 98	Brooklyn, NY
2000-01	1/15/01		Siena 100 • Iona 71	Albany, NY!
2003-04	12/20/03		Connecticut 104 • Iona 54	Hartford, CT
	1/11/04		Niagara 105 • Iona 87	Niagara Univ., NY!
	3/6/04	*	Niagara 106 • Iona 92	Albany, NY
2007-08	11/18/07		North Carolina 107 • Iona 72	Chapel Hill, NC
2012-13	2/7/13	**	Marist 105 • Iona 104	New Rochelle, NY!
2013-14	12/13/13		St. Bonaventure 102 • Iona 89	New Rochelle, NY
2015-16	1/15/16		Monmouth 110 • Iona 102	New Rochelle, NY
2016-17	2/19/17		Rider 103 • Iona 85	New Rochelle, NY
2017-18	1/29/18	*	Fairfield 103 • Iona 100	Bridgeport, CT
	2/25/18		Rider 110 • Iona 101	Lawrenceville, NJ

** Overtime • ** Two Overtimes • ***** Five Overtimes • ! MAAC Reg Season Game*

Multiple 100+ Point Game Seasons

Year	100+ PF
2011-12	**4**
1976-77	4
2000-01	3
1981-82	3
1978-79	3
1977-78	3
2017-18	**2**
2013-14	**2**
2012-13	**2**
2010-11	**2**
2005-06	2
1997-98	2
1991-92	2
1984-85	2
1980-81	2

Multiple 100+ Point Game Seasons

Year	100+ PA
2003-04	3
1988-89	3
1974-75	3
2017-18	**2**
1999-00	2
1994-95	2
1991-92	2
1977-78	2
1967-68	2

100+ Point Game Superlatives

Iona Points For Last Time:
Overall: at RID, 2/25/18
Home: vs. MON, 1/15/16
Road: at RID, 2/25/18
Neutral: vs. MAR, 3/5/06
MAAC: at RID, 2/25/18
Non-C: vs. DSU, 11/26/14
Gms Since: 0 (2/25/18)

Iona Points Against Last Time:
Overall: at RID, 2/25/18
Home: vs. RID, 2/19/17
Road: at RID, 2/25/18
Neutral: vs. NIA, 3/6/04
MAAC: at RID, 2/25/18
Non-C: vs. BONA, 12/14/13
Gms Since: 0 (2/25/18)

MAAC Records

Year-By-Year Records

Year	Overall	MAAC	Finish	Tournament
1981-82	24-9	7-3	(3rd)	3-0
1982-83	**22-9**	**8-2**	**(1st)**	**1-1**
1983-84	23-8	11-3	(3rd)	3-0
1984-85	**26-5**	**11-3**	**(1st)**	**3-0**
1985-86	14-15	9-5	(2nd)	1-1
1986-87	16-14	8-6	(3rd)	2-1
1987-88	11-16	5-9	(5th)	0-1
1988-89	15-16	8-6	(3rd)	1-1
1989-90	13-15	8-8	(2nd-South)	0-1
1990-91	17-13	11-5	(4th)	2-1
1991-92	14-15	8-8	(6th)	1-1
1992-93	16-11	9-5	(3rd)	0-1
1993-94	7-20	3-11	(7th)	0-1
1994-95	10-17	6-8	(5th)	0-1
1995-96	**21-8**	**10-4**	**(T-1st)**	**1-1**
1996-97	**22-8**	**11-3**	**(1st)**	**0-1**
1997-98	**27-6**	**15-3**	**(1st)**	**3-0**
1998-99	16-14	12-6	(3rd)	0-1
1999-00	20-11	13-5	(2nd)	3-0
2000-01	**22-11**	**12-6**	**(1st)**	**3-0**
2001-02	13-17	10-8	(5th)	0-1
2002-03	17-12	11-7	(5th)	1-1
2003-04	11-18	8-10	(7th)	1-1
2004-05	15-16	9-9	(5th)	2-1
2005-06	23-8	13-5	(2nd)	3-0
2006-07	2-28	1-17	(10th)	0-1
2007-08	12-20	8-10	(7th)	0-1
2008-09	12-19	7-11	(7th)	0-1
2009-10	21-10	12-6	(3rd)	0-1
2010-11	25-12	13-5	(T-2nd)	2-1
2011-12	**25-8**	**15-3**	**(1st)**	**1-1**
2012-13	20-14	11-7	(T-4th)	3-0
2013-14	**22-11**	**17-3**	**(1st)**	**2-1**
2014-15	**26-9**	**17-3**	**(1st)**	**2-1**
2015-16	22-11	16-4	(2nd)	3-0
2016-17	22-13	12-8	(T-3rd)	3-0
2017-18	17-13	11-7	(4th)	-
Totals	661-478 (.580)	376-232 (.618)		50-26 (.658)

All-MAAC Selections

Year	Player
1981-82	All-MAAC – Steve Burtt
	All-MAAC – Gary Springer
1982-83	**All-MAAC – Steve Burtt (Player of the Year)**
	All-MAAC – Gary Springer
1983-84	**1st Team – Steve Burtt (Player of the Year)**
	2nd Team – Gary Springer
	3rd Team – Tony Hargraves
1984-85	All-MAAC – Rory Grimes
	All-MAAC – Tony Hargraves
	All-Rookie – Richie Simmonds (Co-Rookie of the Year)
1985-86	1st Team – Bob Coleman
1986-87	2nd Team – Alvin Lott
1987-88	2nd Team – Richie Simmonds
1988-89	2nd Team – Chip Langdon
	All-Rookie – Kevin Cooper
1989-90	2nd Team – Sean Green
	All-Rookie – Danny Doyle
1990-91	1st Team – Sean Green
1991-92	2nd Team – Derrick Canada
1992-93	1st Team – Harry Hart
	2nd Team – Corey Taylor
1993-94	1st Team – Mikkel Larsen
	All-Rookie – Mindaugas Timinskas
1994-95	1st Team – Mikkel Larsen
	2nd Team – Mindaugas Timinskas
	All-Rookie – John Estick
1995-96	2nd Team – Greg Barr
	2nd Team – Mikkel Larsen
	2nd Team – Bryan Matthew
1996-97	**1st Team – Mindaugas Timinskas (Player of the Year)**
	1st Team – Bryan Matthew
1996-97	All-Rookie–Tariq Kirksay
1997-98	**1st Team – Kashif Hameed (Player of the Year)**
	1st Team – John McDonald
	2nd Team – Tariq Kirksay
	3rd Team – Donell Mitchell
1998-99	1st Team – Tariq Kirksay
	2nd Team – Kashif Hameed
	All-Rookie – Dyree Wilson
1999-00	**1st Team – Tariq Kirksay (Player of the Year)**
	3rd Team – Dyree Wilson
	3rd Team – Nakiea Miller
2000-01	1st Team – Nakiea Miller
	2nd Team – Earl Johnson
	3rd Team – Dyree Wilson
	All-Rookie – Greg Jenkins
2001-02	2nd Team – Courtney Fields
	3rd Team – Greg Jenkins
2002-03	2nd Team - Courtney Fields
	3rd Team - Steve Smith
	All-Rookie - Marvin McCullough
	All-Rookie - Ricky Soliver
2003-04	2nd Team - Greg Jenkins
	3rd Team - Steve Burtt
	All-Rookie - Anthony Bruin
2004-05	1st Team - Greg Jenkins
	2nd Team - Steve Burtt
2005-06	1st Team - Steve Burtt
	2nd Team - Ricky Soliver
2008-09	3rd Team - Gary Springer
	All-Rookie - Scott Machado (Rookie of the Year)
2009-10	2nd Team - Scott Machado
	All-Rookie - Kyle Smyth
2010-11	1st Team - Mike Glover
	1st Team - Scott Machado
2011-12	1st Team - Mike Glover
	1st Team - Scott Machado (Player of the Year)
	2nd Team - Lamont Jones
2012-13	**1st Team - Lamont Jones (Player of the Year)**
	2nd Team - Sean Armand
	3rd Team - David Laury
2013-14	1st Team - Sean Armand
	1st Team - A.J. English
	2nd Team - David Laury
2014-15	1st Team - A.J. English
	1st Team - David Laury (Player of the Year)
	2nd Team - Schadrac Casimir
	All-Rookie - Schadrac Casimir (Rookie of the Year)
2015-16	1st Team - A.J. English
	2nd Team - Jordan Washington
2016-17	1st Team - Jordan Washington
	All-Rookie - E.J. Crawford
2017-18	2nd Team - Rickey McGill

MAAC Records

All-Time MAAC Tournament Results

Year	Round	Result	Site
1982	Quarterfinal	Iona 69 • Army 53	New Rochelle, NY
	Semifinal	Iona 58 • Fordham 55	E. Rutherford, NJ
	Final	Iona 66 • St. Peter's 61 (OT)	E. Rutherford, NJ
	*All-Tournament Team – **Rory Grimes (MVP)**, Tony Hargraves, Gary Springer*		
1983	Semifinal	Iona 65 • Army 53	E. Rutherford, NJ
	Final	Fordham 54 • Iona 53	E. Rutherford, NJ
	All-Tournament Team – Steve Burtt, Rory Grimes, Tony Hargraves		
1984	Quarterfinal	Iona 74 • Holy Cross 66	New Haven, CT
	Semifinal	Iona 59 • St. Peter's 56	E. Rutherford, NJ
	Final	Iona 74 • Fordham 61	E. Rutherford, NJ
	*All-Tournament Team – **Steve Burtt (MVP)**,Tony Hargraves, Gary Springer*		
1985	Quarterfinal	Iona 95 • Fairfield 61	E. Rutherford, NJ
	Semifinal	Iona 59 • Army 57	E. Rutherford, NJ
	Final	Iona 57 • Fordham 54	E. Rutherford, NJ
	*All-Tournament Team – **Tony Hargraves (MVP)**, Rory Grimes*		
1986	Quarterfinal	Iona 64 • Army 60	E. Rutherford, NJ
	Semifinal	Holy Cross 81 • Iona 77	E. Rutherford, NJ
	All-Tournament Team – Bob Coleman		
1987	Quarterfinal	Iona 70 • Holy Cross 57	E. Rutherford, NJ
	Semifinal	Iona 66 • St. Peter's 59	E. Rutherford, NJ
	Final	Fairfield 73 • Iona 70 (OT)	E. Rutherford, NJ
	All-Tournament Team – Alvin Lott, Richie Simmonds		
1988	Quarterfinal	Holy Cross 91 • Iona 86	Worcester, MA
1989	Quarterfinal	Iona 76 • Holy Cross 63	New Rochelle, NY
	Semifinal	St. Peter's 77 • Iona 76 (OT)	E. Rutherford, NJ
	All-Tournament Team – Glenn Grant		
1990	Quarterfinal	Fordham 69 • Iona 66	Albany, NY
1991	Quarterfinal	Iona 69 • Manhattan 54	Albany, NY
	Semifinal	Iona 95 • Siena 90 (OT)	Albany, NY
	Final	St. Peter's 64 • Iona 58	Albany, NY
	All-Tournament Team – Sean Green, Antoine Lewis		
1992	Quarterfinal	Iona 59 • Loyola 53	Albany, NY
	Semifinal	Manhattan 79 • Iona 78	Albany, NY
	All-Tournament Team – Derrick Canada		
1993	Quarterfinal	Canisius 64 • Iona 62	Albany, NY
1994	Quarterfinal	Manhattan 99 • Iona 65	Albany, NY
1995	Quarterfinal	Fairfield 81 • Iona 79 (OT)	Albany, NY
1996	Quarterfinal	Iona 71 • Siena 59	Albany, NY
	Semifinal	Canisius 63 • Iona 62	Albany, NY
	All-Tournament Team – Mikkel Larsen		
1997	Quarterfinal	Fairfield 80 • Iona 71	Buffalo, NY
1998	Quarterfinal	Iona 76 • Marist 55	Albany, NY
	Semifinal	Iona 69 • Loyola 58	Albany, NY
	Final	Iona 90 • Siena 75	Albany, NY
	*All-Tournament Team – Kashif Hameed, Tariq Kirksay, **John McDonald (MVP)***		
1999	Quarterfinal	Marist 71 • Iona 69	Buffalo, NY
2000	Quarterfinal	Iona 64 • Rider 59	Albany, NY
	Semifinal	Iona 76 • Fairfield 72	Albany, NY
	Final	Iona 84 • Siena 80	Albany, NY
	*All-Tournament Team – Tariq Kirksay, Nakiea Miller, **Dyree Wilson (MVP)***		
2001	Quarterfinal	Iona 64 • Loyola 52	Buffalo, NY
	Semifinal	Iona 75 • Marist 71	Buffalo, NY
	Final	Iona 74 • Canisius 67	Buffalo, NY
	*All-Tournament Team – Earl Johnson, Phil Grant, **Nakiea Miller (MVP)***		
2002	Quarterfinal	Niagara 89 • Iona 83	Albany, NY
2003	First Round	Iona 62 • Loyola 39	Trenton, NJ
	Quarterfinal	Niagara 81 • Iona 75	Trenton, NJ
2004	First Round	Iona 68 • Canisius 66	Albany, NY
	Quarterfinal	Niagara 106 • Iona 92	Albany, NY
2005	First Round	Iona 68 • Siena 51	Buffalo, NY
	Quarterfinal	Iona 97 • Saint Peter's 73	Buffalo, NY
	Semifinal	Niagara 69 • Iona 66	Buffalo, NY
	All-Tournament Team – Steve Burtt		
2006	Quarterfinal	Iona 80 • Niagara 54	Albany, NY
	Semifinal	Iona 100 • Marist 84	Albany, NY
	Final	Iona 80 • Saint Peter's 61	Albany, NY
	*All-Tournament Team – Ricky Soliver, Kiril Wachsmann, **Steve Burtt (MVP)***		
2007	First Round	Rider 77 • Iona 62	Bridgeport, CT
2008	First Round	Canisius 64 • Iona 59	Albany, NY
2009	First Round	Marist 43 • Iona 40	Albany, NY
2010	Quarterfinal	Niagara 68 • Iona 64	Albany NY
2011	Quarterfinal	Iona 94 • Siena 64	Bridgeport, CT
	Semifinal	Iona 84 • Rider 59	Bridgeport, CT
	Final	Saint Peter's 62 • Iona 57	Bridgeport, CT
	All-Tournament Team – Scott Machado, Mike Glover		
2012	Quarterfinal	Iona 87 • Marist 63	Springfield, MA
	Semifinal	Fairfield 85 • Iona 75	Springfield, MA
	All-Tournament Team – Scott Machado		
2013	Quarterfinal	Iona 89 • Canisius 85	Springfield, MA
	Semifinal	Iona 79 • Niagara 73	Springfield, MA
	Final	Iona 60 • Manhattan 57	Springfield, MA
	*All Tournament Team – Tre Bowman, **Lamont Jones (MVP)**, David Laury*		
2014	Quarterfinal	Iona 94 • Rider 71	Springfield, MA
	Semifinal	Iona 75 • Canisius 72	Springfield, MA
	Final	Manhattan 71 • Iona 68	Springfield, MA
	All Tournament Team – Sean Armand, David Laury		
2015	Quarterfinal	Iona 74 • Siena 71	Albany NY
	Semifinal	Iona 95 • Monmouth 77	Albany NY
	Final	Manhattan 79 • Iona 69	Albany NY
	All Tournament Team – A.J. English, David Laury, Isaiah Williams		
2016	Quarterfinal	Iona 73 • Canisius 55	Albany NY
	Semifinal	Iona 81 • Siena 70	Albany NY
	Final	Iona 79 • Monmouth 76	Albany NY
	*All Tournament Team – **A.J. English (MVP)**, Jordan Washington, Isaiah Williams*		
2017	Quarterfinal	Iona 88 • Rider 70	Albany NY
	Semifinal	Iona 73 • Saint Peter's 65	Albany NY
	Final	Iona 87 • Siena 86 OT	Albany NY
	*All Tournament Team – **Jordan Washington (MVP)***		

MAAC Records

MAAC Players of the Week

Year	Name	Date
1986-87	Richie Simmonds	12/7/1986
	Richie Simmonds	2/22/1987
1988-89	Nestoer Payne	2/26/1989
1990-91	Sean Green	1/6/1991
	Sean Green	1/27/1991
1991-92	Bashkim Mustafaj	12/23/1991
	Derrick Canada	3/2/1992
1992-93	Harry Hart	1/18/1993
	Bashkim Mustafaj	2/8/1993
	Harry Hart	2/15/1993
1994-95	Mikkel Larsen	1/3/1995
	Mikkel Larsen	1/9/1995
	Mikkel Larsen	2/20/1995
1995-96	Mindaugas Timinskas	12/18/1995
	Bryan Matthew	1/15/1996
	Mindaugas Timinskas	1/29/1996
1996-97	Mindaugas Timinskas	12/9/1996
	Mindaugas Timinskas	12/16/1996
	Mindaugas Timinskas	12/30/1996
	Mindaugas Timinskas	1/6/1997
	Donell Mitchell	1/13/1997
	Bryan Matthew	1/27/1997
	Mindaugas Timinskas	2/3/1997
1997-98	Tariq Kirksay	12/15/1997
	Tariq Kirksay	1/12/1998
	John McDonald	1/19/1998
1997-98	Kashif Hameed	1/26/1998
	John McDonald	2/9/1998
	Kashif Hameed	2/16/1998
	Tariq Kirksay	2/23/1998
1998-99	Tariq Kirksay	1/11/1999
1999-00	Nakiea Miller	12/13/1999
	Nakiea Miller	1/3/2000
	Tariq Kirksay	1/31/2000
2000-01	Nakiea Miller	12/4/2000
2004-05	Greg Jenkins	12/27/2004
	Greg Jenkins	1/17/2005
2005-06	Ricky Soliver	11/28/2005
	Steve Burtt	1/16/2006
	Steve Burtt	1/23/2006
2010-11	Kyle Smyth	11/29/2010
	Mike Glover	12/6/2010
	Mike Glover	12/13/2010
	Mike Glover	12/20/2010
	Scott Machado	1/3/2011
	Mike Glover	1/10/2011
	Scott Machado	2/21/2011
2011-12	Scott Machado	11/21/2011
	Scott Machado	11/28/2011
	Mike Glover	12/5/2011
	Mike Glover	12/19/2011
	Mike Glover	1/9/2012
2011-12	Scott Machado	1/23/2012
	Lamont Jones	2/6/2012
	Scott Machado	2/20/2012
2012-13	Lamont Jones	11/19/2012
	Lamont Jones	12/17/2012
	Sean Armand	1/14/2013
	David Laury	2/4/2013
2013-14	Sean Armand	11/25/2013
	Tre Bowman	12/2/2013
	Sean Armand	12/9/2013
	David Laury	2/3/2014
	David Laury	2/10/2014
2014-15	A.J. English	11/24/2014
	Schadrac Casimir	12/15/2014
	David L:aury	12/29/14
	David Laury	1/5/2015
	Isaiah Williams	1/12/2015
	David Laury	2/23/2015
2015-16	A.J. English	12/7/2015
	Isaiah Williams	1/4/2016
	A.J. English	1/11/2016
	A.J. English	2/22/2016
2016-17	Sam Cassell Jr.	11/28/2015
	Jordan Washington	12/12/2016
	Jordan Washington	1/2/2017

MAAC Rookies of the Week

Year	Name	Date
1988-89	Jonathan Duck	12/11/1988
1992-93	Greg Barr	12/21/1992
1993-94	Mindaugas Timinskas	2/14/1994
1996-97	Tariq Kirksay	12/2/1996
	Tariq Kirksay	1/20/1997
1998-99	Dyree Wilson	12/21/1998
	Dyree Wilson	2/1/1999
2000-01	Greg Jenkins	12/11/2000
	Courtney Fields	1/2/2001
	Greg Jenkins	1/15/2001
2001-02	Solomon Brown	12/10/2001
2002-03	Marvin McCullough	1/27/2003
2002-03	Marvin McCullough	2/10/2003
2003-04	Anthony Bruin	3/1/2004
2008-09	Scott Machado	12/15/2008
	Scott Machado	12/22/2008
	Scott Machado	1/12/2009
	Scott Machado	1/19/2009
	Scott Machado	2/16/2009
	Scott Machado	2/23/2009
2009-10	Mike McFadden	11/23/2009
	Kyle Smyth	12/14/2009
	Rashard McGill	12/28/2009
	Kyle Smyth	1/19/2010
	Rashard McGill	1/25/2010
2010-11	Sean Armand	1/17/11
2012-13	A.J. English	12/17/12
	A.J. English	12/24/12
	A.J. English	1/7/13
2013-14	Ryden Hines	12/30/13
2014-15	Schadrac Casimir	11/17/2014
	Schadrac Casimir	12/1/2014
	Schadrac Casimir	12/8/2014
	Schadrac Casimir	12/29/2014
	Schadrac Casimir	2/23/2015
	Schadrac Casimir	2/16/2015
	Schadrac Casimir	2/9/2015
	Schadrac Casimir	1/26/2015

Postseason Tournament Play

1979

Coaching legend Jim Valvano teaches his Iona teams to "Dare to Dream," as he mentors the Gaels into their first two NCAA Tournament appearances. Coach V would go onto lead NC State to the 1983 National Championship.



1980

Iona Hall of Famer Jeff Ruland finishes his All-American season by guiding the Gaels to the NCAA East Regional Final, narrowly bowing to Georgetown, 74-71

1984, 1985

Taking up where Jim Valvano left off, Pat Kennedy - now the head coach at Towson University - leads Iona to two more NCAA appearances while winning the MAAC Tournament three times in five years

NCAA Tournament

1979 **East Regional - Raleigh, NC**
Pennsylvania 73, Iona 69

1980* **East Regional - Providence, RI**
Iona 84, Holy Cross 78
Georgetown 74, Iona 71

1984 **East Regional - E. Rutherford, NJ**
Virginia 58, Iona 57

1985 **East Regional - Hartford, CT**
Loyola (IL) 59, Iona 58

1998 **South Regional - Lexington, KY**
Syracuse 63, Iona 61

2000 **Midwest Regional - Minneapolis, MN**
Maryland 74, Iona 59

2001 **Midwest Regional - Kansas City, MO**
Ole Miss 72, Iona 70

2006 **Atlanta Regional - Jacksonville, FL**
LSU 80, Iona 64

2012 **First Four - Dayton, OH**
BYU 78, Iona 72

2013 **West Regional - Dayton, OH**
Ohio State 95, Iona 70

2016 **Midwest Regional - Denver, CO**
Iowa State 94, Iona 81

2017 **Midwest Regional - Sacramento, CA**
Oregon 93, Iona 77

** - Results vacated due to NCAA violations*

1996

Head Coach Tim Welsh leads the Gaels to a MAAC regular season title and a return to national postseason play in the NIT, where they face St. Joseph's at home in the first round

1997

On the heels of their second-straight MAAC regular season championship, Iona makes a repeat visit to the National Invitation Tournament, playing UConn



1998

After roaring through the MAAC Tournament, the Gaels played Syracuse in the first round of the NCAA Tournament at Rupp Arena in Lexington, KY. At the conclusion of an intense game-long see saw battle, Syracuse nips Iona at the buzzer on a desperation 22-footer

National Invitation Tournament

1982 **First Round - Piscataway, NJ**
Rutgers 55, Iona 51

1983 **First Round - New Rochelle, NY**
Iona 90, St. Bonaventure 76
Second Round - Lincoln, NE
Nebraska 85, Iona 73

1996 **First Round - New Rochelle, NY**
St. Joseph's 82, Iona 78

1997 **First Round - Storrs, CT**
Connecticut 71, Iona 66

2014 **First Round - Ruston, LA**
Lousiana Tech 89, Iona 88

2015 **First Round - Kingston, RI**
Rhode Island 88, Iona 75

Postseason Tournament Play

2000

Iona closed out the regular season winning 11 of 12 and swept through the MAAC Tournament, earning a spot in the Big Dance - the NCAA Tournament. The Gaels faced Maryland in the first round in Minneapolis, MN and lost, 74-59.



2001

Following a repeat as MAAC Tournament Champions, the Gaels became a regular at the NCAA Tournament, appearing for the third time in four seasons. Playing in the Midwest Regional, Iona fell just two points short of upsetting SEC Champion and No. 3 seeded Ole Miss.

2006

After rolling through the MAAC Tournament for a conference record seventh time in Albany, NY, Iona traveled to Jacksonville, FL and dropped a tough fought match against the No. 4 seeded LSU. The Gaels gave the eventual Final Four participant Tigers all they could handle, taking a five-point lead into halftime.

CollegeInsider.com Postseason Tournament

2011 **First Round - Valparaiso, IN**
Iona 85, Valparaiso 77
Quarterfinal - New Rochelle, NY
Iona 78, Buffalo 63
Semifinal - Johnson City, TN
Iona 83, East Tennessee St. 80
Championship - New Rochelle, NY
Santa Clara 76, Iona 69

2011

In head coach Tim Cluess' first season, the Gaels won 25 games and hosted the CollegeInsider.com Postseason Tournament championship at the Hynes Center. Iona participated in the tournament for the first time and earned wins at Valparaiso and ETSU and a home win over Buffalo before falling to Santa Clara in the final.

2012

The Maroon & Gold earned its first and the MAAC's second-ever at-large bid into the NCAA Championship following a second-straight 25-win campaign and a defeat in the conference semifinal round. Iona took on BYU in the NCAA's First Four in Dayton, OH.

2013

Following a fourth place finish in a hotly contested MAAC season, the Gaels ripped through the championship in Springfield, MA and earned a No. 15 seed in the NCAA Tournament. Iona faced No. 2 Ohio State in Dayton, OH, the second-year in a row the program appeared at UD Arena.

2014

The Maroon & Gold won a program record 17 games in MAAC play and a regular season championship. Following a tournament final loss to Manhattan, Iona faced Louisiana Tech in Ruston, LA in its first appearance in the National Invitation Tournament since 1997.

2015

Iona earned its fifth straight postseason bid under head coach Tim Cluess following another 17-win MAAC season and a conference championship game appearance. The Gaels fell to URI on the road in the NIT First Round

2016

Iona earned its third NCAA Championship appearance under Cluess after its ninth MAAC Title. The No. 13 Gaels lost to No. 4 Iowa State 94-81 in the first round in Denver, CO.

2017

Iona earned its fourth NCAA Championship appearance in seven seasons and took on No. 3 seed Oregon in Sacramento. Jordan Washington's 22 points made him Iona's No. 2 all-time NCAA Tournament scorer with 58 points.

Primary Media Outlets

Newspapers

The Journal News
1 Gannett Drive
White Plains, NY 10604
(914) 696-8888 • Fax: (914) 694-5018
Josh Thomsom
LoHud.com

New York Daily News
450 West 33rd Street
New York, NY 10001
(212) 210-1670 • Fax: (212) 210-1605
NYDailyNews.com

New York Newsday
Sports, 4th Floor, 80-02 Kew Gardens Road
Kew Gardens, NY 11415
(718) 575-2551 • Fax: (718) 575-2639
Newsday.com

USA Today
1000 Wilson Boulevard
Arlington, VA 22209
(703) 276-3735 • Fax: (703) 276-6599
USAToday.com

New York Times
229 West 43rd Street
New York, NY 10036
(212) 556-7381 • Fax: (212) 556-5848
NYTimes.com

New York Post
1211 Avenue of the Americas
New York, NY 10036
(212) 930-8700 • Fax: (212) 930-8727
Howie Kussoy • Zach Braziller
NYPost.com

Long Island Newsday
235 Pinelawn Road
Melville, NY 11747-4250
(631) 843-2810 • Fax: (631) 454-6892
Newsday.com

The Ionian
715 North Avenue
New Rochelle, NY 10801
(914) 633-2370 • Fax: (914) 633-2406
Ryan McFadden
IonianNews.com

Television

FOX 5
205 East 67th Street
New York, NY 10021
(212) 452-3784 • Fax: (212) 452-5517
MyFoxNY.com

MSG NETWORK
4 Penn Plaza
New York, NY 10001
(212) 465-5955 • Fax: (212) 465-5943
MSG.com

WWOR
9 Broadcast Plaza
Secaucus, NJ 07094
(201) 330-2245 • Fax: (201) 330-2241
My9TV.com

NEWS 12 - Westchester
6 Executive Plaza
Yonkers, NY 10701
(914) 378-4865 • Fax: (914) 378-8938
Walt Fowler • Pete Ruf
News12.com

WNBC
30 Rockefeller Plaza
New York, NY 10020
(212) 664-5313 • Fax: (212) 459-1312
NBCNewYork.com

WABC
7 Lincoln Square
New York, NY 10052
(212) 456-3206
7Online.com

WPIX
220 East 42nd Street
New York, NY 10017
(212) 210-2515 • Fax: (212) 210-2591
WPIX.com

Fios1 News Lower Hudson Valley
800 Westchester Ave
Rye Brook, NY 10573
(914) 417-2700 • Fax (914)-696-0279
www.fios1news.com

ESPN
935 Middle Street
Bristol, CT 06010
(860) 766-2475 • Fax: (860) 585-2213
ESPN.com

SPORTSNET NEW YORK
75 Rockefeller Plaza
New York, NY 10019
(212) 485-4800 • Fax: (212) 485-4910
SNY.tv

WCBS
51 West 52nd Street
New York, NY 10019
(212) 975-1741 • Fax: (212) 975-6329
WCBSTV.com

Radio

WFAN RADIO
34-12 36th Street
Kaufman-Astoria Studios
Astoria, NY 11106
(718) 706-7690 • Fax: (718) 706-6481
WFAN.com

WCBS RADIO
524 West 57th Street
New York, NY 10019
(212) 975-2127 • Fax: (212) 975-1907
WCBS880.com

WABC RADIO
2 Penn Plaza, 17th Floor
New York, NY 10121
(212) 613-3863
Fax: (212) 456-2930
WABCRadio.com

ESPN NEW YORK (WEPN)
2 Penn Plaza, 17th Floor
New York, NY 10121
(516) 650-3217 • Fax: (212) 239-7203
1050ESPNRadio.com

SHADOW SPORTS
201 Route 17 North
East Rutherford, NJ 07070
(201) 939-6688 • Fax: (201) 939-3683

Wires

Associated Press
450 West 33rd Street
New York, NY 10001
(212) 621-1630 • Fax: (212) 621-1639
Jim O'Connell
AP.com

STATS, Inc.
2775 Shermer Road
Northbrook, IL 60062
(800) 367-8935 • Fax: (847) 470-9140
stats.com

The Sports Network
2200 Byberry Road, Suite 200
Hatboro, PA 19040
(215) 441-8444 • Fax: (215) 441-5767
SportsNetwork.com

New Media Outlets

Big Apple Buckets
John Templon • Ray Curren
Vin Simone
nycbuckets.com

Iona Hoops Report
Ken Kraetzer
www.youtube.com/user/SAL50NYRadio

Daly Dose of Hoops
Jaden Daly
dalydoseofhoops.blogspot.com

Talk of the Sound
Bob Cox
newrochelletalk.com

IONA GAELS TELEVISION AND RADIO SPEED CHART

RICKEY McGILL #0

Sophomore • Guard • 6-1 • 165
Spring Valley, NY

ZACH LEWIS #1

Graduate Student • Guard • 6-3 • 185
Windsor, CT

E.J. CRAWFORD #2

Sophomore • Guard/Forward • 6-6 • 210
Hartford, CT

C.J. SEAFORTH #3

Freshman • Guard • 6-1 • 155
Hamden, CT
SEE-forth

SCHADRAC CASIMIR #4

Junior • Guard • 5-10 • 165
Stamford, CT
SED-rick KAZ-meer

ANDRIJA RISTANOVIC #10

Freshman • Forward • 6-10 • 200
Belgrade, Serbia
on-DREE-uh riss-TANN-oh-vich

ROLAND GRIFFIN #11

Junior • Forward • 6-7 • 215
Aurora, IL

TK EDOGI #13

Graduate Student • Forward • 6-8 • 220
Phoenix, AZ
eh-DOE-gee

DEYSHONEE MUCH #15

Senior • Guard • 6-5 • 180
Rochester, NY
DAY-shawn

JAN SVANDRLIK #20

Graduate Student • Guard/Forward • 6-7 • 210
Pilsen, Czech Republic
JAN (rhymes with "JAM") SVON-durr-lick

GAVIN KENSMIL #21

Freshman • Forward • 6-7 • 230
Paramaribo, Suriname
GAY-vin KENS-mill

TYRELL WILLIAMS #44

Jr. • F • 6-9 • 230
Miami, FL
tie-RELL

TIM CLUESS

Head Coach

Hofstra '83 • Eighth Season

CLOOSE

Jared GRASSO

Associate Head Coach
Quinnipiac '02

Adam GINSBURG

Assistant Coach
Buffalo '97

Eamonn MAHAR

Graduate Manager
Cortland State '17

Eric EATON

Assistant Coach
UMass-Dartmouth '97

Ricky JOHNS

Director of Operations
Utah '07

MAAC Men's Basketball
2018 Championship Bracket
March 1-5, 2018

First Round Thursday March 1	Quarterfinals Friday/Saturday March 2-3	Semifinals Sunday March 4	Championship Monday March 5	Semifinals Sunday March 4	Quarterfinals Friday/Saturday March 2-3	First Round Thursday March 1
#8 Monmouth	#1 Rider	#9 Saint Peter's		#7 Quinnipiac	#2 Canisius	#7 Quinnipiac
#9 Saint Peter's	#9 Saint Peter's				#7 Quinnipiac	#10 Siena
		7 p.m. ESPN3	7 p.m. ESPN	7 p.m. ESPN3		
	#4 Iona				#3 Niagara	#6 Fairfield
	Sat. - 9:30 p.m. ESPN3				Sat. - 7 p.m. ESPN3	
	#5 Manhattan				#6 Fairfield	#11 Marist